



US00D680235S

(12) **United States Design Patent**
Vaes

(10) **Patent No.:** **US D680,235 S**

(45) **Date of Patent:** **** Apr. 16, 2013**

(54) **CORNER TRIM**

(76) Inventor: **Ed Vaes**, Stoney Creek (CA)

(**) Term: **14 Years**

(21) Appl. No.: **29/416,207**

(22) Filed: **Mar. 20, 2012**

Related U.S. Application Data

(63) Continuation of application No. 12/469,943, filed on May 21, 2009, now abandoned, and a continuation of application No. 11/538,886, filed on Oct. 5, 2006, now abandoned.

(51) **LOC (9) Cl.** **25-01**

(52) **U.S. Cl.**
USPC **D25/136**

(58) **Field of Classification Search** D25/136;
D6/300; 52/210, 211, 204.2, 204.53, 204.57,
52/204.58, 279, 275, 716.1, 241, 716.8, 718.04
See application file for complete search history.

(56) **References Cited**

U.S. PATENT DOCUMENTS

2,397,119	A *	3/1946	Bohn	52/279
2,741,344	A *	4/1956	Herr	52/211
3,103,710	A *	9/1963	Fredricksen	52/211
3,728,833	A *	4/1973	Grossman	52/211
D317,400	S *	6/1991	Loew	D8/382
5,526,866	A *	6/1996	Flentge	160/380
5,809,718	A *	9/1998	Wicks	52/287.1
D403,449	S *	12/1998	Searer	D25/136
6,807,783	B2 *	10/2004	Lee	52/473

* cited by examiner

Primary Examiner — Doris Clark

(74) *Attorney, Agent, or Firm* — Jansson Shupe & Munger Ltd.

(57) **CLAIM**

I claim the ornamental design for a corner trim, as shown and described.

DESCRIPTION

FIG. 1 is a left front perspective view of the corner trim shown adjacent door or window casing. The portion shown in stippled lines forms no part of the claimed design;

FIG. 2 is a front elevation view of the corner trim of FIG. 1; FIG. 3 is a back elevation view of the corner trim of FIG. 1; FIG. 4 is a left side elevation view of the corner trim of FIG. 1;

FIG. 5 is a right side elevation view of the corner trim of FIG. 1;

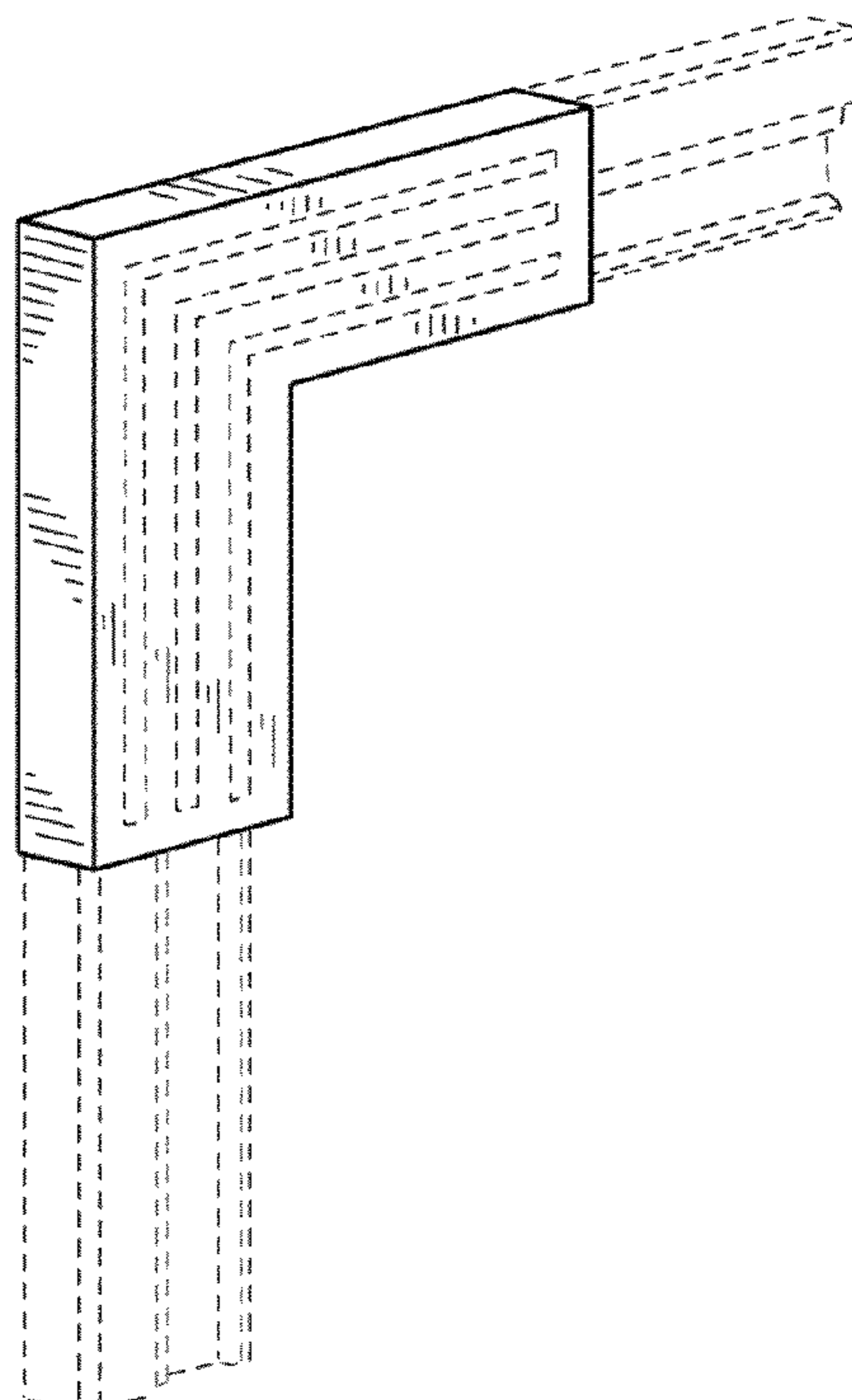
FIG. 6 is a top plan view of the corner trim of FIG. 3;

FIG. 7 is a bottom plan view of the corner trim of FIG. 1;

FIG. 8 is a right rear side elevation view of the corner trim of FIGS. 1 and 3 showing the adjacent door or window casing. The portion shown in stippled lines forms no part of the claimed design; and,

FIG. 9 is a rear bottom plan view of the corner trim of FIGS. 1 and 3 shown adjacent door or window casing. The portion shown in stippled lines forms no part of the claimed design. The broken lines are provided for illustrative purposes only and form no part of the claimed design.

1 Claim, 1 Drawing Sheet



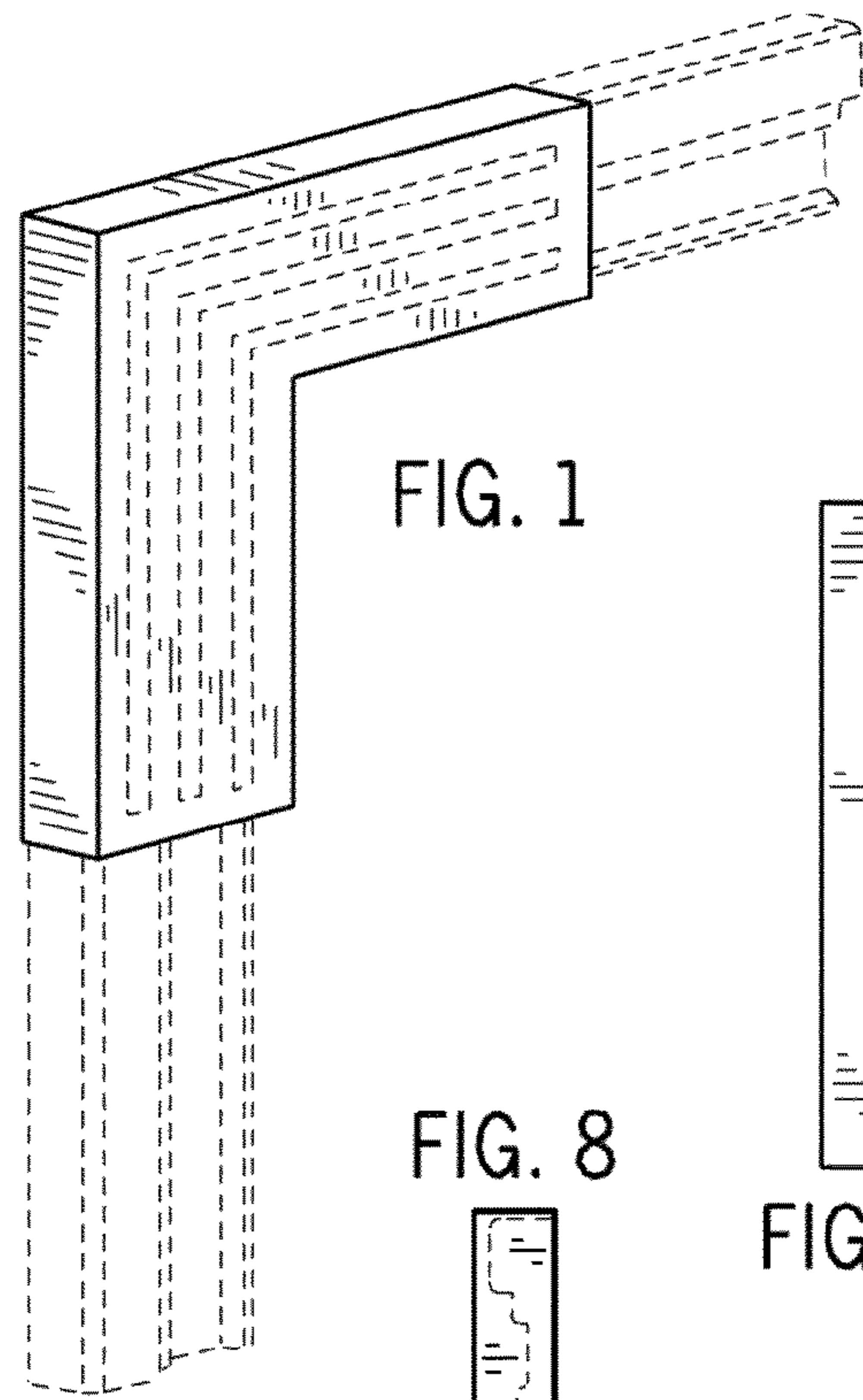


FIG. 2

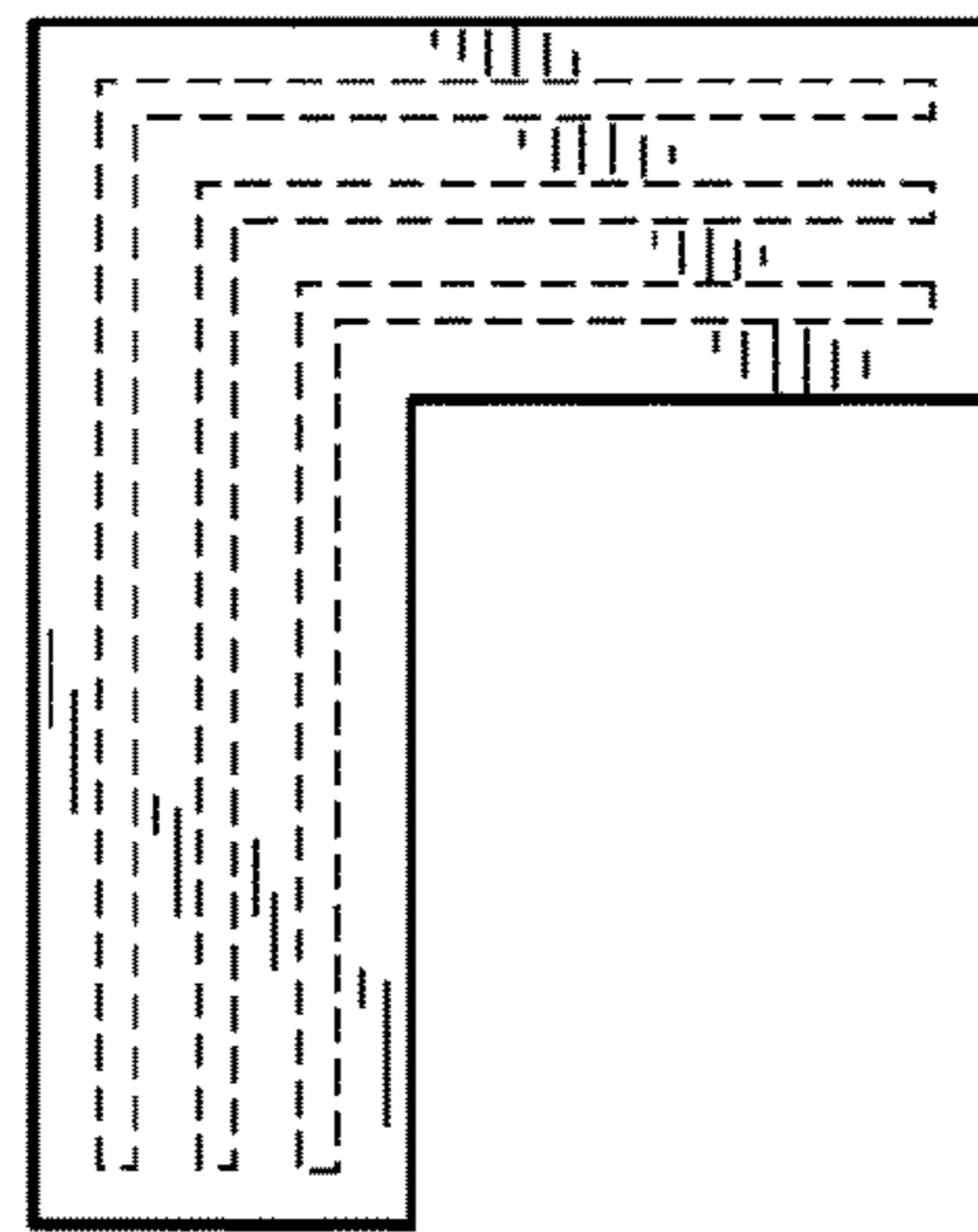


FIG. 1



FIG. 8

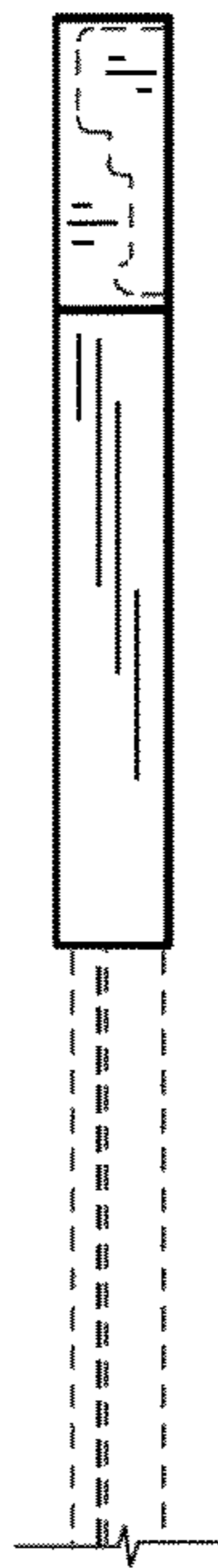


FIG. 4

FIG. 5

FIG. 6



FIG. 3

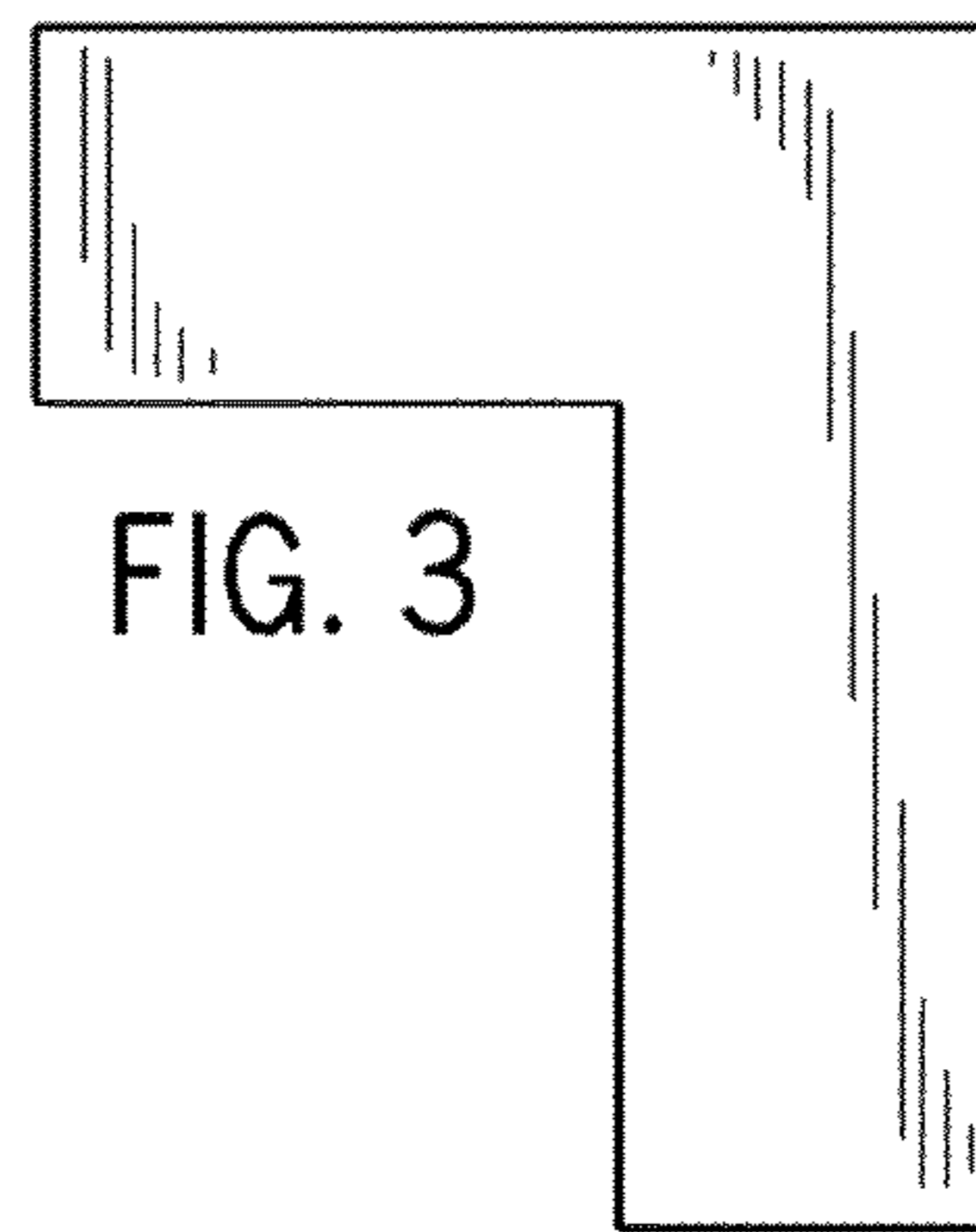


FIG. 9



FIG. 7

