



US00D680232S

(12) **United States Design Patent**
Elizarraras et al.

(10) **Patent No.:** **US D680,232 S**
(45) **Date of Patent:** **** Apr. 16, 2013**

(54) **WALL TRIM**

(75) Inventors: **George Elizarraras**, Fontana, CA (US);
Bjorn Gunderson, Fontana, CA (US);
Dale Knox, Fontana, CA (US); **Kevin O’Leary**, Fontana, CA (US); **Adam Ruggles**, Fontana, CA (US); **Marko Suput**, Fontana, CA (US); **Jason Ward**, Fontana, CA (US)

(73) Assignee: **James Hardie Technology Limited**, Dublin (IE)

(**) Term: **14 Years**

(21) Appl. No.: **29/427,569**

(22) Filed: **Jul. 19, 2012**

(51) **LOC (9) Cl.** **25-02**

(52) **U.S. Cl.**
USPC **D25/55; D25/136**

(58) **Field of Classification Search** 52/236.6,
52/264, 272, 287.1, 255, 242, 293.1, 169.12,
52/434, 435, 800.1, 716.1, 717.01, 716.8,
52/718.01, 718.04, 11, 13, 14, 15, 58, 213,
52/60, 61, 62, 290, 220.7, 211, 204.53; D25/119,
D25/136, 55

See application file for complete search history.

(56) **References Cited**

U.S. PATENT DOCUMENTS

3,603,057	A	9/1971	Curran	
4,295,304	A	10/1981	Kim	
4,356,677	A	11/1982	Mosch	
4,555,885	A *	12/1985	Raymond et al.	52/468
4,833,858	A	5/1989	Hutchison	
4,909,013	A	3/1990	Daw	
5,073,430	A *	12/1991	Aidan	428/43
5,081,813	A	1/1992	White	

5,644,877	A *	7/1997	Wood	52/241
5,758,456	A	6/1998	Case	
6,018,924	A *	2/2000	Tamlyn	52/716.8
6,341,458	B1 *	1/2002	Burt	52/287.1
D464,153	S *	10/2002	Krieger	D25/136
7,453,047	B2 *	11/2008	Muehlebach	174/481
D594,563	S *	6/2009	Polston	D25/55
2002/0116890	A1	8/2002	Moore	
2008/0083514	A1	4/2008	Munson	
2011/0197520	A1	8/2011	Preston	

FOREIGN PATENT DOCUMENTS

CA	2 373 770	8/2002
JP	7 042 252	2/1995

OTHER PUBLICATIONS

“Easytrim Reveals—Combo Booklet” as downloaded Feb. 4, 2012 from <http://easytrimreveals.com/PDF/ComboBooklet/EZ-ComboBook-Website-Feb4.pdf>.

* cited by examiner

Primary Examiner — Doris Clark

(74) *Attorney, Agent, or Firm* — Knobbe Martens Olson & Bear, LLP


(57) **CLAIM**

The ornamental design for the wall trim, as shown and described.

DESCRIPTION

FIG. 1 is a front perspective view of the wall trim.
FIG. 2 is a rear perspective view of the wall trim in FIG. 1.
FIG. 3 is a front view of the wall trim in FIG. 1.
FIG. 4 is a rear view of the wall trim in FIG. 1.
FIG. 5 is a left side view of the wall trim in FIG. 1. The right side view is a mirror image of the left side view; and,
FIG. 6 is a top view of the wall trim in FIG. 1. The bottom view is a mirror image of the top view.

1 Claim, 5 Drawing Sheets



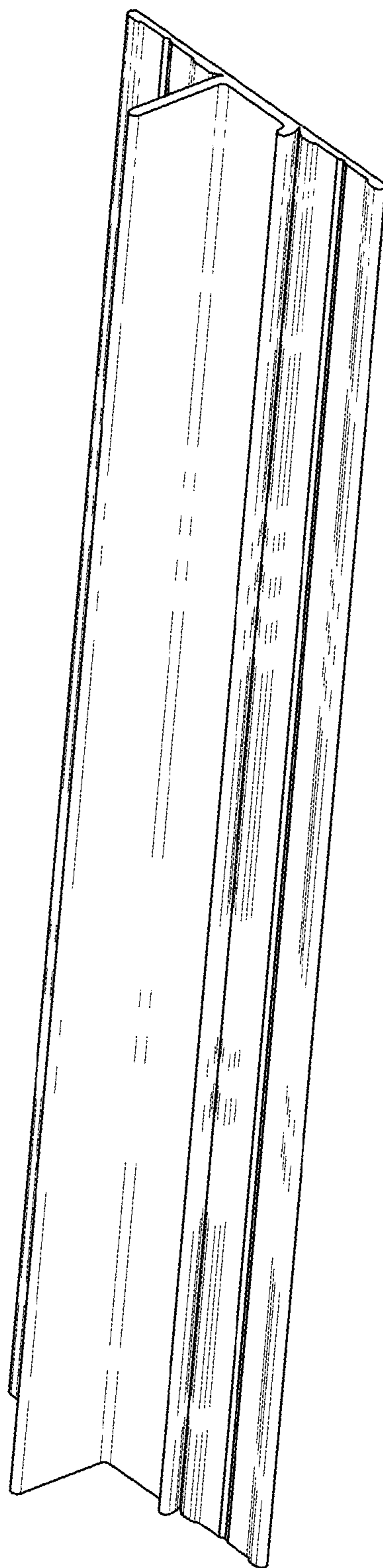


FIG. 1

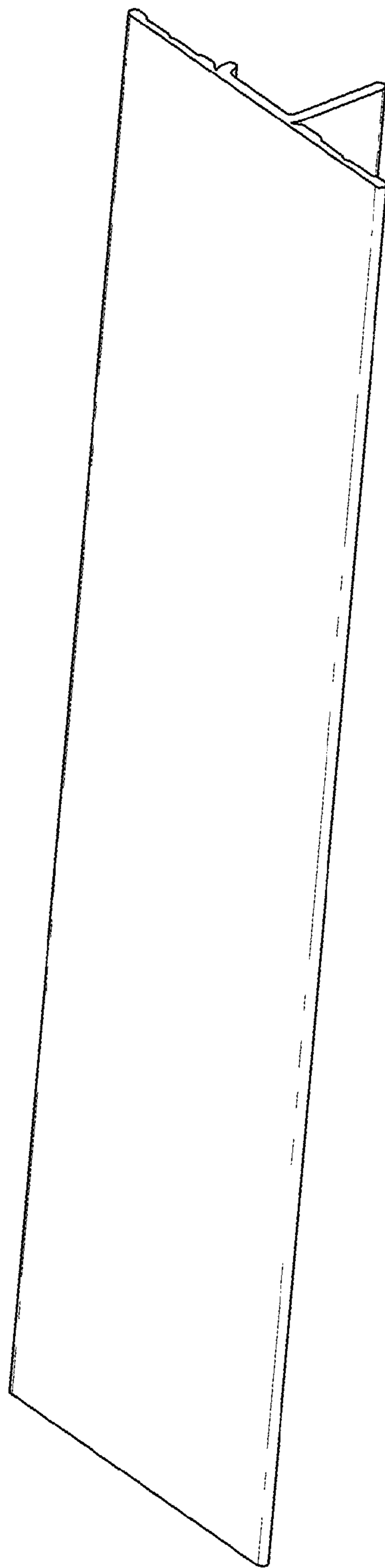


FIG. 2




FIG. 3

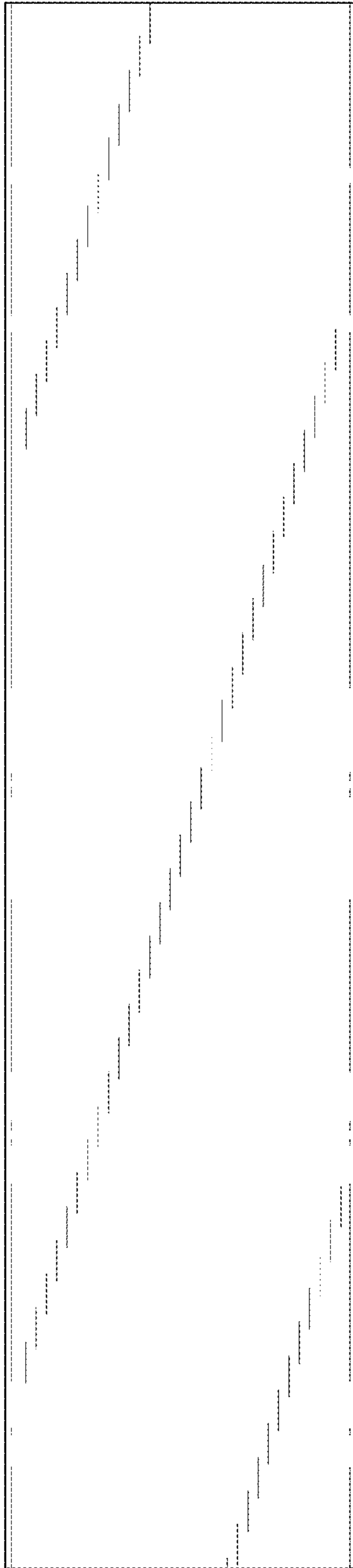


FIG. 4




FIG. 5

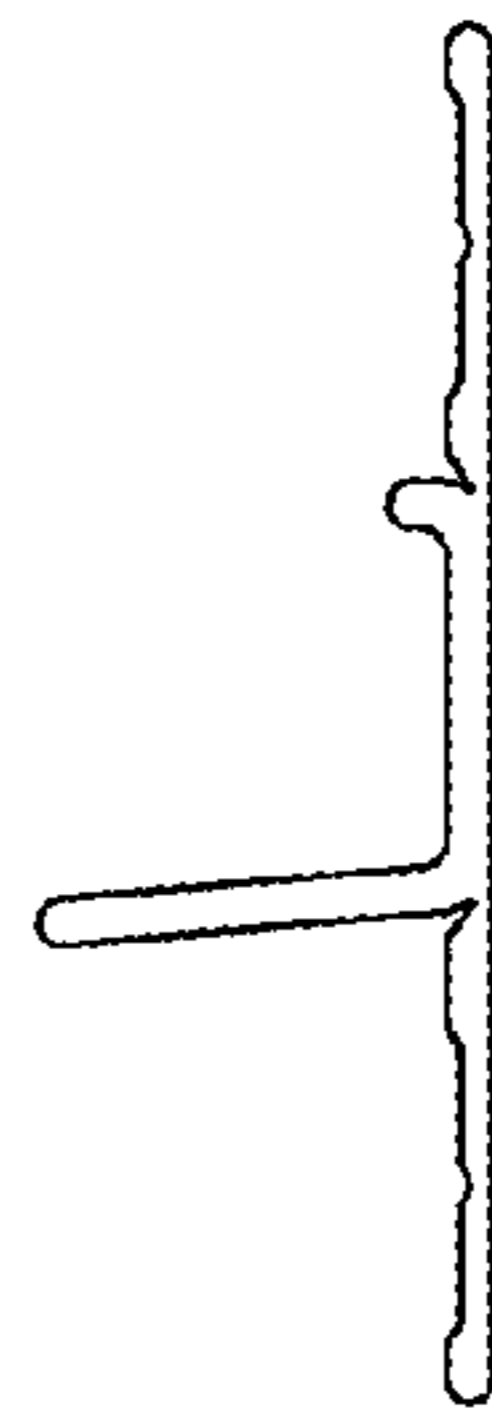


FIG. 6