



US00D680189S

(12) **United States Design Patent**  
**Olguin**

(10) **Patent No.:** **US D680,189 S**  
(45) **Date of Patent:** **\*\* Apr. 16, 2013**

- (54) **SOFT FISH TRAP LURE WITH CYLINDER TAIL DESIGN**
- (75) Inventor: **Grant Olguin**, Danville, CA (US)
- (73) Assignee: **Black Dog Bait Co.**, Danville, CA (US)
- (\*\*) Term: **14 Years**
- (21) Appl. No.: **29/419,497**
- (22) Filed: **Apr. 27, 2012**
- (51) **LOC (9) Cl.** ..... **22-05**
- (52) **U.S. Cl.**  
USPC ..... **D22/131**
- (58) **Field of Classification Search** ..... D22/126-133;  
43/42.28, 42.35, 42.45, 42.39, 42.47, 42.46,  
43/42.48  
See application file for complete search history.

(56) **References Cited**

U.S. PATENT DOCUMENTS

2,583,616	A *	1/1952	Waddell	.....	43/42.48
D228,392	S *	9/1973	Maxwell	.....	D22/131
D270,176	S *	8/1983	Williams, Jr.	.....	D22/133
D299,263	S *	1/1989	James	.....	D22/133
D350,382	S *	9/1994	Mann	.....	D22/133
D470,564	S *	2/2003	Schlueter	.....	D22/131
D522,607	S *	6/2006	King	.....	D22/133
D561,867	S *	2/2008	Anderson	.....	D22/133

\* cited by examiner

*Primary Examiner* — Catheri Oliver-Garcia

(74) *Attorney, Agent, or Firm* — Richard T. Ogawa; Ogawa P.C.

(57) **CLAIM**


The ornamental design for soft fish trap lure with cylinder tail design, as shown and described.

**DESCRIPTION**

FIG. 1 is a perspective view of a soft fishing lure showing an embodiment of my new design;  
 FIG. 2 is a right side view of the soft fishing lure shown in FIG. 1;  
 FIG. 3 is a left side view of the soft fishing lure shown in FIG. 1;  
 FIG. 4 is a top view of the soft fishing lure shown in FIG. 1;  
 FIG. 5 is a bottom view of the soft fishing lure shown in FIG. 1;  
 FIG. 6 is rear view of the soft fishing lure shown in FIG. 1;  
 FIG. 7 is a front view of the soft fishing lure shown in FIG. 1;  
 FIG. 8 is a perspective view of a soft fishing lure showing another embodiment of my new design;  
 FIG. 9 is a right side view of the soft fishing lure shown in FIG. 8;  
 FIG. 10 is a left side view of the soft fishing lure shown in FIG. 8;  
 FIG. 11 is a top view of the soft fishing lure shown in FIG. 8;  
 FIG. 12 is a bottom view of the soft fishing lure shown in FIG. 8;  
 FIG. 13 is rear view of the soft fishing lure shown in FIG. 8;  
 and,  
 FIG. 14 is a front view of the soft fishing lure shown in FIG. 8.

The broken lines are for environmental purposes only and do not form a part of the claimed design.

**1 Claim, 12 Drawing Sheets**






FIG. 1

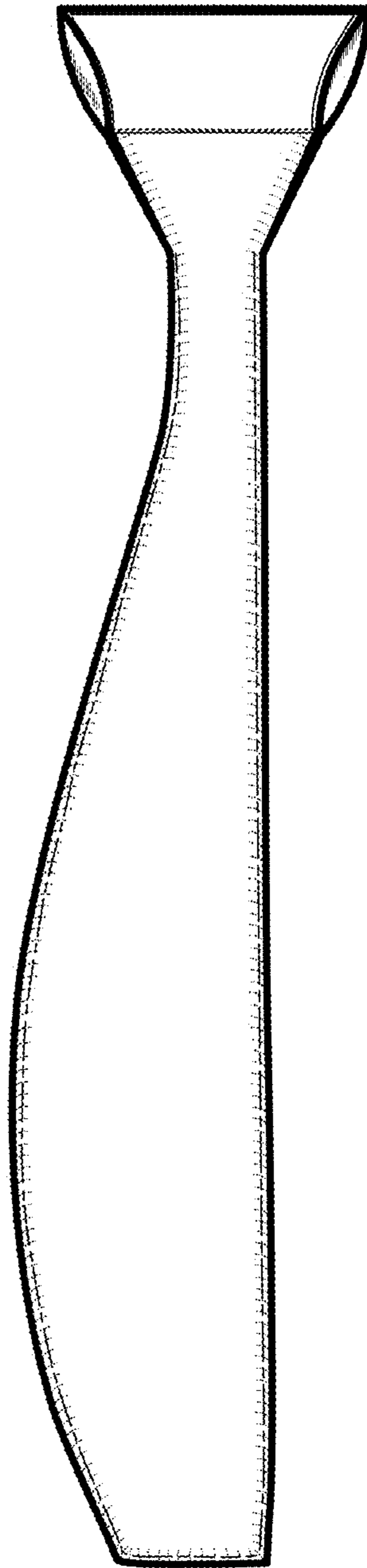


FIG. 2

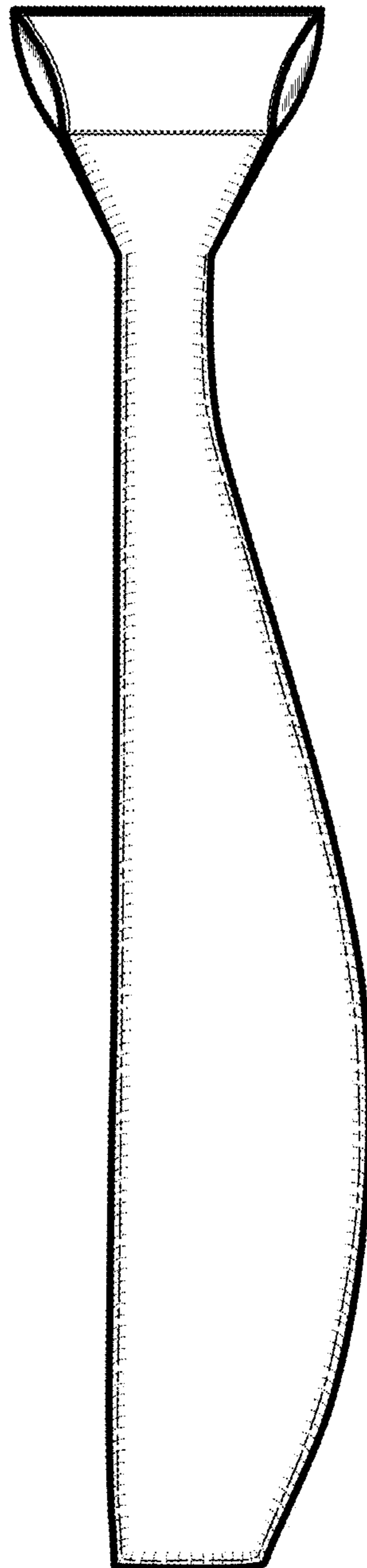


FIG. 3

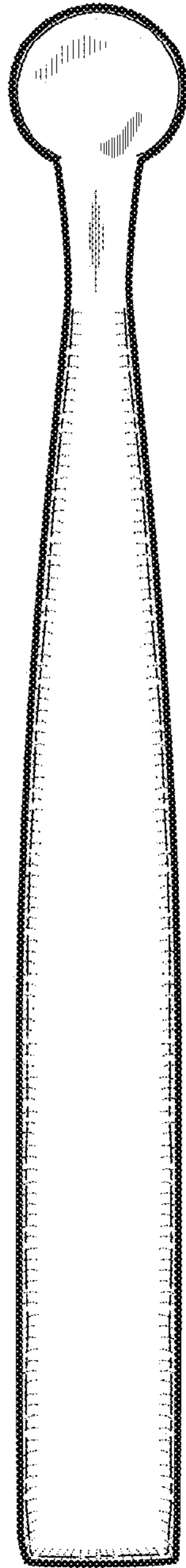


FIG. 4




FIG. 5




FIG. 6

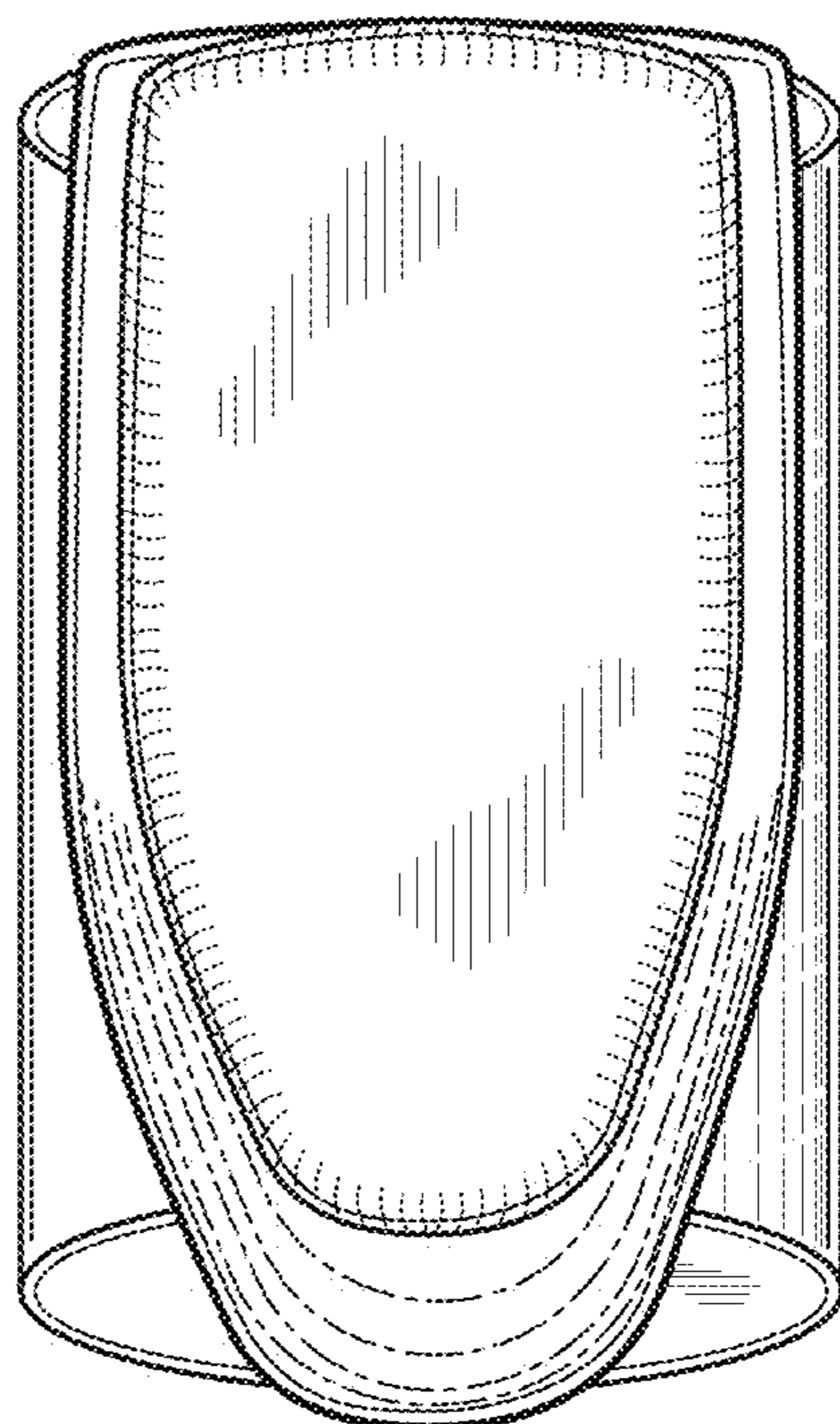


FIG. 7




FIG. 8



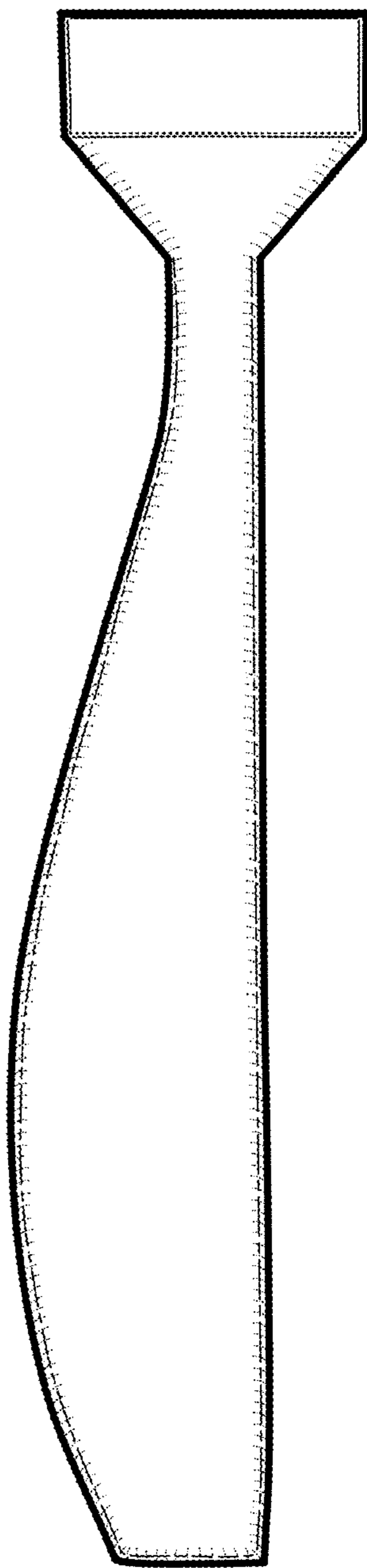


FIG. 9

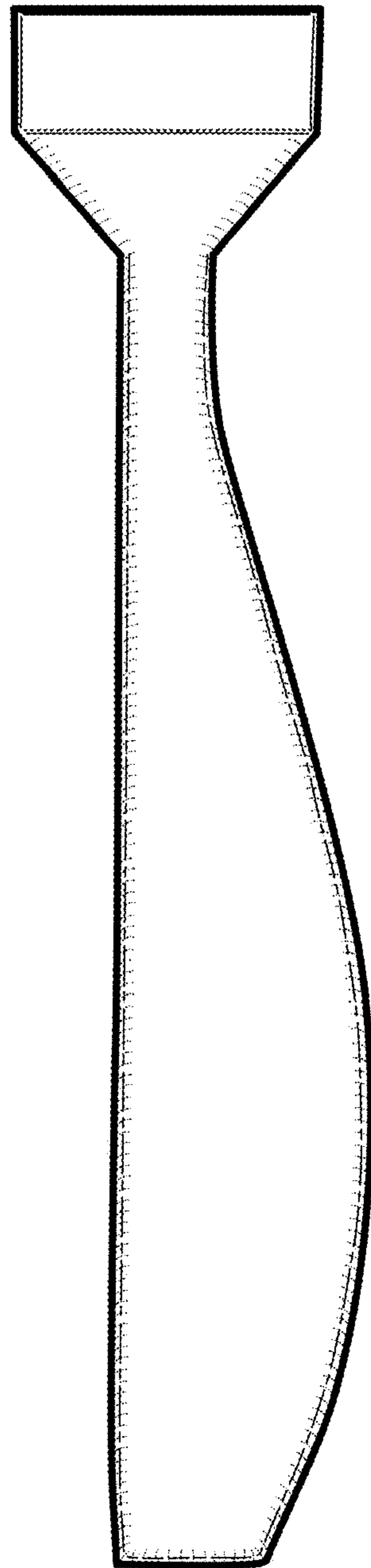


FIG. 10

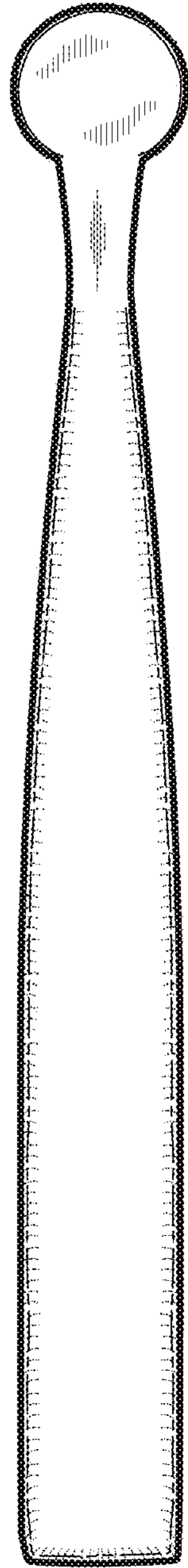


FIG. 11




FIG. 12




FIG. 13

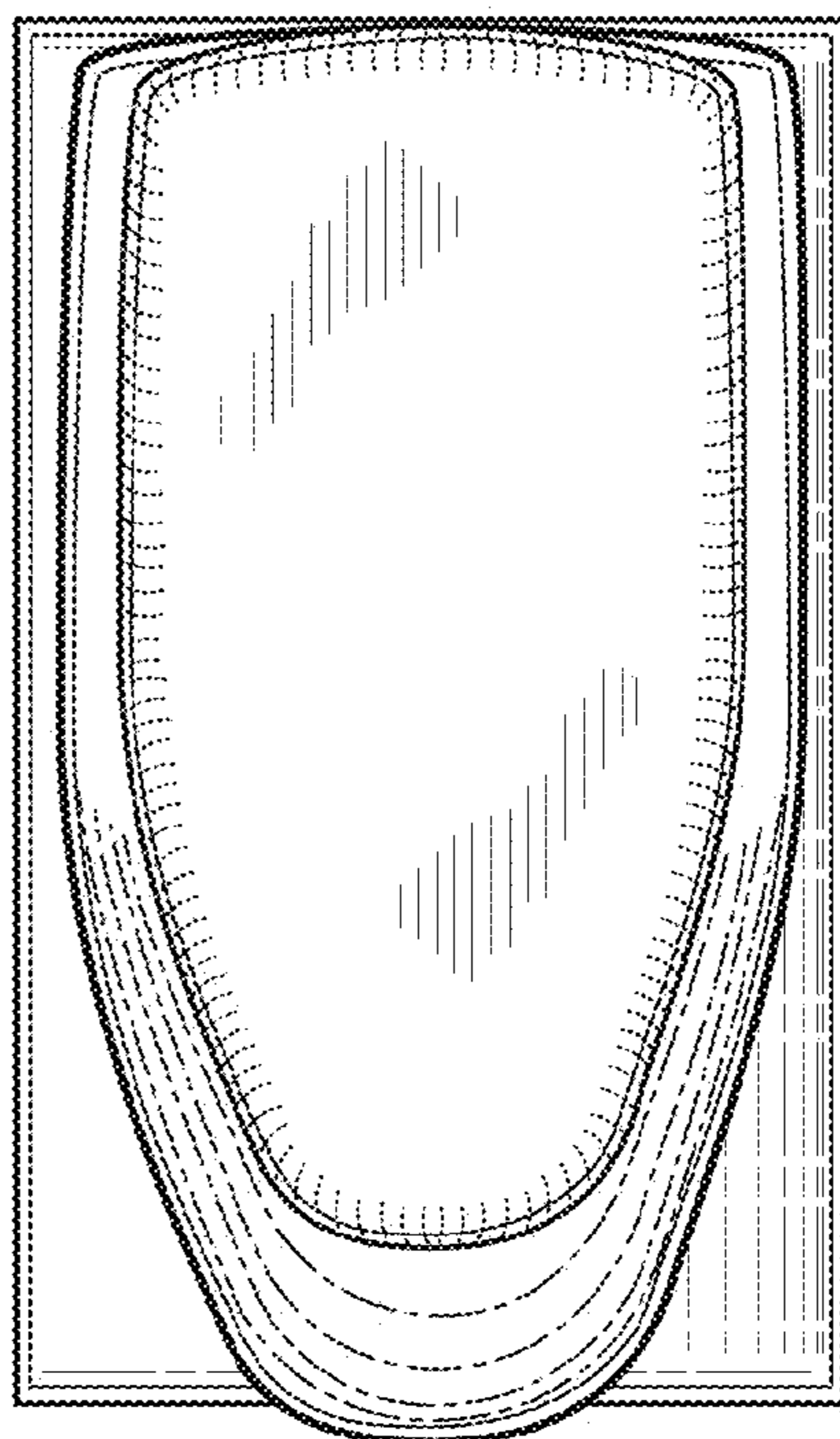


FIG. 14