



US00D680182S

(12) **United States Design Patent**  
**Holliday**

(10) **Patent No.:** **US D680,182 S**

(45) **Date of Patent:** **\*\* Apr. 16, 2013**

(54) **FIN FOR A WATERCRAFT**

D315,772 S \* 3/1991 St. John ..... D21/778  
D528,166 S \* 9/2006 Wright ..... D21/769  
D631,927 S \* 2/2011 Potter ..... D21/778

(76) Inventor: **Paul David Holliday**, Narrabeen (AU)

\* cited by examiner

(\*\*) Term: **14 Years**

*Primary Examiner* — Zenia Bennett

(21) Appl. No.: **29/418,103**

(74) *Attorney, Agent, or Firm* — Andrew F. Young, Esq.;  
Lackebach Siegel, LLP

(22) Filed: **Apr. 12, 2012**

(30) **Foreign Application Priority Data**

(57) **CLAIM**

The ornamental design for a fin for a watercraft, as shown and described.

Oct. 12, 2011 (AU) ..... 14615/2011

**DESCRIPTION**

(51) **LOC (9) Cl.** ..... **21-02**

(52) **U.S. Cl.**

USPC ..... **D21/778**

(58) **Field of Classification Search** ..... D21/684–685,  
D21/760–761, 765–766, 768–777, 778; 280/601,  
280/609, 637, 11.36; 441/74–75

See application file for complete search history.

FIG. 1 is a top plan view of a fin for a watercraft showing our new design.

FIG. 2 is a left elevation view of FIG. 1.

FIG. 3 is a bottom plan view of FIG. 1.

FIG. 4 is a bottom perspective view of FIG. 1.

FIG. 5 is a top perspective view of FIG. 1.

FIG. 6 is a right elevation view of FIG. 1.

FIG. 7 is rear elevation view of FIG. 1; and,

FIG. 8 is a front elevation view of FIG. 1.

The broken lines in the drawings are for illustrative purposes only and form no part of the claimed design.

(56) **References Cited**

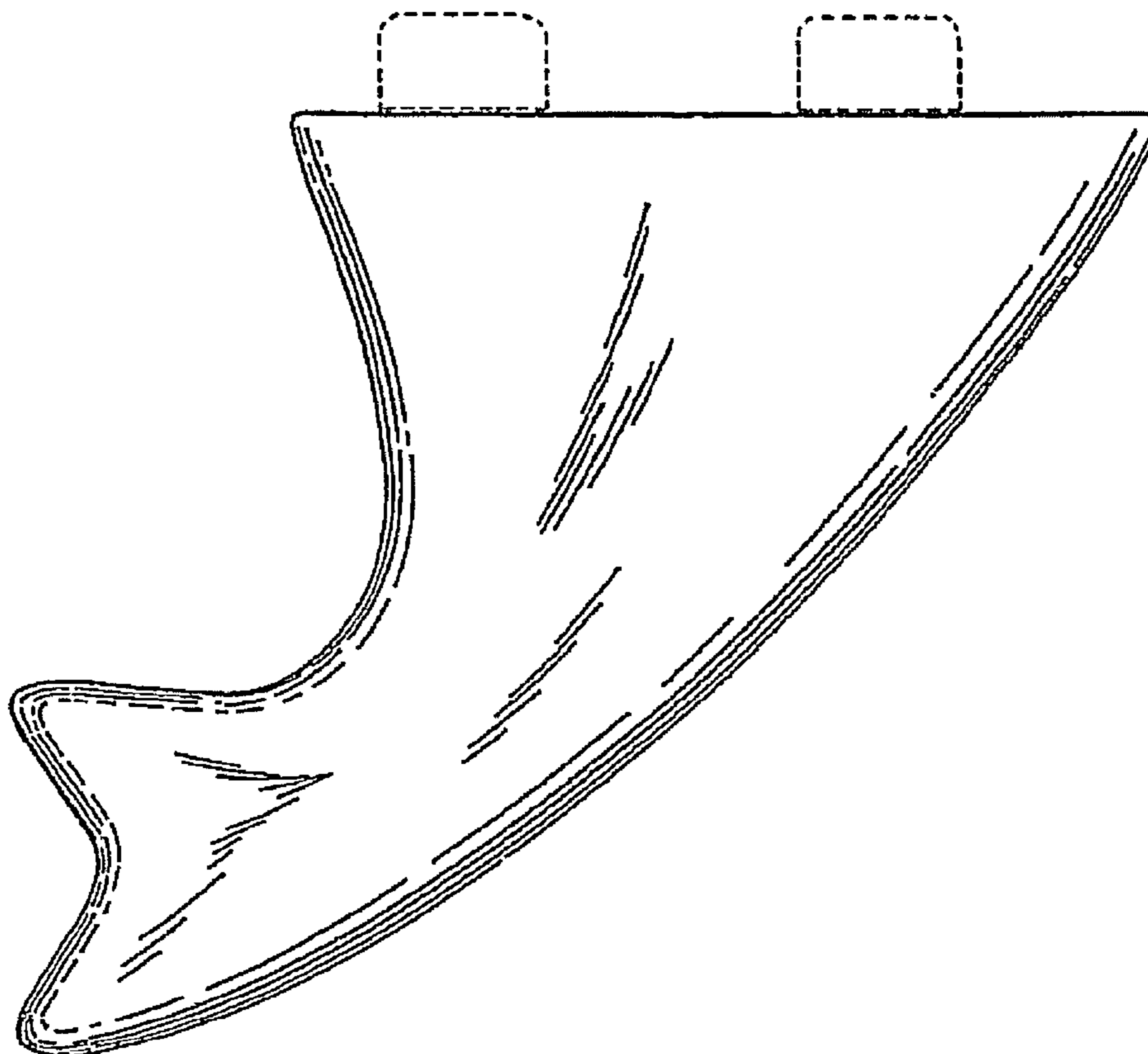
**U.S. PATENT DOCUMENTS**

D257,786 S \* 1/1981 Vann ..... D21/778

D261,916 S \* 11/1981 Knox ..... D21/778

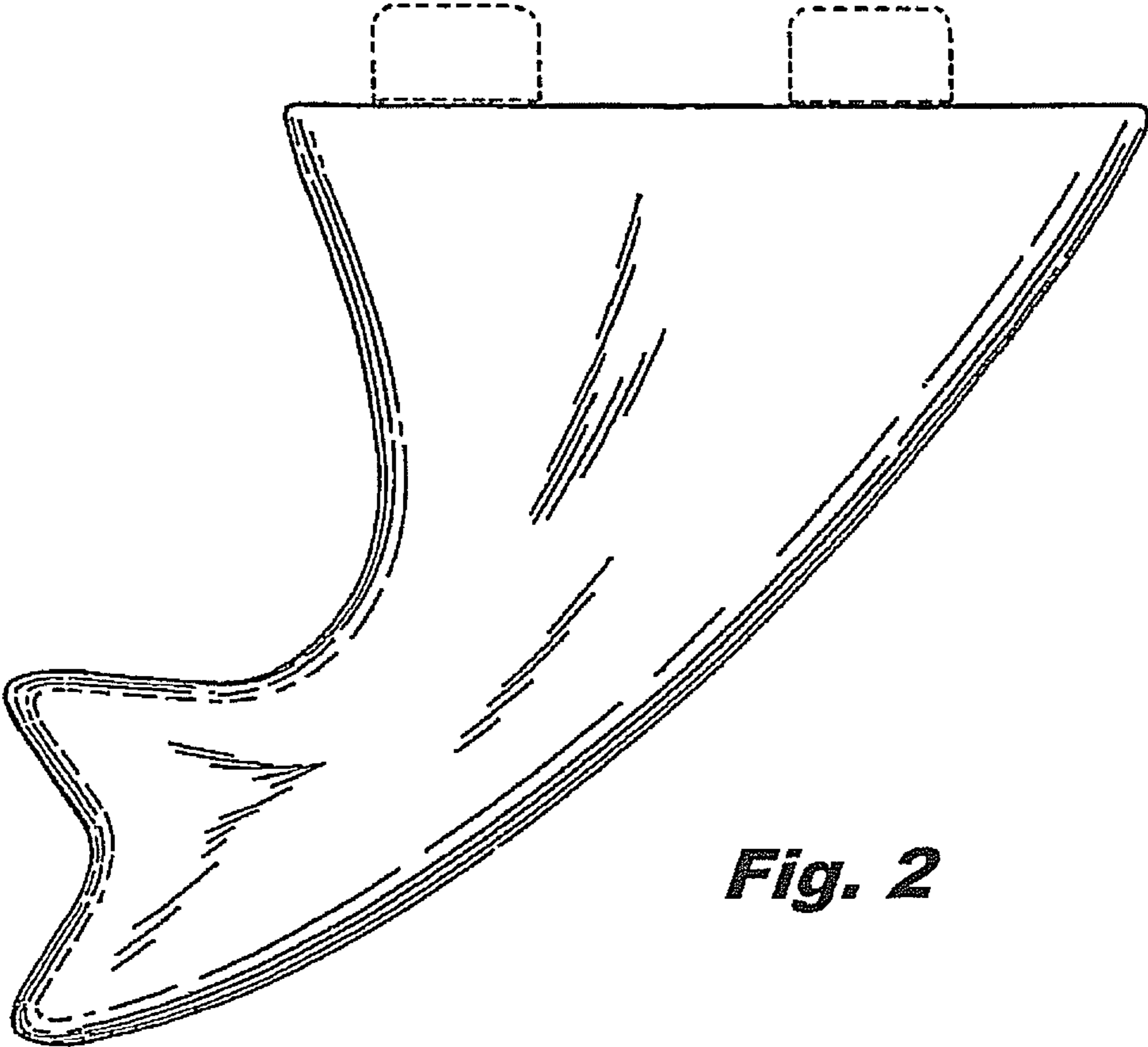
D267,666 S \* 1/1983 Vann ..... D21/778

**1 Claim, 4 Drawing Sheets**





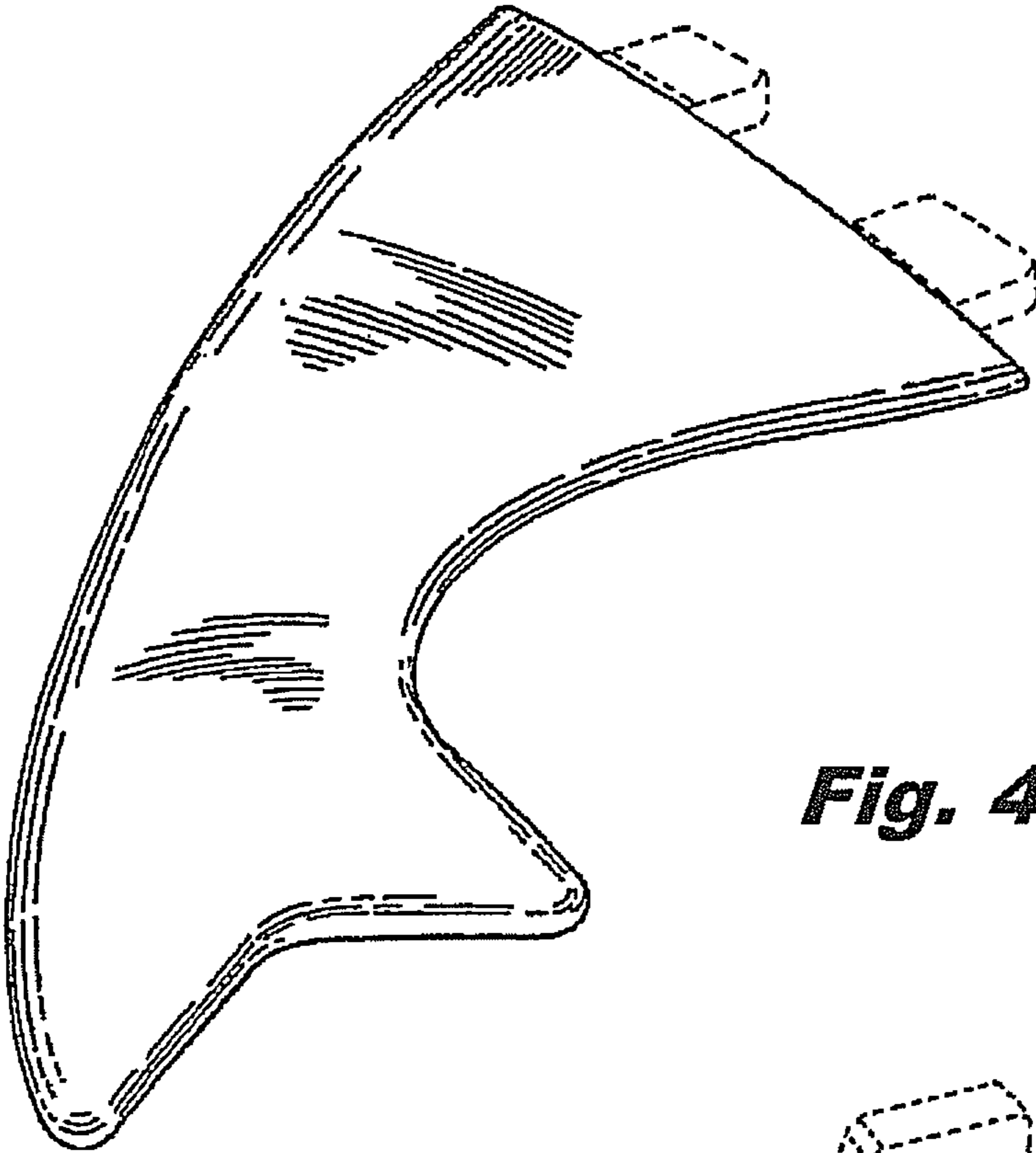
**Fig. 1**



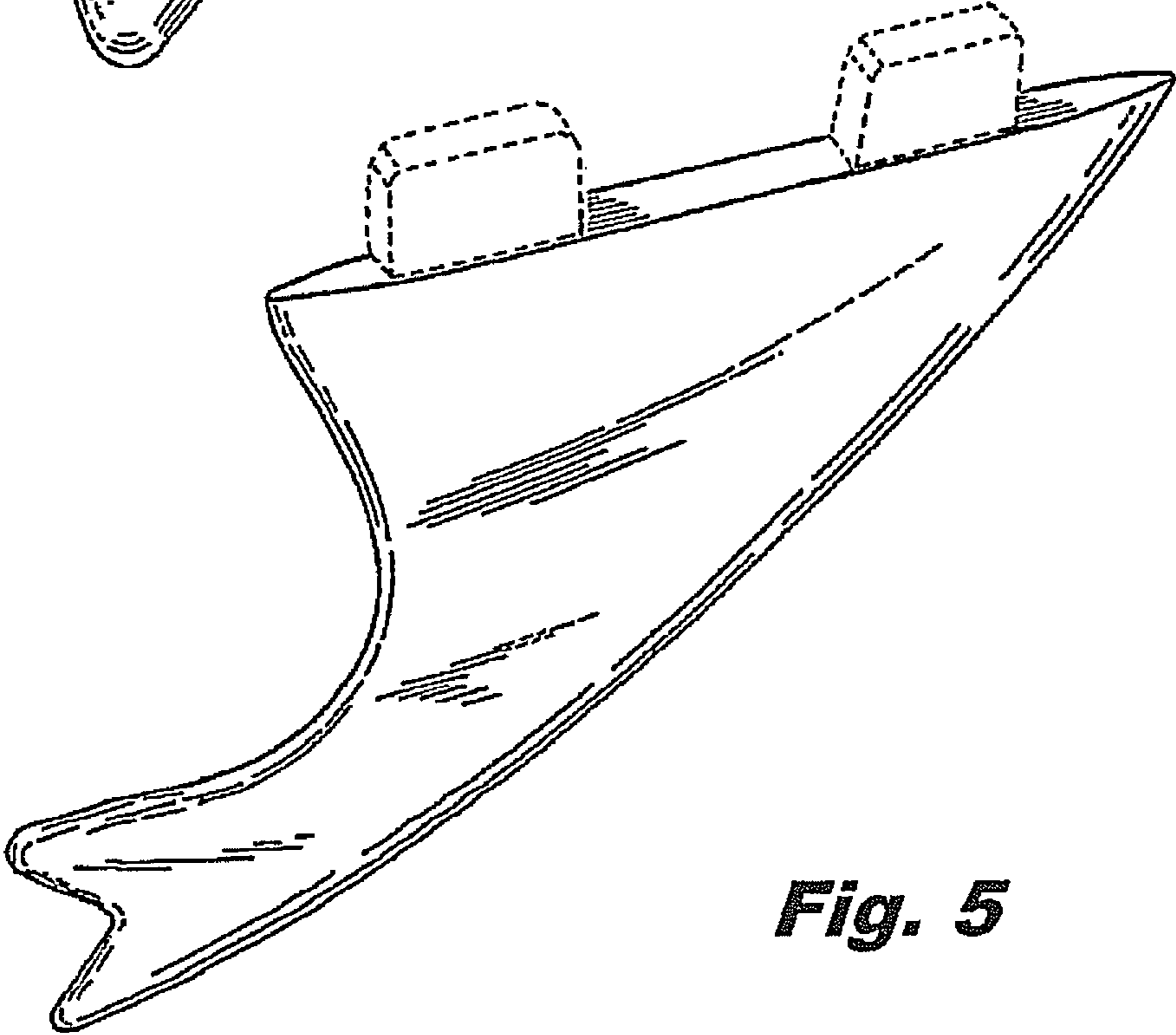
**Fig. 2**



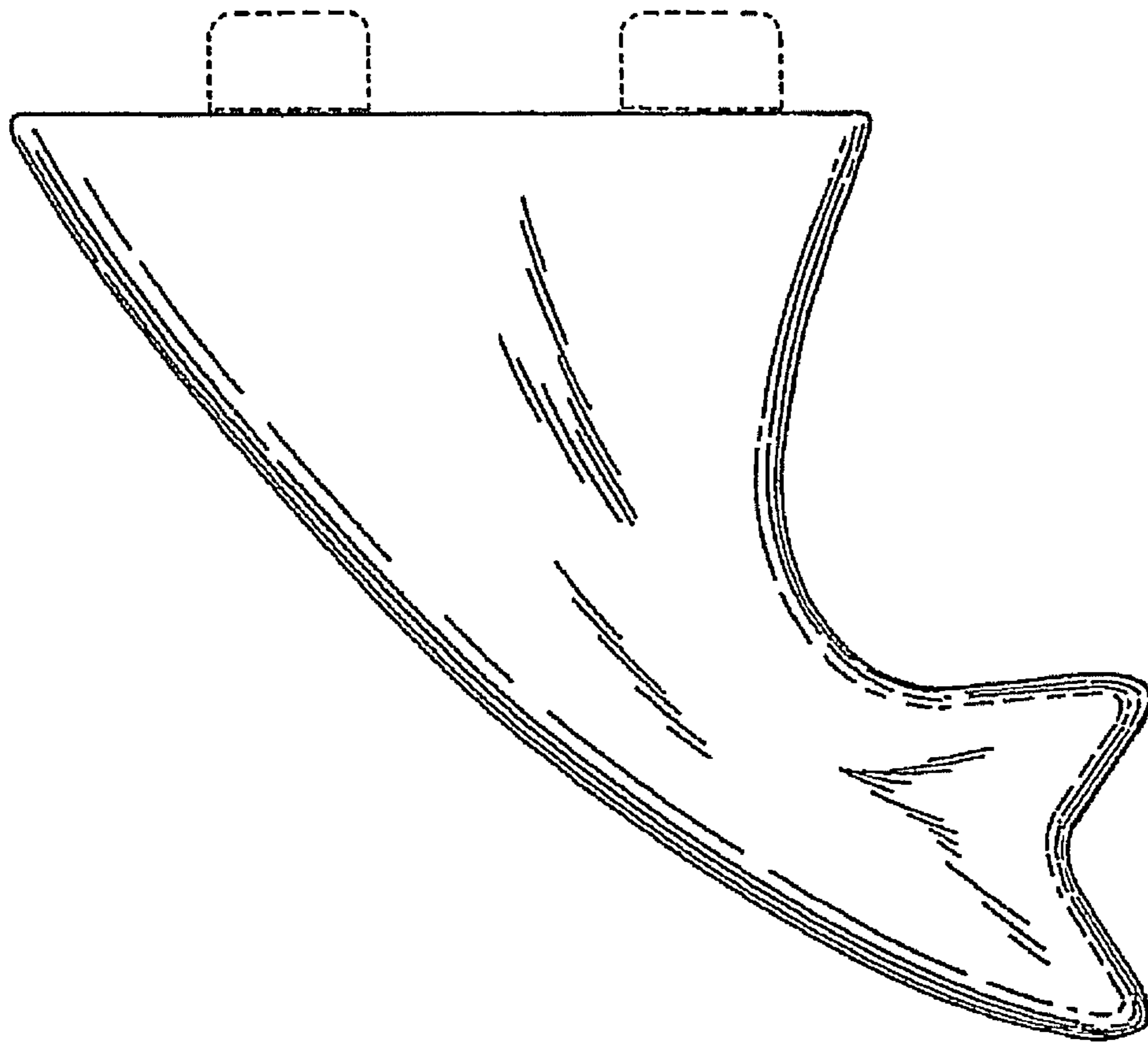
**Fig. 3**



**Fig. 4**



**Fig. 5**



***Fig. 6***



***Fig. 7***



***Fig. 8***