



US00D680172S

(12) **United States Design Patent**
Sanders et al.

(10) **Patent No.:** **US D680,172 S**

(45) **Date of Patent:** **** Apr. 16, 2013**

(54) **ADDRESS DISPLAY DEVICE**

(76) Inventors: **Eddie Sanders**, Chicago, IL (US);
Harold Psalms, Blue Island, IL (US)

(**) Term: **14 Years**

(21) Appl. No.: **29/401,051**

(22) Filed: **Sep. 6, 2011**

(51) **LOC (9) Cl.** **20-03**

(52) **U.S. Cl.**
USPC **D20/17**

(58) **Field of Classification Search** D20/10,
D20/17-19, 29, 39, 41, 42, 99; 40/446, 448,
40/538, 541, 542, 544, 546, 564, 568, 574,
40/576, 577, 584, 585, 588, 591, 600, 611.01,
40/612, 616, 617, 642.02; D6/300; D10/109.1,
D10/109.2; 362/145, 362
See application file for complete search history.

(56) **References Cited**

U.S. PATENT DOCUMENTS

1,808,456	A *	6/1931	Dwyer et al.	40/564
3,978,599	A *	9/1976	Berger	40/542
4,272,901	A *	6/1981	Matthews	40/574
4,488,368	A *	12/1984	Coleman	40/564
4,611,265	A *	9/1986	Davis	362/145
D355,220	S *	2/1995	Russo et al.	D20/17

5,709,045	A *	1/1998	Thelen	40/544
6,557,283	B1 *	5/2003	Canfield	40/564
D476,039	S *	6/2003	Forman	D20/17
D588,201	S *	3/2009	Kohagen et al.	D20/42
D631,514	S *	1/2011	Baker	D20/17

* cited by examiner

Primary Examiner — Mary Ann Calabrese

(74) *Attorney, Agent, or Firm* — Clifford Kraft

(57) **CLAIM**

The ornamental design for an address display device, as shown and described.

DESCRIPTION

FIG. 1 is a perspective view of the top and sides of the claimed invention.

FIG. 2 is an front view thereof.

FIG. 3 is a top or bottom view thereof.

FIG. 4 is a left or right side view thereof; and,

FIG. 5 is a back view thereof.

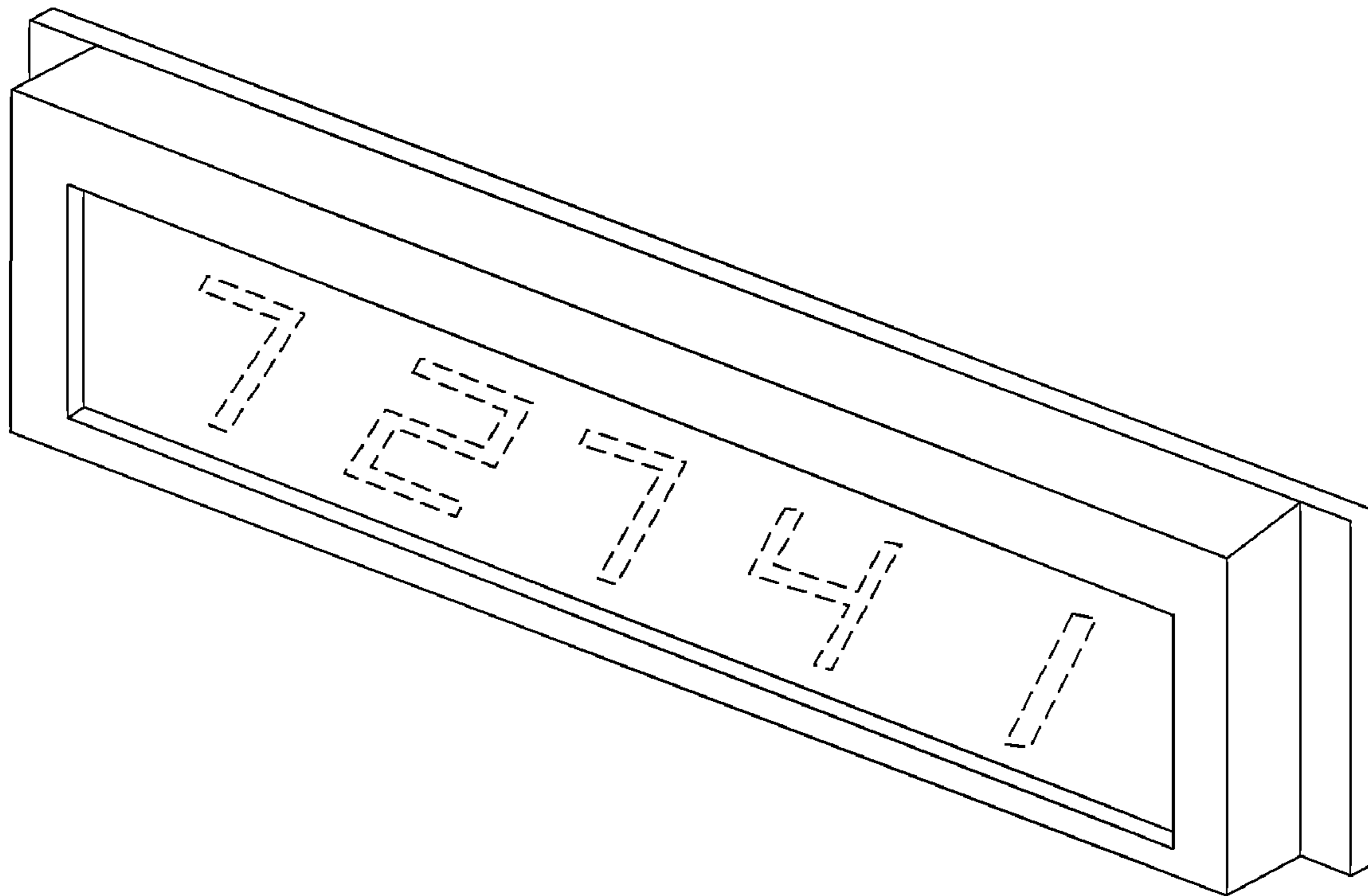
Broken lines indicate boundaries of regions that form no part of the claimed design.

The back surface of the article forms no part of the claimed design.

The left and right views are mirror images.

The top and bottom views are mirror images.

1 Claim, 5 Drawing Sheets



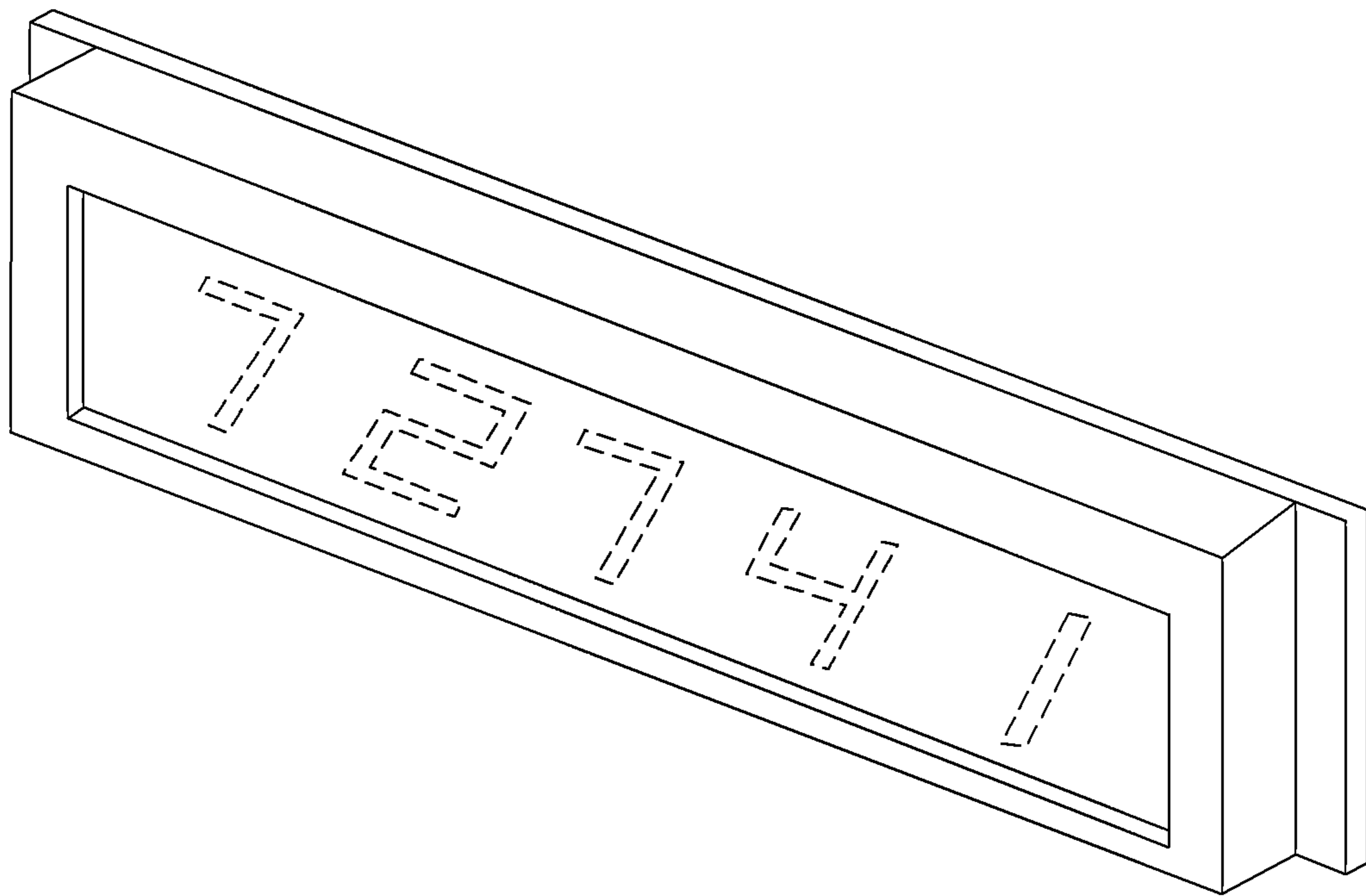


FIG. 1




FIG. 2




FIG. 3




FIG. 4



FIG. 5