



US00D680171S

(12) **United States Design Patent**
Stravitz

(10) **Patent No.:** **US D680,171 S**

(45) **Date of Patent:** **** Apr. 16, 2013**

- (54) **THREE TIER ORGANIZER**
- (71) Applicant: **David M. Stravitz**, New York, NY (US)
- (72) Inventor: **David M. Stravitz**, New York, NY (US)
- (73) Assignee: **Block and Company**, Wheeling, IL (US)
- (**) Term: **14 Years**
- (21) Appl. No.: **29/438,263**
- (22) Filed: **Nov. 28, 2012**
- (51) **LOC (9) Cl.** **19-02**
- (52) **U.S. Cl.**
USPC **D19/90**
- (58) **Field of Classification Search** D3/304,
D3/314; D6/512; D9/414, 425, 432; D19/75,
D19/77-86, 90-92; 206/215, 425, 449, 555
See application file for complete search history.

- D601,837 S * 10/2009 Evans D6/553
- D631,511 S 1/2011 Stravitz
- D631,512 S 1/2011 Stravitz
- D645,089 S * 9/2011 Tsai D19/90
- D645,904 S * 9/2011 Tsai D19/90
- D655,346 S * 3/2012 Tsai D19/90

OTHER PUBLICATIONS

Print out from <http://www.target.com/p/three-tier-teal-file-folder/-/A-13361624>.

* cited by examiner

Primary Examiner — Elizabeth A Albert

(74) *Attorney, Agent, or Firm* — Holtz, Holtz, Goodman & Chick, P.C.

(57) **CLAIM**

The ornamental design for a three tier organizer, as shown and described.

DESCRIPTION

FIG. 1 is a top, front, left side perspective view of a three tier organizer showing my new design;
 FIG. 2 is a top, rear, right side perspective view thereof;
 FIG. 3 is a left side, rear, bottom perspective view thereof;
 FIG. 4 is a front elevational view thereof;
 FIG. 5 is a rear elevational view thereof;
 FIG. 6 is a left side elevational view thereof;
 FIG. 7 is a right side elevational view thereof;
 FIG. 8 is a top plan view thereof;
 FIG. 9 is a bottom plan view thereof; and,
 FIG. 10 is a cross-sectional view thereof taken on line 10-10 of FIG. 4.

The broken line portions of the drawings are for illustrative purposes only, and form no part of the claimed design.

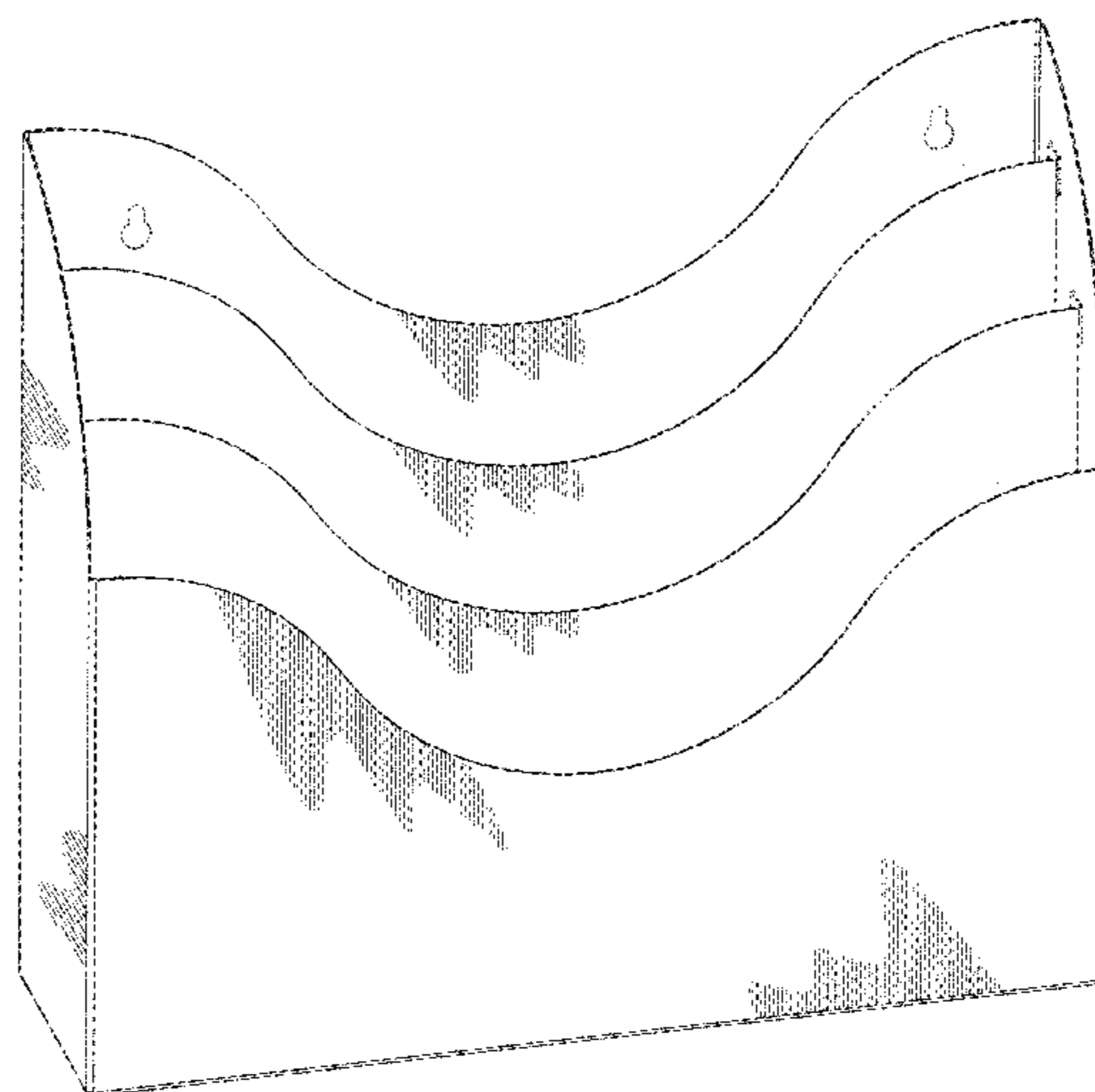
The broken lines in the drawings of the three tier organizer are shown for the purpose of including portions that form no part of the claimed design.

1 Claim, 8 Drawing Sheets

(56) **References Cited**

U.S. PATENT DOCUMENTS

- 2,177,157 A * 10/1939 Smith 211/55
- D149,740 S * 5/1948 Crain D6/473
- D411,399 S 6/1999 Stravitz
- D413,749 S 9/1999 Stravitz
- D443,436 S * 6/2001 Harada et al. D6/407
- D451,744 S 12/2001 Stravitz
- D452,976 S * 1/2002 Carpenter D19/90
- D453,275 S * 2/2002 Stravitz D6/570
- D459,398 S * 6/2002 Stravitz D19/90
- D486,185 S * 2/2004 Sheldon et al. D19/90
- D494,625 S * 8/2004 Stravitz D19/90
- D495,007 S 8/2004 Stravitz
- D497,391 S 10/2004 Stravitz
- D498,264 S * 11/2004 Chen et al. D19/90
- D504,468 S * 4/2005 Chen et al. D19/90
- D504,469 S * 4/2005 Chen et al. D19/90
- 6,938,765 B2 * 9/2005 Awad 206/354
- 7,104,408 B2 * 9/2006 Stravitz 211/11
- D555,736 S * 11/2007 Decarlo et al. D19/90



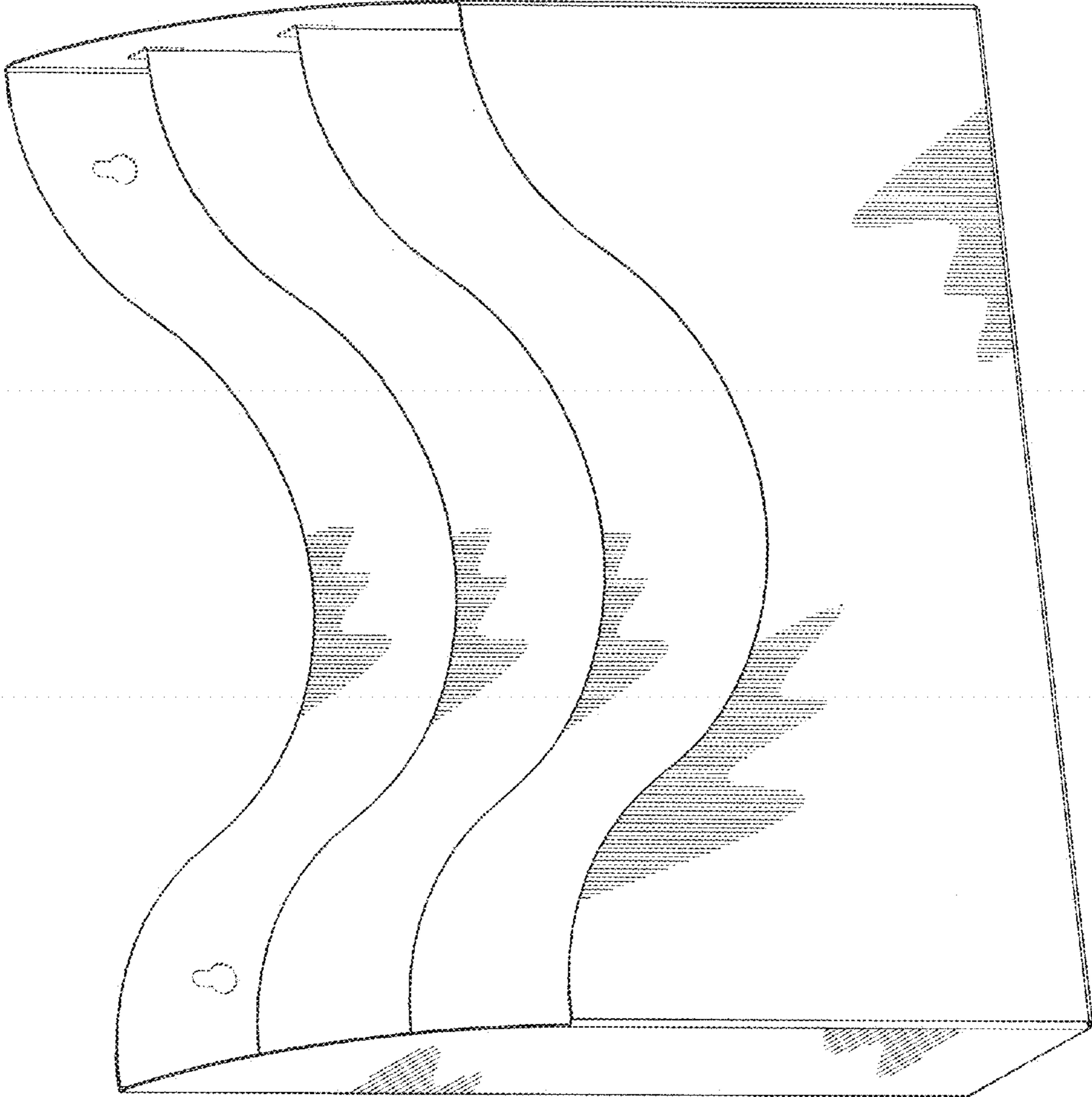


FIG. 1

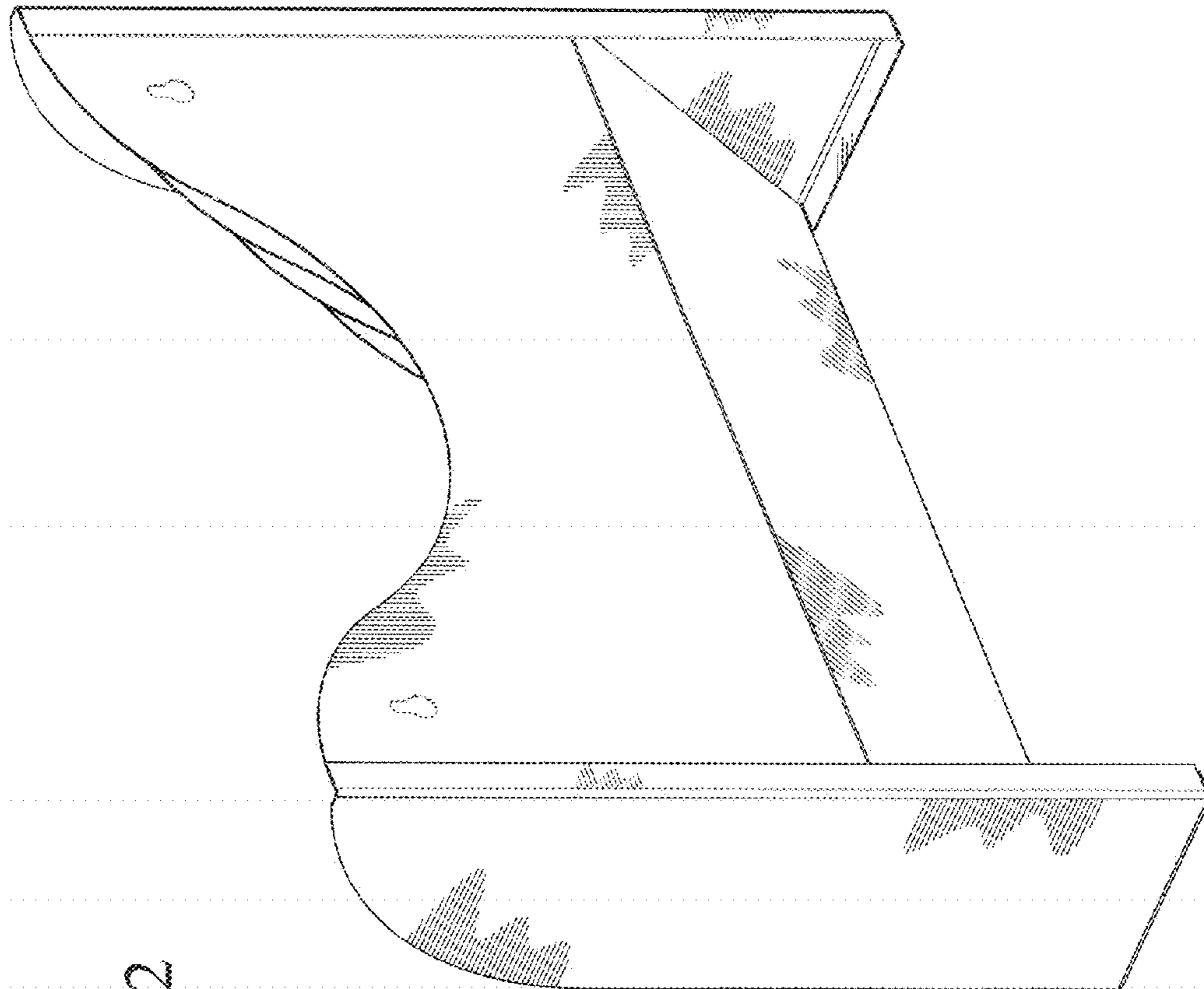


FIG. 2

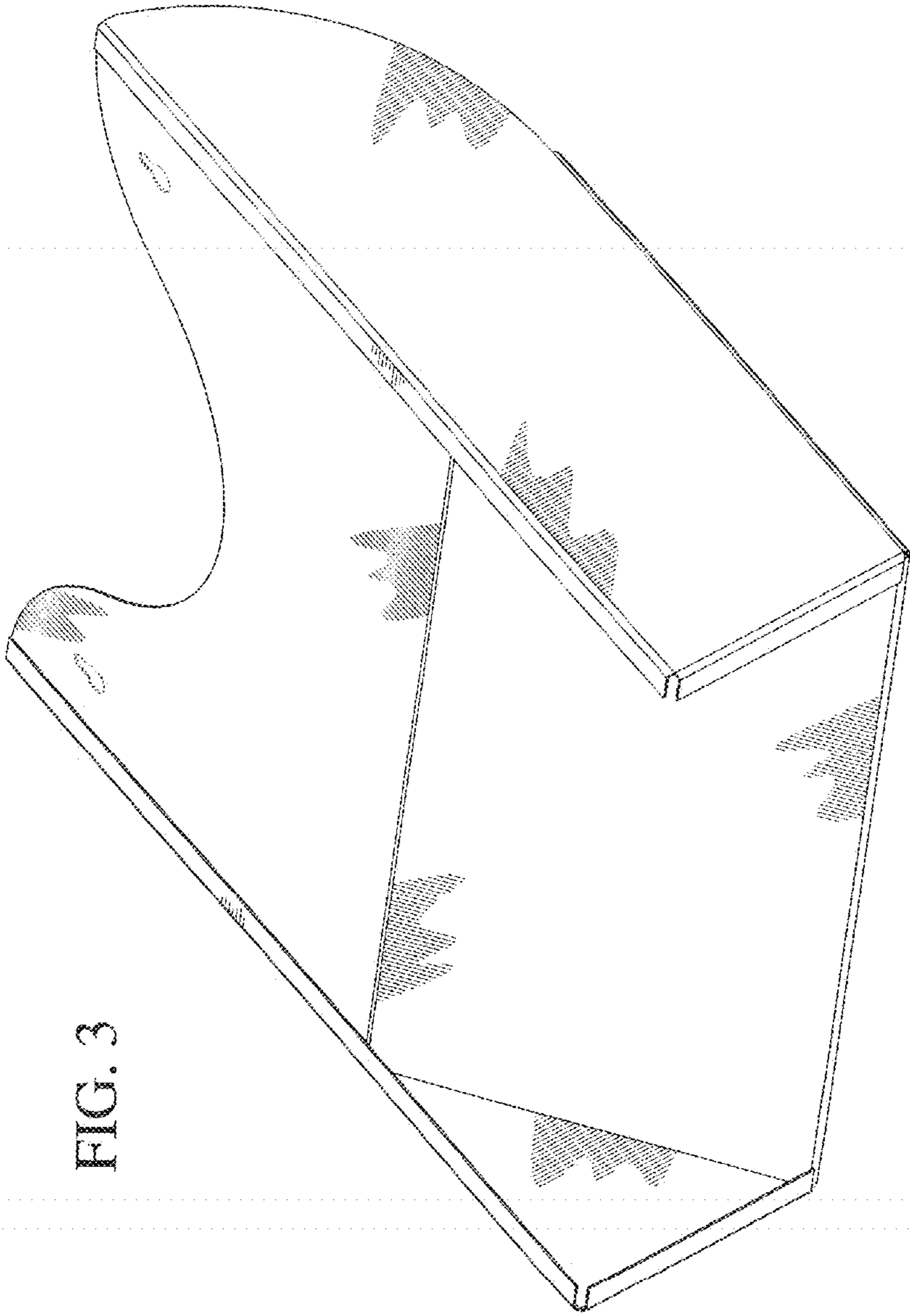


FIG. 3

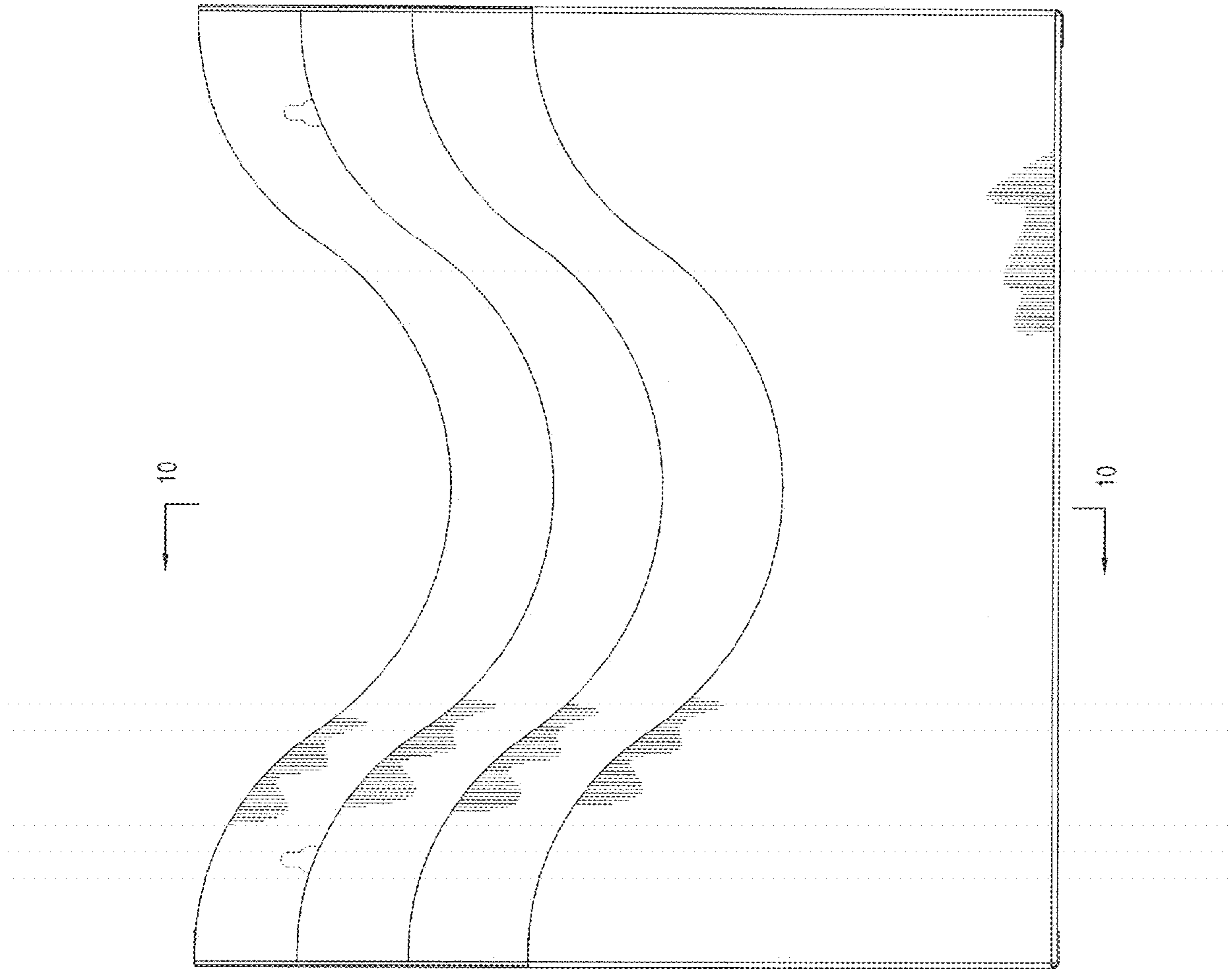


FIG. 4




FIG. 5

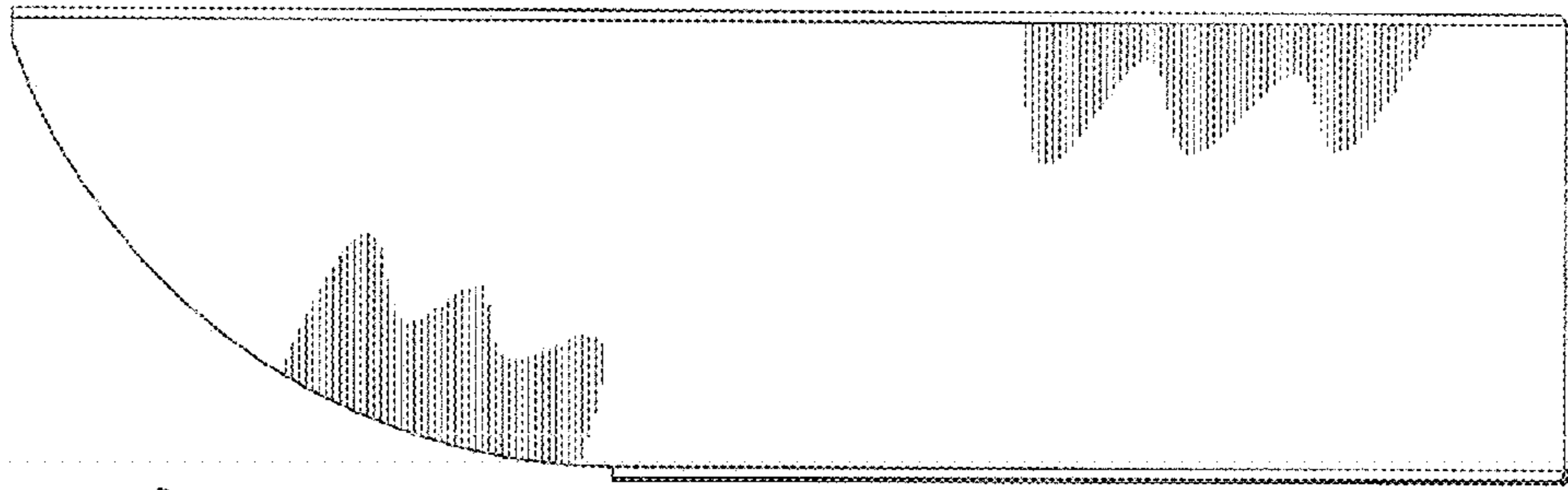


FIG. 7

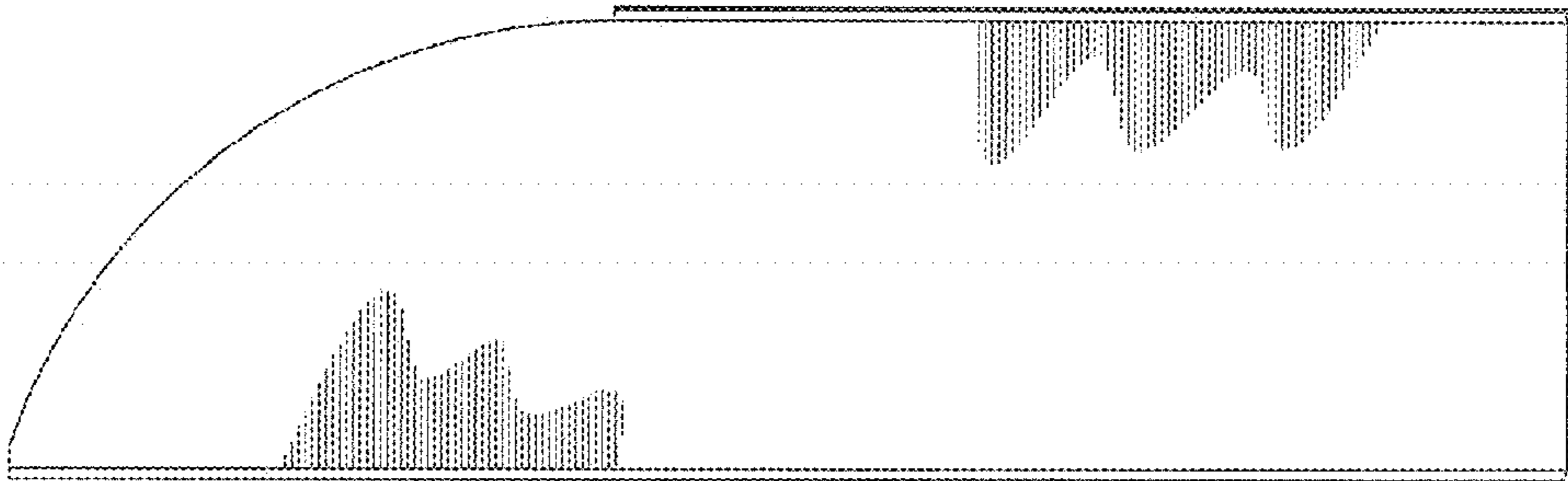


FIG. 6




FIG. 8




FIG. 9

FIG. 10

