



US00D680077S

(12) **United States Design Patent**  
**Richards et al.**

(10) **Patent No.:** **US D680,077 S**

(45) **Date of Patent:** **\*\* Apr. 16, 2013**

(54) **SINGLE CONNECTOR CABLE**

(56) **References Cited**

(75) Inventors: **Christopher F. Richards**, Fountain Hills, AZ (US); **Bradley M. Strahle**, Crestline, CA (US); **Dany Nikolova Paragouteva**, Glendale, CA (US)

U.S. PATENT DOCUMENTS

D314,551	S	*	2/1991	Brisson	.....	D13/133
D381,629	S	*	7/1997	Goto	.....	D13/147
D416,869	S	*	11/1999	Tsai	.....	D13/153
D425,860	S	*	5/2000	Goto	.....	D13/133
D454,542	S	*	3/2002	Nakashima et al.	.....	D13/146
D548,700	S	*	8/2007	Ledbetter et al.	.....	D13/154
D585,835	S	*	2/2009	Jaqua et al.	.....	D13/154
D600,652	S	*	9/2009	Hong et al.	.....	D13/154
D636,337	S	*	4/2011	Smith et al.	.....	D13/147

(73) Assignee: **Performance Designed Products LLC**, Sherman Oaks, CA (US)

(\*\*) Term: **14 Years**

\* cited by examiner

(21) Appl. No.: **29/402,200**

*Primary Examiner* — Daniel Bui

(22) Filed: **Sep. 21, 2011**

(74) *Attorney, Agent, or Firm* — Sheppard Mullin Richter & Hampton LLP

**Related U.S. Application Data**

(63) Continuation-in-part of application No. 29/399,492, filed on Aug. 15, 2011, and a continuation-in-part of application No. 29/396,416, filed on Jun. 29, 2011, and a continuation-in-part of application No. 29/396,415, filed on Jun. 29, 2011, and a continuation-in-part of application No. 29/396,413, filed on Jun. 29, 2011.

(51) **LOC (9) Cl.** ..... **13-03**

(52) **U.S. Cl.**  
USPC ..... **D13/147**

(58) **Field of Classification Search** ..... D13/133, D13/146, 147, 153, 154, 156, 184, 199; 439/180, 439/207, 210, 246, 278, 374, 376, 445-447, 439/476.1, 527, 529, 533, 623, 892, 894, 439/954

See application file for complete search history.

(57) **CLAIM**

We claim the ornamental design for a single-connector cable, as shown and described.

**DESCRIPTION**

FIG. 1 is a perspective view of a single-connector cable embodying our new design:

FIG. 2 is a front elevation view thereof;

FIG. 3 is a rear elevation view thereof;

FIG. 4 is a side elevation view thereof;

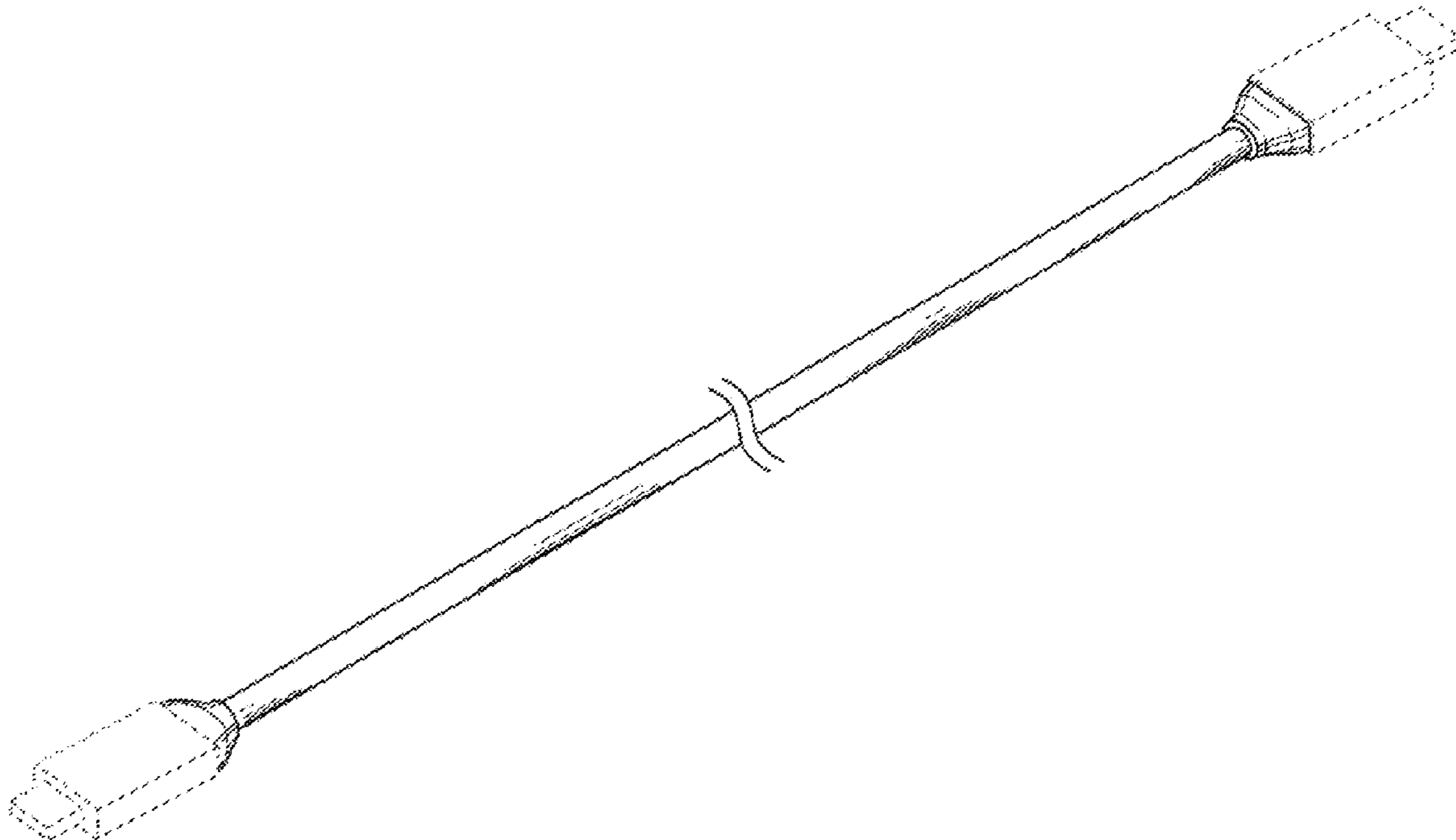
FIG. 5 is another side elevation view thereof;

FIG. 6 is top view thereof; and,

FIG. 7 is bottom view thereof.

The broken line in the figure drawings is included for the purpose of illustrating environment and forms no part of the claimed design.

**1 Claim, 3 Drawing Sheets**



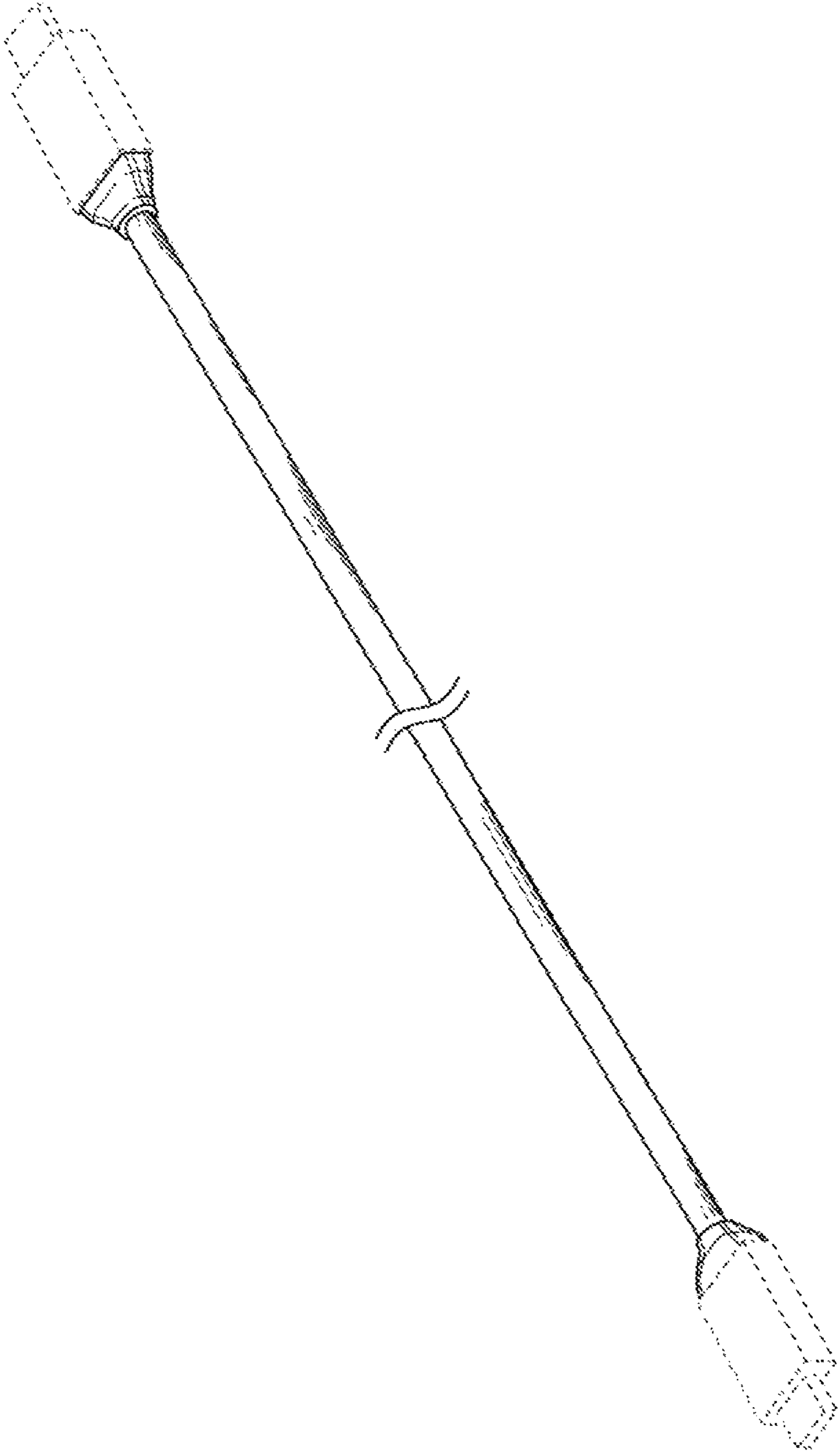


FIG. 1




FIG. 2

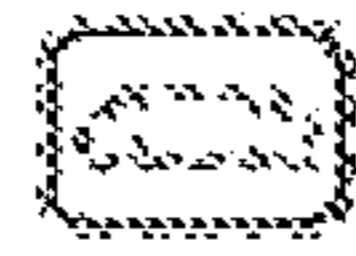


FIG. 3



FIG. 4



FIG. 5

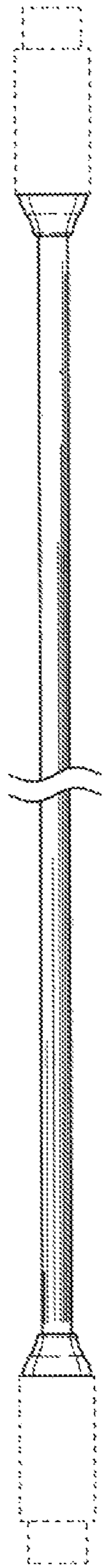


FIG. 6

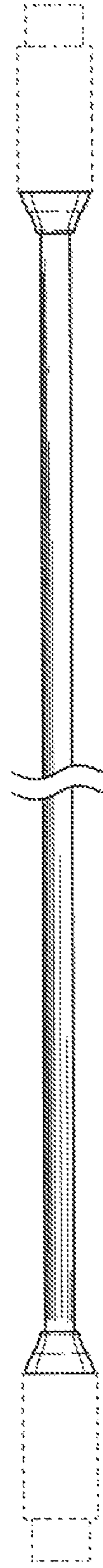


FIG. 7

UNITED STATES PATENT AND TRADEMARK OFFICE  
**CERTIFICATE OF CORRECTION**

PATENT NO. : D680,077 S  
APPLICATION NO. : 29/402200  
DATED : April 16, 2013  
INVENTOR(S) : Christopher F. Richards et al.

Page 1 of 1

It is certified that error appears in the above-identified patent and that said Letters Patent is hereby corrected as shown below:

On the Title Page:

Item (54), the title "SINGLE CONNECTOR CABLE" should read --SINGLE-CONNECTOR  
CABLE--

Signed and Sealed this  
Twenty-eighth Day of May, 2013



Teresa Stanek Rea  
*Acting Director of the United States Patent and Trademark Office*