



US00D680054S

(12) **United States Design Patent**
Richardson

(10) **Patent No.:** **US D680,054 S**

(45) **Date of Patent:** **** Apr. 16, 2013**

- (54) **AVIONICS FLIGHT DISPLAY**
- (75) Inventor: **Deborah L. Richardson**, Cedar Rapids, IA (US)
- (73) Assignee: **Rockwell Collins, Inc.**, Cedar Rapids, IA (US)
- (**) Term: **14 Years**

6,112,141	A *	8/2000	Briffe et al.	701/14
D481,735	S *	11/2003	Marucci et al.	D14/456
7,256,710	B2 *	8/2007	Mumaw et al.	340/973
D567,240	S *	4/2008	Griffin	D14/392
7,363,119	B2 *	4/2008	Griffin et al.	701/3
7,724,240	B2 *	5/2010	Gyde et al.	345/168
D644,225	S *	8/2011	Mayweather	D14/392
2009/0306887	A1 *	12/2009	Clark et al.	701/202
2010/0090868	A1 *	4/2010	Hall	340/971
2010/0262319	A1 *	10/2010	Gunn et al.	701/3
2010/0332054	A1 *	12/2010	Brandao et al.	701/3

- (21) Appl. No.: **29/414,525**
 - (22) Filed: **Feb. 29, 2012**
 - (51) **LOC (9) Cl.** **12-07**
 - (52) **U.S. Cl.**
USPC **D12/345**; D12/192
 - (58) **Field of Classification Search** D12/192,
D12/319, 345, 415; D14/338, 339, 373,
D14/374, 371, 390, 392; D21/430, 442,
D21/447, 448, 449, 450, 451; D18/1, 6,
D18/7, 12.2; 244/1 R, 118.5, 220, 221, 234;
280/1.12; 340/945, 946, 947, 971, 973, 974,
340/975, 980; 701/3, 11, 14, 17, 467; 345/168;
702/121, 122
- See application file for complete search history.

* cited by examiner

Primary Examiner — Janice Seeger

Assistant Examiner — Martie K Holtje

(74) *Attorney, Agent, or Firm* — Donna P. Suchy; Daniel M. Barbieri

(57) **CLAIM**

The ornamental design for an avionics flight display, as shown and described.

DESCRIPTION

FIG. 1 is a right front perspective view of an avionics flight display showing my new design;
 FIG. 2 is a top plan view thereof;
 FIG. 3 is a front elevational view thereof;
 FIG. 4 is a right side elevational view thereof;
 FIG. 5 is a rear elevational view thereof;
 FIG. 6 is a left side elevational view thereof; and,
 FIG. 7 is a bottom plan view thereof.

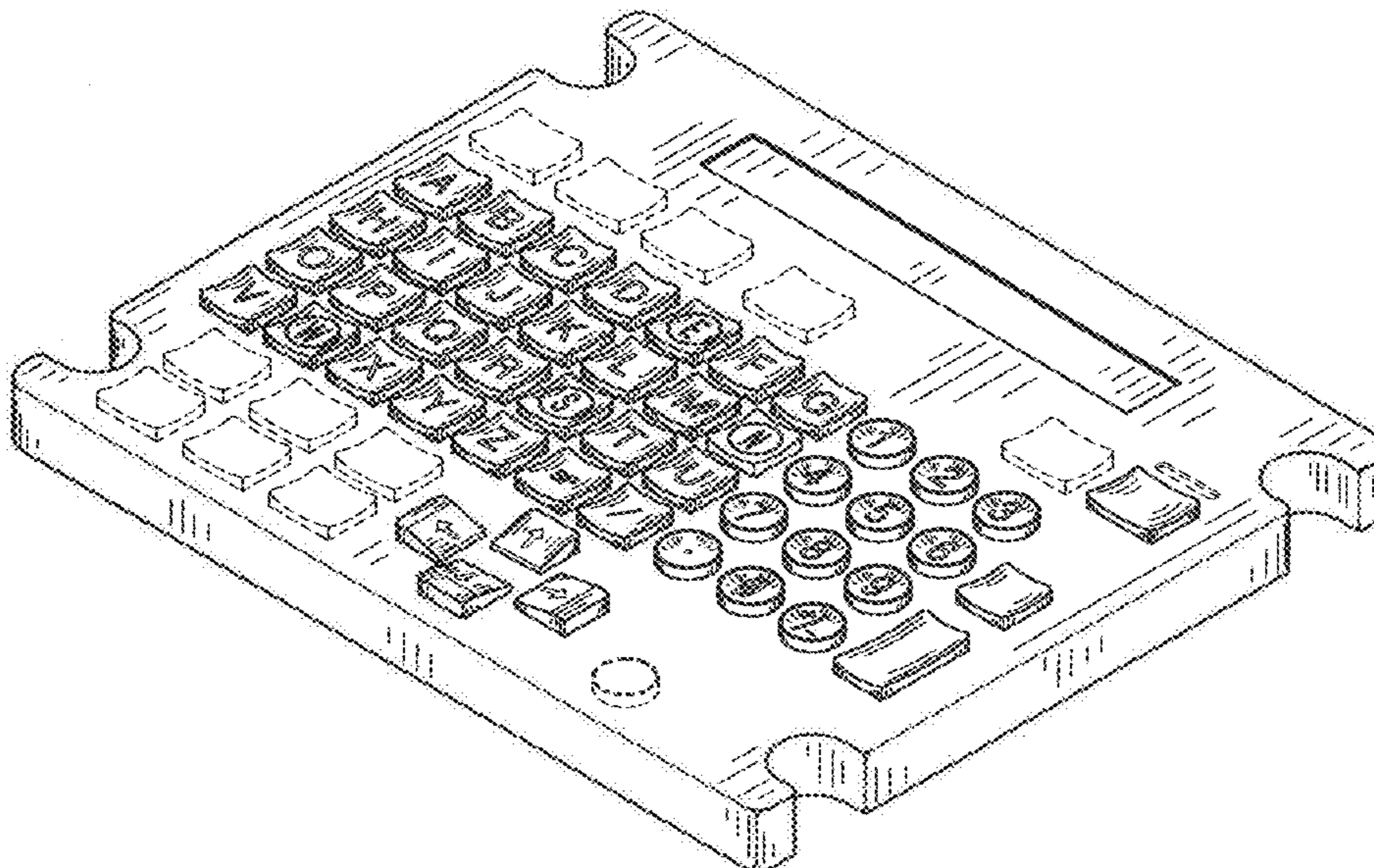
The broken lines depicting structural elements have been shown for the purpose of illustrating portions of the avionics flight display that form no part of the claimed design.

(56) **References Cited**

U.S. PATENT DOCUMENTS

D278,636	S *	4/1985	Funato et al.	D18/1
D282,662	S *	2/1986	Scheid et al.	D14/334
5,416,705	A *	5/1995	Barnett	701/14
5,541,863	A *	7/1996	Magor et al.	702/122
5,715,163	A *	2/1998	Bang et al.	701/467
6,057,786	A *	5/2000	Briffe et al.	340/975

1 Claim, 3 Drawing Sheets



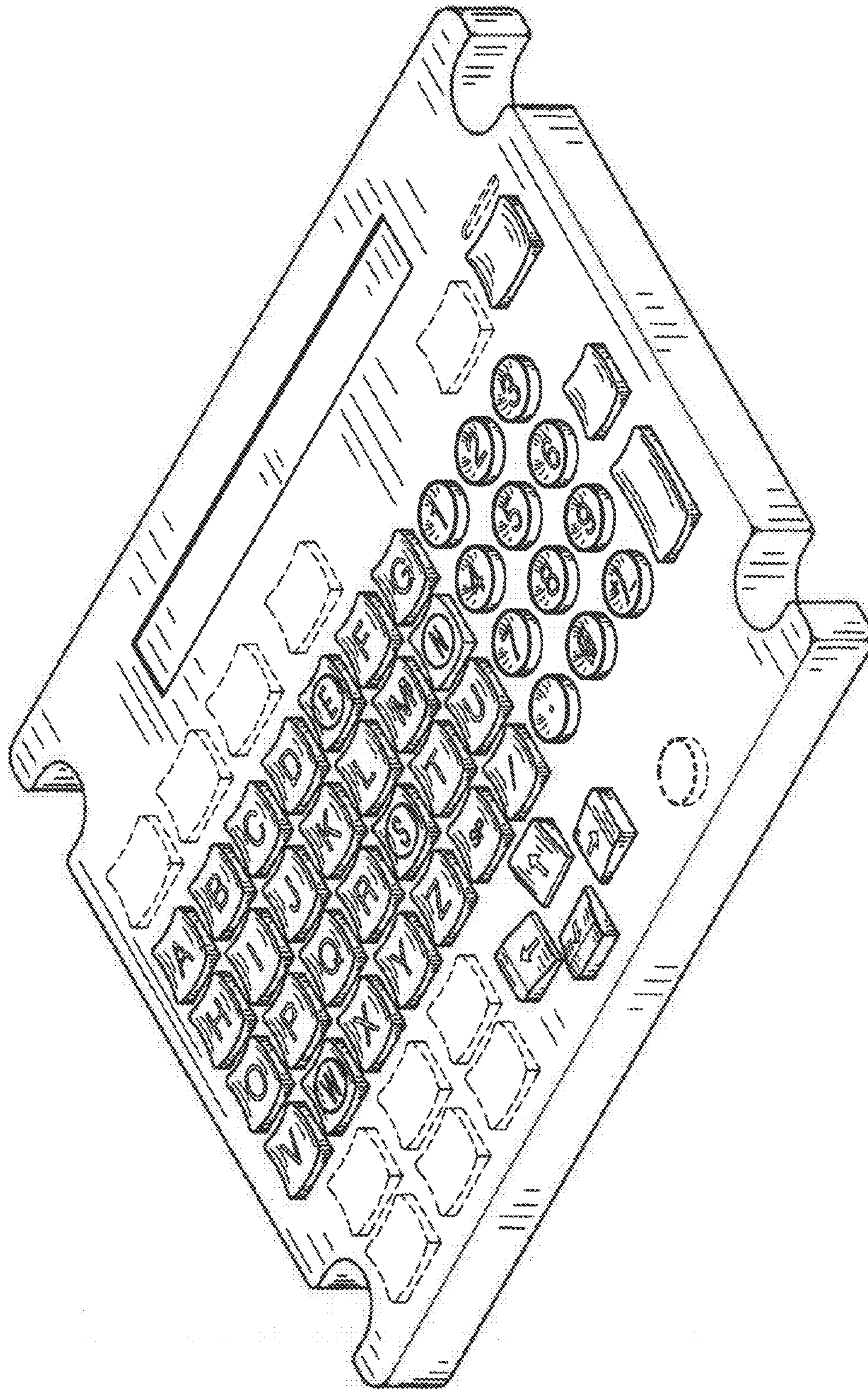


FIG. 1



FIG. 2

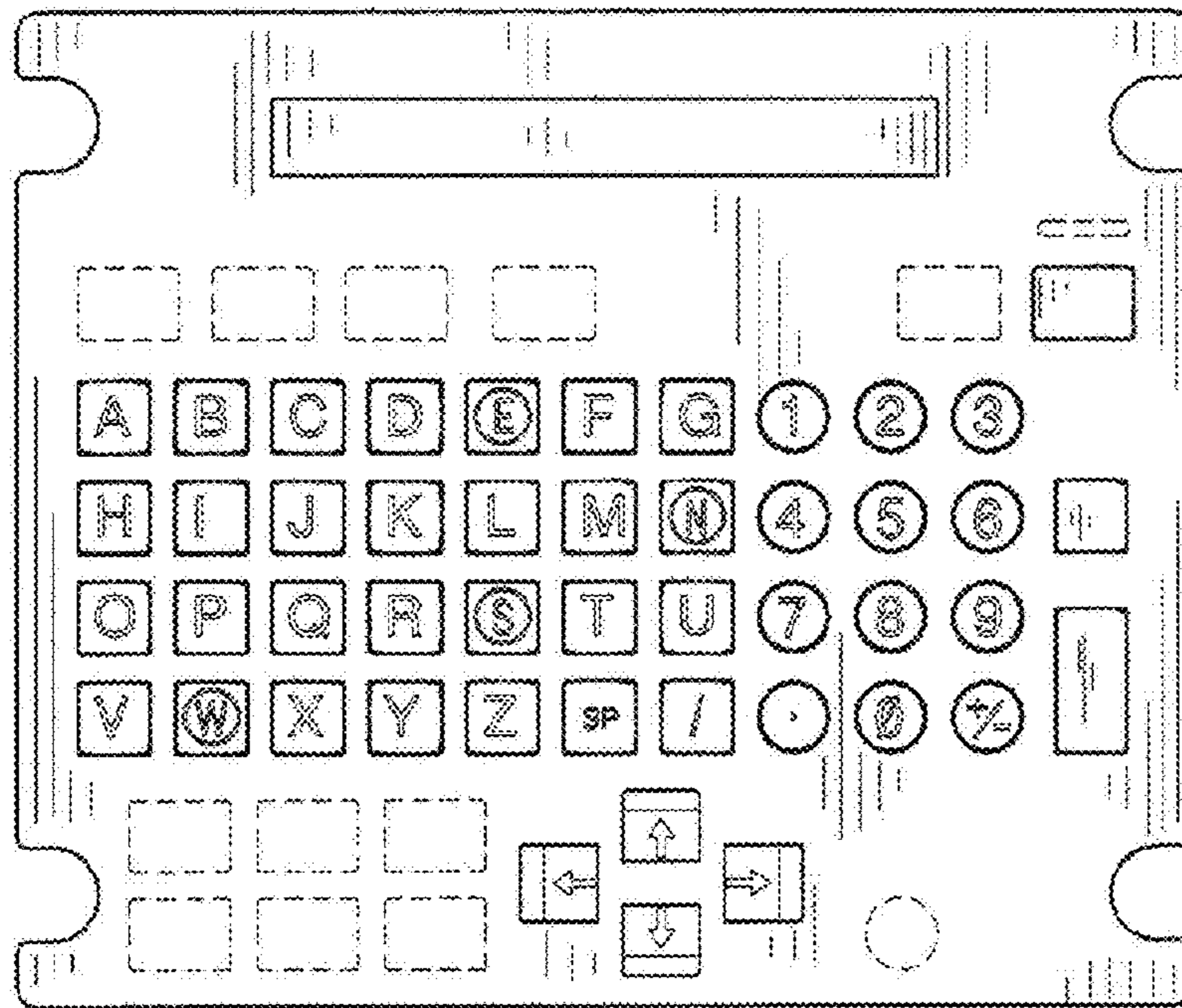


FIG. 3

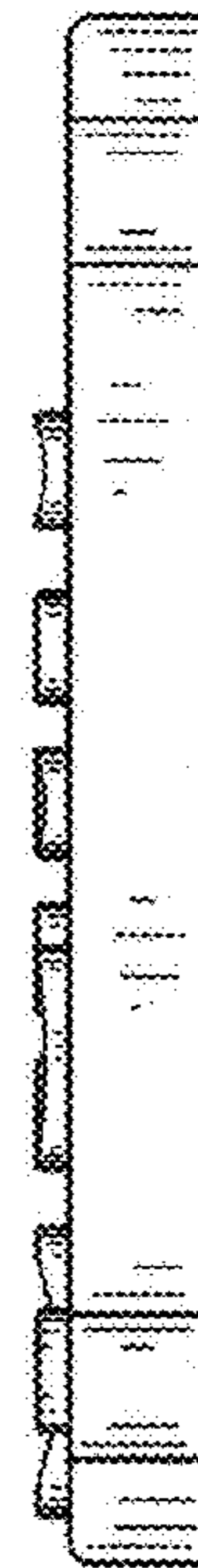


FIG. 4




FIG. 5



FIG. 6



FIG. 7