



US00D680049S

(12) **United States Design Patent**  
**Hale, Jr.**

(10) **Patent No.:** **US D680,049 S**  
(45) **Date of Patent:** **\*\* Apr. 16, 2013**

(54) **SPOKE SEGMENT OF A VEHICLE WHEEL**

(71) Applicant: **Mobile Hi-Tech Wheels**, Rancho Dominguez, CA (US)

(72) Inventor: **Arthur D. Hale, Jr.**, Long Beach, CA (US)

(73) Assignee: **Mobile Hi-Tech Wheels**, Rancho Dominguez, CA (US)

(\*\*) Term: **14 Years**

(21) Appl. No.: **29/435,821**

(22) Filed: **Oct. 29, 2012**

(51) **LOC (9) Cl.** ..... **12-16**

(52) **U.S. Cl.**  
USPC ..... **D12/211; D12/213**

(58) **Field of Classification Search** ..... D12/204-213;  
301/37.101, 64.101, 65, 64.201  
See application file for complete search history.

(56) **References Cited**

U.S. PATENT DOCUMENTS

D625,241 S \* 10/2010 Zhao ..... D12/211  
D629,347 S \* 12/2010 Kim ..... D12/211

D639,222 S \* 6/2011 Johnson ..... D12/209  
D644,156 S \* 8/2011 Johnson ..... D12/209  
D659,064 S \* 5/2012 Johnson ..... D12/209  
D659,067 S \* 5/2012 Lee ..... D12/209  
D659,069 S \* 5/2012 Johnson ..... D12/211  
D671,483 S \* 11/2012 Chung ..... D12/211

\* cited by examiner

*Primary Examiner* — Stacia Cadmus

(74) *Attorney, Agent, or Firm* — Christie, Parker & Hale, LLP

(57) **CLAIM**

The ornamental design for spoke segment of a vehicle wheel, as shown and described.

**DESCRIPTION**

FIG. 1 is a perspective view of a spoke segment of a vehicle wheel according to my new design; and, FIG. 2 is an enlarged front elevational view thereof.

The broken line showing of the rear of the wheel and the round elements on the lip of the rim is included for the purpose of illustrating environment and forms no part of the claimed design. The dash dot line on either side of the spoke segment is for the purpose of illustrating the boundary of the claimed design and forms no part thereof.

**1 Claim, 2 Drawing Sheets**

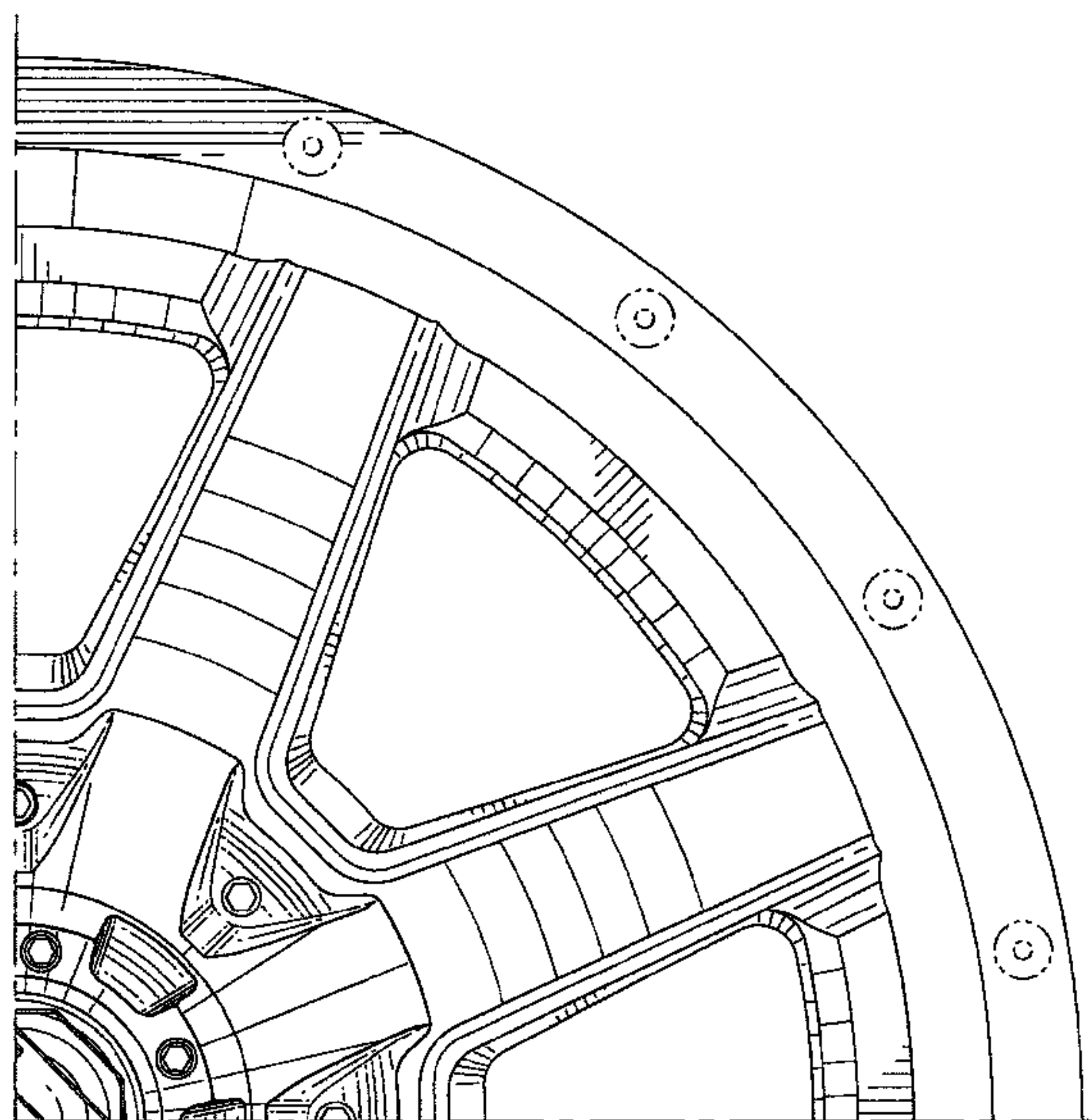
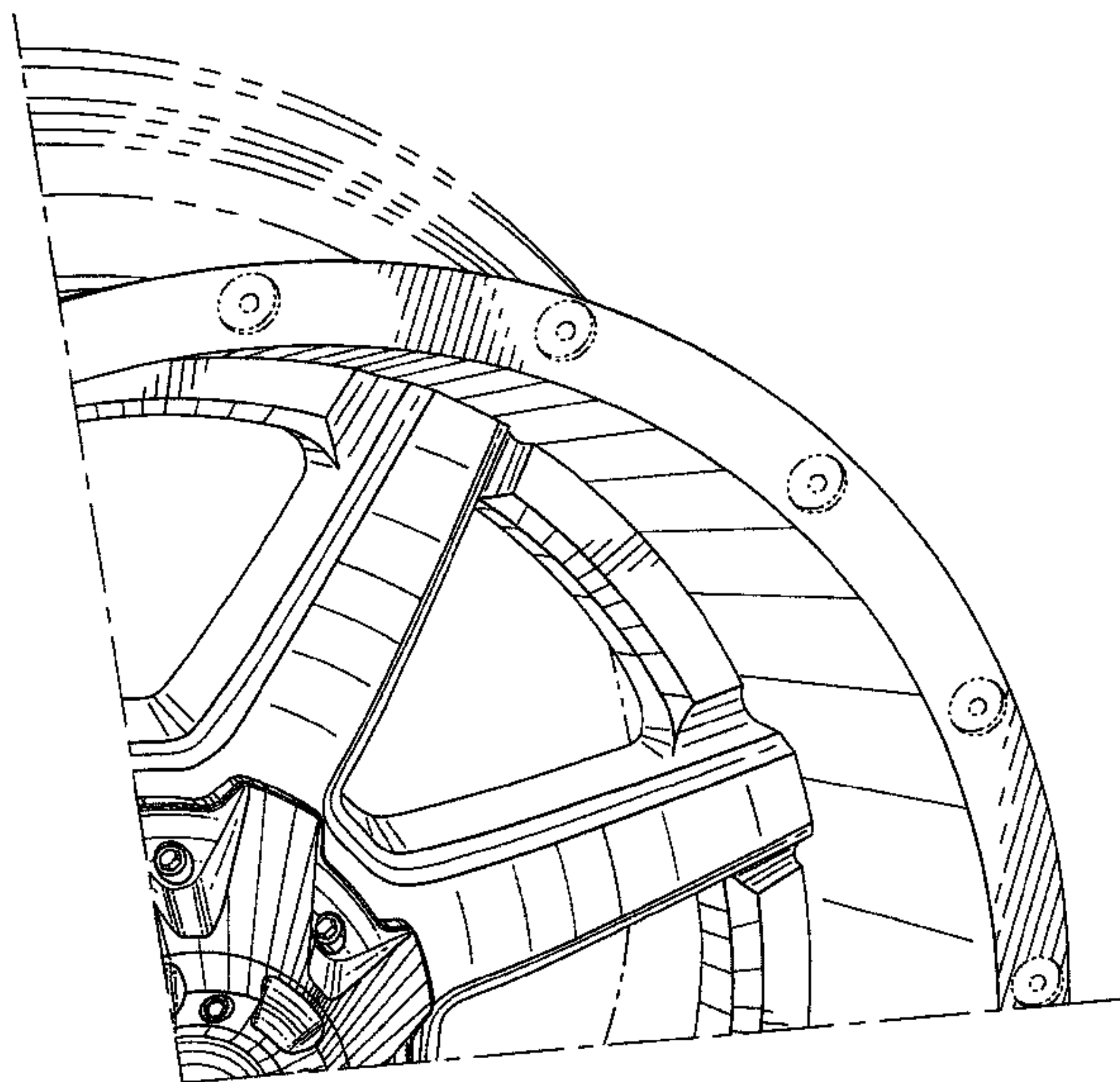


FIG. 1

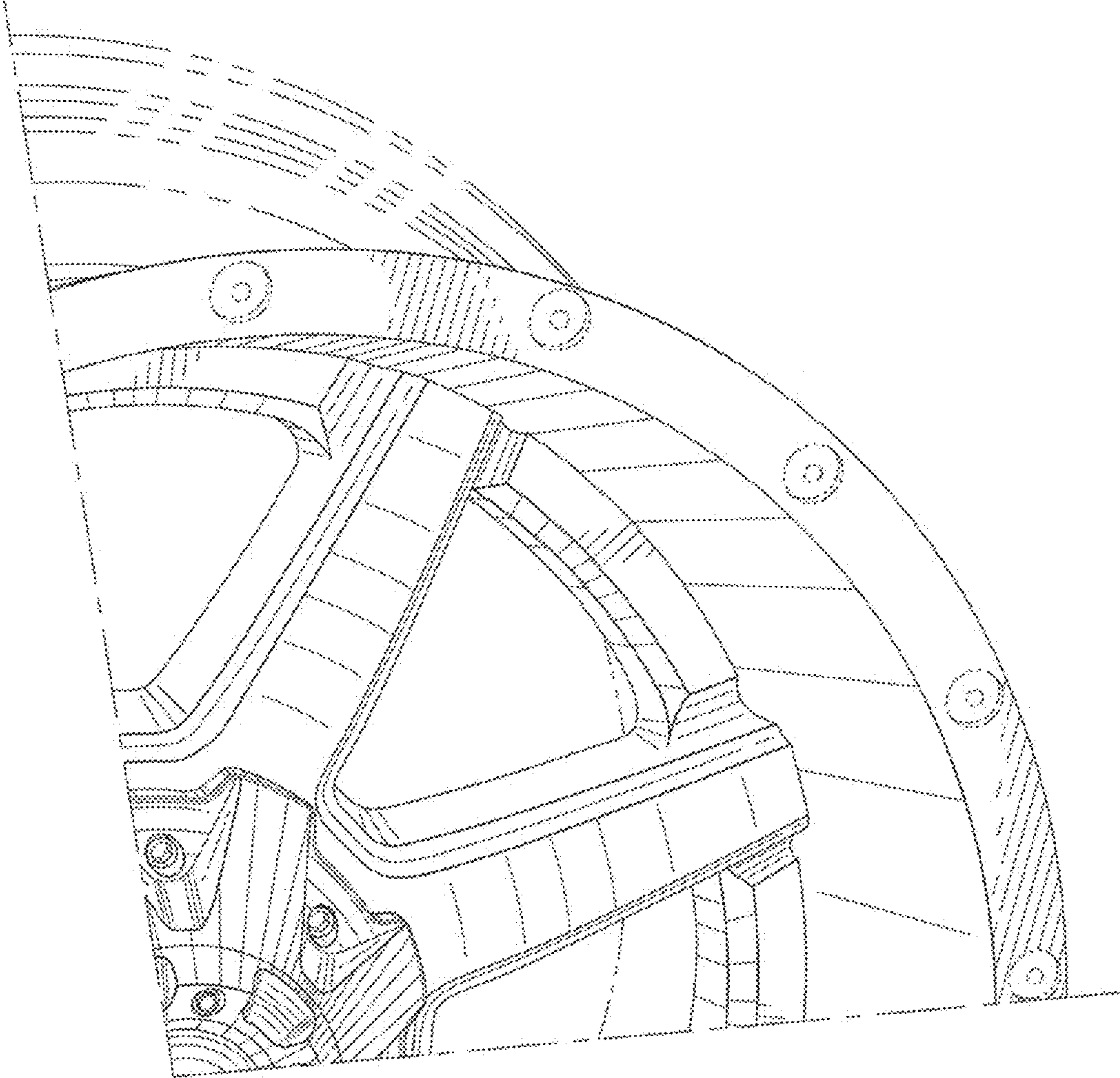


FIG. 2

