



US00D680046S

(12) **United States Design Patent**  
**Lee**

(10) **Patent No.:** **US D680,046 S**

(45) **Date of Patent:** **\*\* Apr. 16, 2013**

(54) **LICENSE PLATE FRAME**

(71) Applicant: **Cheng Tai Lee**, Tainan (TW)

(72) Inventor: **Cheng Tai Lee**, Tainan (TW)

(\*\*) Term: **14 Years**

(21) Appl. No.: **29/439,935**

(22) Filed: **Dec. 17, 2012**

(51) **LOC (9) Cl.** ..... **12-16**

(52) **U.S. Cl.**

USPC ..... **D12/193**

(58) **Field of Classification Search** ..... D12/193;

D6/300-302, 310-314; 40/200-204, 207-214;

D20/13; 348/148, 373

See application file for complete search history.

(56) **References Cited**

**U.S. PATENT DOCUMENTS**

D441,334 S \* 5/2001 Hussaini et al. .... D12/193

D466,457 S \* 12/2002 Wang ..... D12/193

D474,724 S \* 5/2003 Wang ..... D12/193

D491,854 S \* 6/2004 Spencer ..... D12/193

D493,398 S \* 7/2004 Ohm et al. .... D12/193

D494,519 S \* 8/2004 Huang ..... D12/193

D604,218 S \* 11/2009 Lee ..... D12/193

D616,347 S \* 5/2010 Arenz et al. .... D12/193

D633,020 S \* 2/2011 Ziegler et al. .... D12/193

\* cited by examiner

*Primary Examiner* — Stacia Cadmus

(57) **CLAIM**

The ornamental design for a license plate frame, as shown and described.

**DESCRIPTION**

FIG. 1 is a perspective view of a license plate frame showing my new design;

FIG. 2 is a front elevation view thereof;

FIG. 3 is a rear elevation view thereof;


FIG. 4 is a left side elevation view thereof;

FIG. 5 is a right side elevation view thereof;

FIG. 6 is a top plan view thereof; and,

FIG. 7 is a bottom plan view thereof.

**1 Claim, 5 Drawing Sheets**



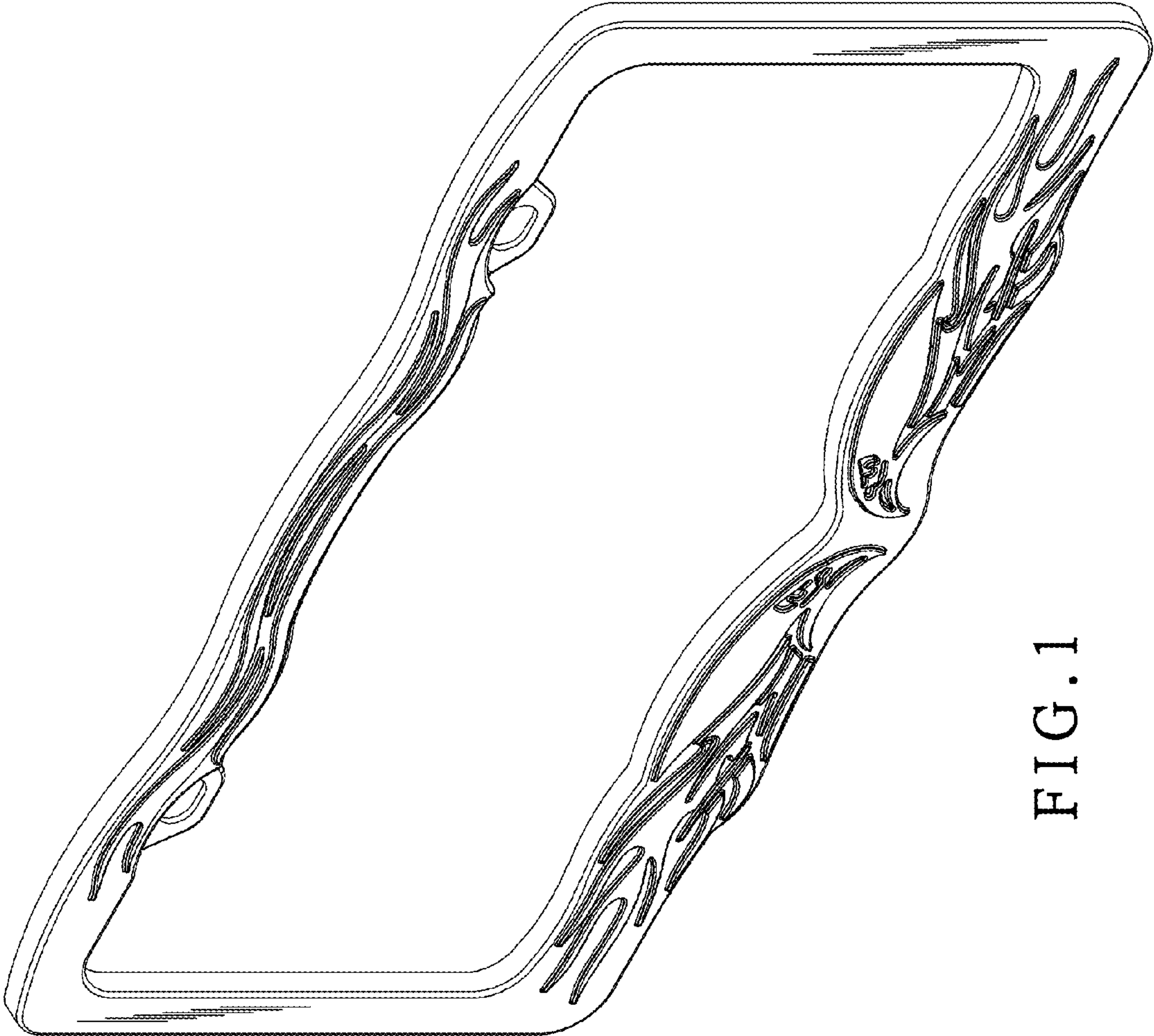


FIG. 1

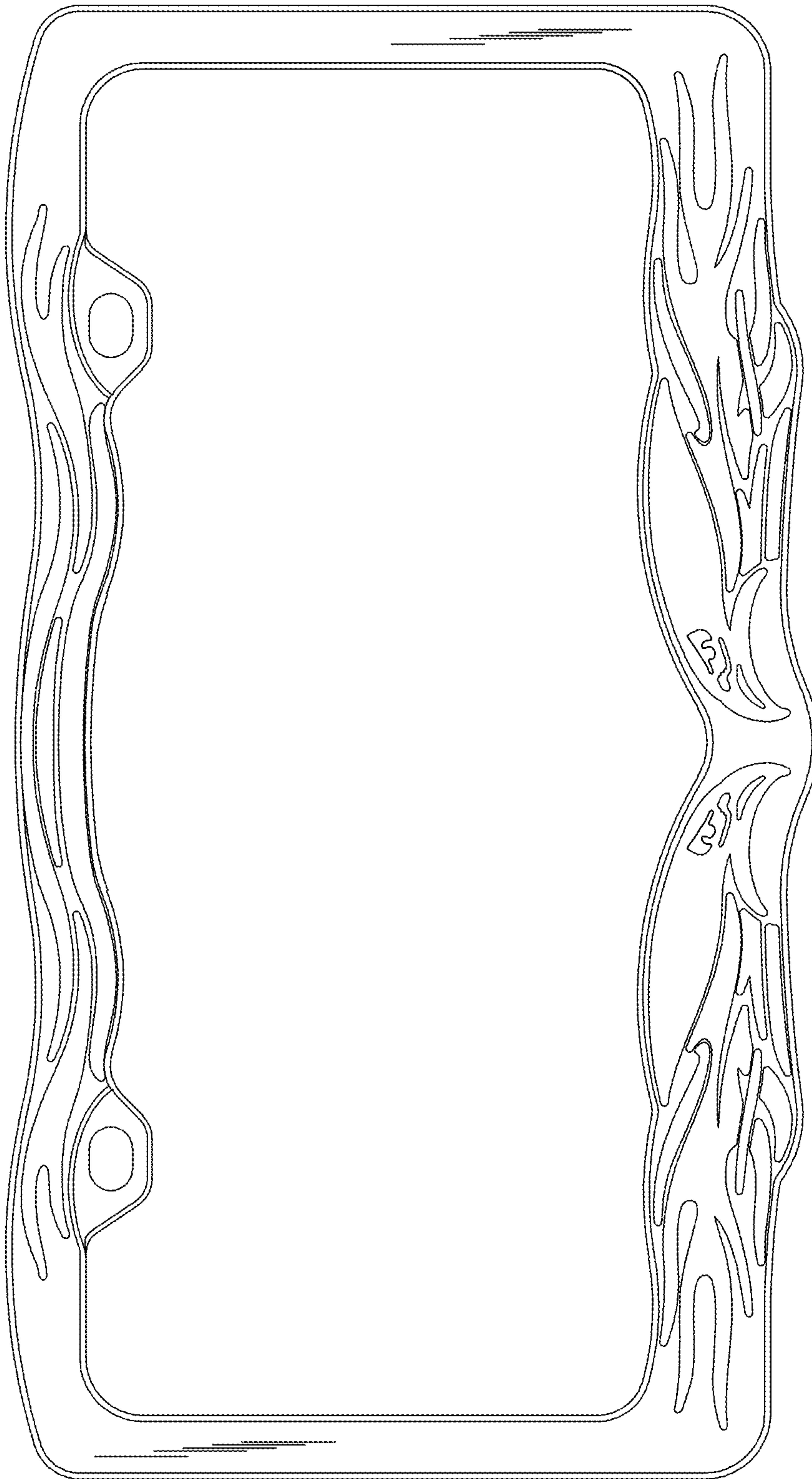


FIG. 2




FIG. 3



FIG. 5




FIG. 4



FIG. 6



FIG. 7