



US00D680045S

(12) **United States Design Patent**
Hamilton et al.

(10) **Patent No.:** **US D680,045 S**
(45) **Date of Patent:** **** Apr. 16, 2013**

(54) **VEHICLE FENDER**

(75) Inventors: **Christopher Hamilton**, Bloomfield Hills, MI (US); **Moray Callum**, Ann Arbor, MI (US)

(73) Assignee: **Ford Motor Company**, Dearborn, MI (US)

(**) Term: **14 Years**

(21) Appl. No.: **29/405,426**

(22) Filed: **Nov. 2, 2011**

(51) **LOC (9) Cl.** **12-16**

(52) **U.S. Cl.**
USPC **D12/184**

(58) **Field of Classification Search** D12/184,
D12/196, 90-92, 181; 280/152.1, 847-849,
280/851; 296/181.1, 181.5
See application file for complete search history.

(56) **References Cited**

U.S. PATENT DOCUMENTS

D561,667 S * 2/2008 Platto et al. D12/184
D572,182 S * 7/2008 Deane D12/184
D583,736 S * 12/2008 Schiavone et al. D12/184
D603,773 S * 11/2009 Schiavone et al. D12/184

D607,797 S 1/2010 Walter
D620,407 S * 7/2010 Froehlich D12/184
D629,344 S * 12/2010 Komuro D12/181

OTHER PUBLICATIONS

Car Advice, Oct. 5, 2011, 2013 Ford Mondeo Mule Spy Photot.

* cited by examiner

Primary Examiner — Melody N Brown

(74) *Attorney, Agent, or Firm* — Damian Porcari


(57) **CLAIM**

The ornamental design for a vehicle fender, as shown and described.

DESCRIPTION

FIG. 1 is a left side elevational view of a left vehicle fender (the right vehicle fender being a mirror image and is not shown);
FIG. 2 is a right side elevational view of the vehicle fender;
FIG. 3 is a front elevational view of the vehicle fender;
FIG. 4 is a rear elevational view of the vehicle fender;
FIG. 5 is a top plan view of the vehicle fender;
FIG. 6 is a bottom plan view of the vehicle fender;
FIG. 7 is a perspective view of the vehicle fender; and,
FIG. 8 is another perspective view of the vehicle fender.

1 Claim, 8 Drawing Sheets






Figure 1


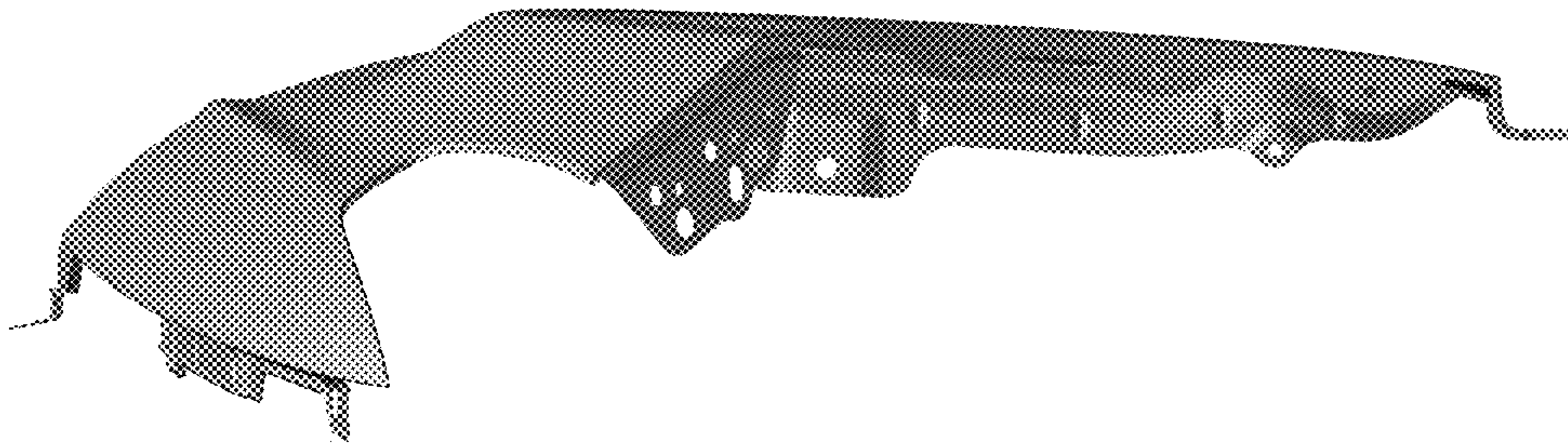


Figure 2

Figure 3






Figure 4




Figure 5




Figure 6




Figure 7




Figure 8