



US00D680041S

(12) **United States Design Patent**  
**Frei et al.**

(10) **Patent No.:** **US D680,041 S**  
(45) **Date of Patent:** **\*\* Apr. 16, 2013**

(54) **FRONT BUMPER FOR A VEHICLE**

(75) Inventors: **Michael Frei**, Stuttgart (DE);  
**Hans-Dieter Futschik**, Stuttgart (DE);  
**Robert Lesnik**, Stuttgart (DE); **Gorden**  
**Wagener**, Stuttgart (DE)

(73) Assignee: **Daimler AG**, Stuttgart (DE)

(\*\*) Term: **14 Years**

(21) Appl. No.: **29/430,584**

(22) Filed: **Aug. 28, 2012**

(30) **Foreign Application Priority Data**

Mar. 1, 2012 (DE) ..... 402012001032

(51) **LOC (9) Cl.** ..... **12-16**

(52) **U.S. Cl.**  
USPC ..... **D12/169**

(58) **Field of Classification Search** ..... D12/169,  
D12/196, 171, 216, 163, 86, 90-92; 293/102,  
293/113, 115, 117, 120; 296/180.1, 180.2  
See application file for complete search history.

(56) **References Cited**

**U.S. PATENT DOCUMENTS**

D586,705 S	2/2009	Bauer et al.	
D620,850 S *	8/2010	Sakae et al.	D12/169
D622,193 S *	8/2010	Koyama	D12/169
D623,566 S *	9/2010	Bauer et al.	D12/169
D647,440 S *	10/2011	Murakawa et al.	D12/169

\* cited by examiner

*Primary Examiner* — Melody Brown

(74) *Attorney, Agent, or Firm* — Crowell & Moring LLP

(57) **CLAIM**

The ornamental design for a front bumper for a vehicle, as shown and described.

**DESCRIPTION**

This application contains subject matter related to the following co-pending U.S. design patent applications: application Ser. No. 29/430,588, filed herewith and entitled “Vehicle, Toy, and/or Replicas Thereof”;

application Ser. No. 29/430,625, filed herewith and entitled “Front Portion of a Vehicle, Toy, and/or Replicas Thereof”; application Ser. No. 29/430,628, filed herewith and entitled “Front Portion of a Vehicle, Toy, and/or Replicas Thereof”; and

application Ser. No. 29/430,581, filed herewith and entitled “Front Bumper for a Vehicle”.

FIG. 1 is a left perspective view of a front bumper for a vehicle according to our design;

FIG. 2 is a front view thereof;

FIG. 3 is a right side view thereof;

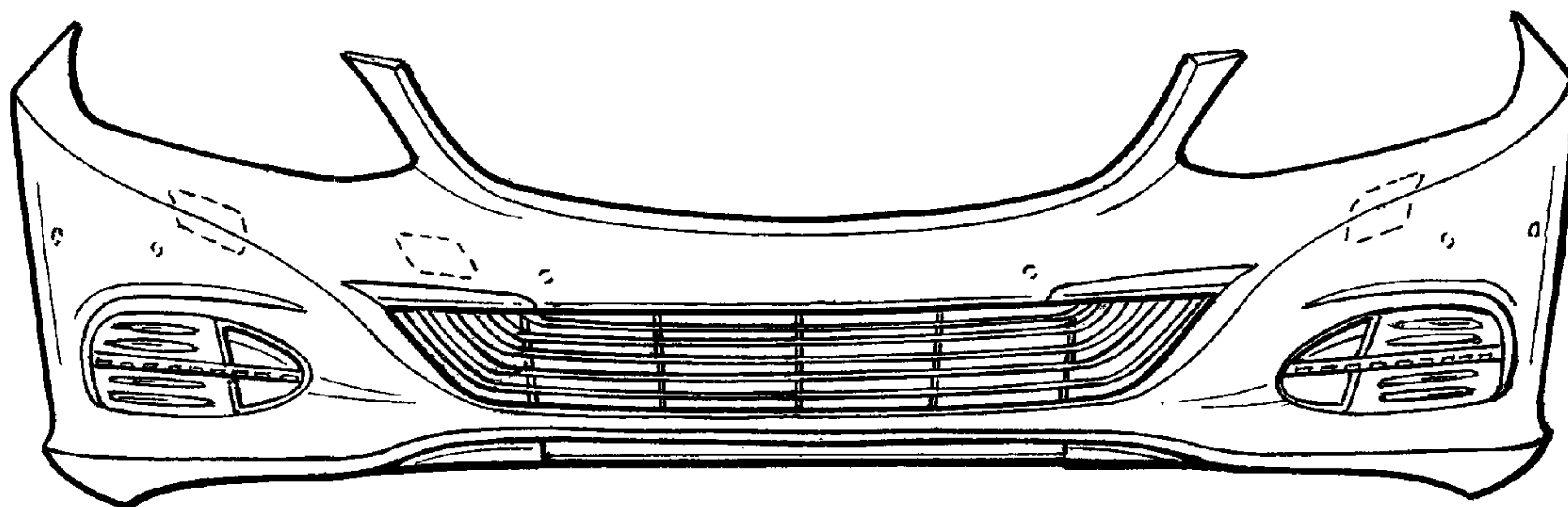
FIG. 4 is a left side view thereof;

FIG. 5 is a top view thereof; and,

FIG. 6 is a bottom view thereof.

The broken lines are for illustrative purposes only and form no part of the claimed design.

**1 Claim, 2 Drawing Sheets**



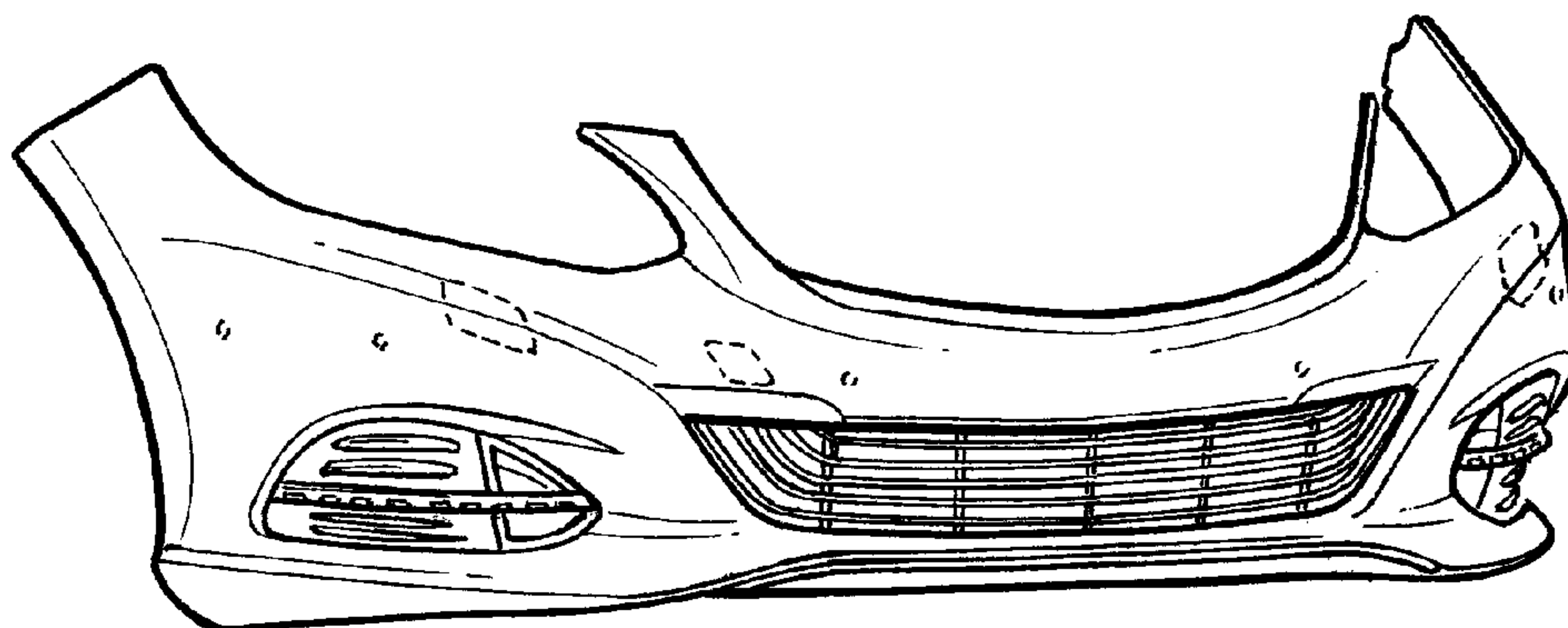


FIG. 1

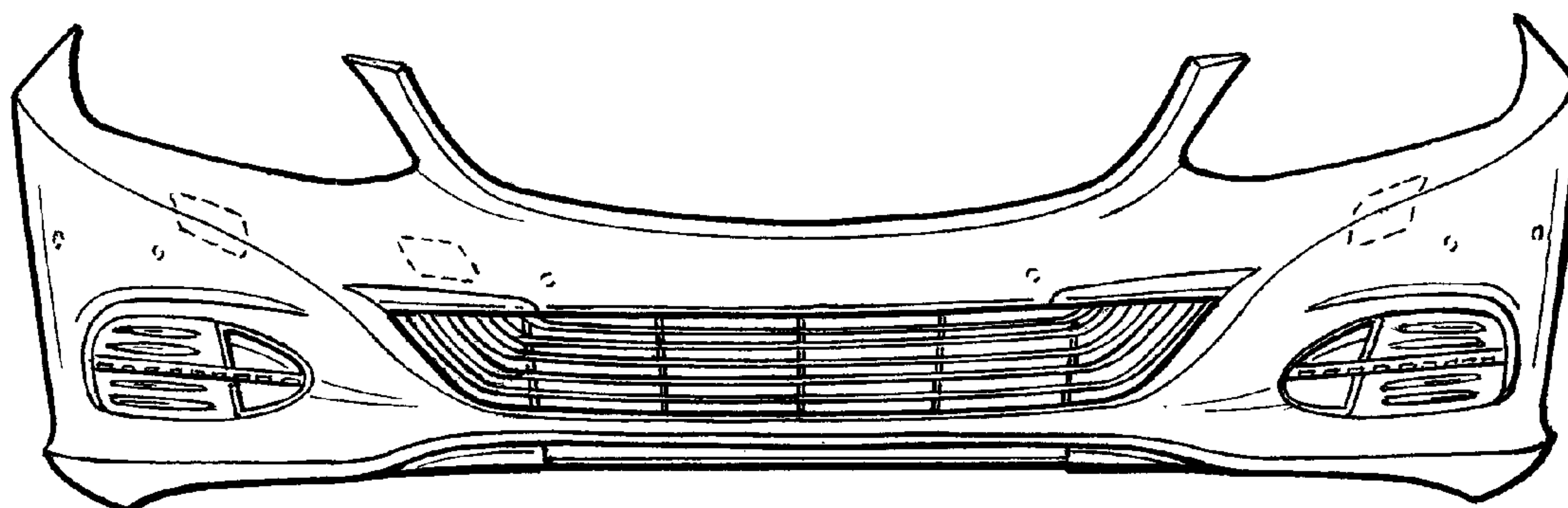


FIG. 2

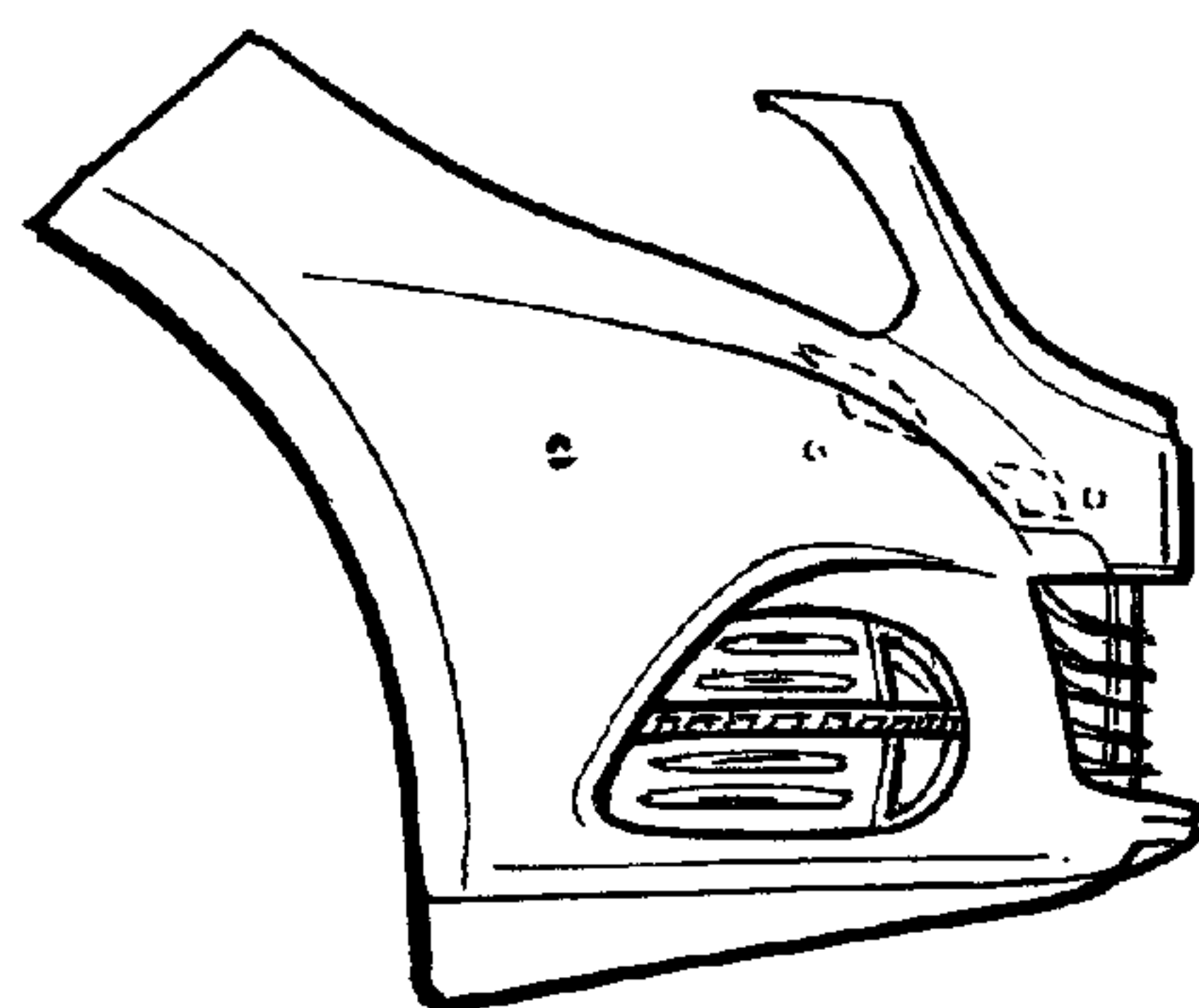


FIG. 3

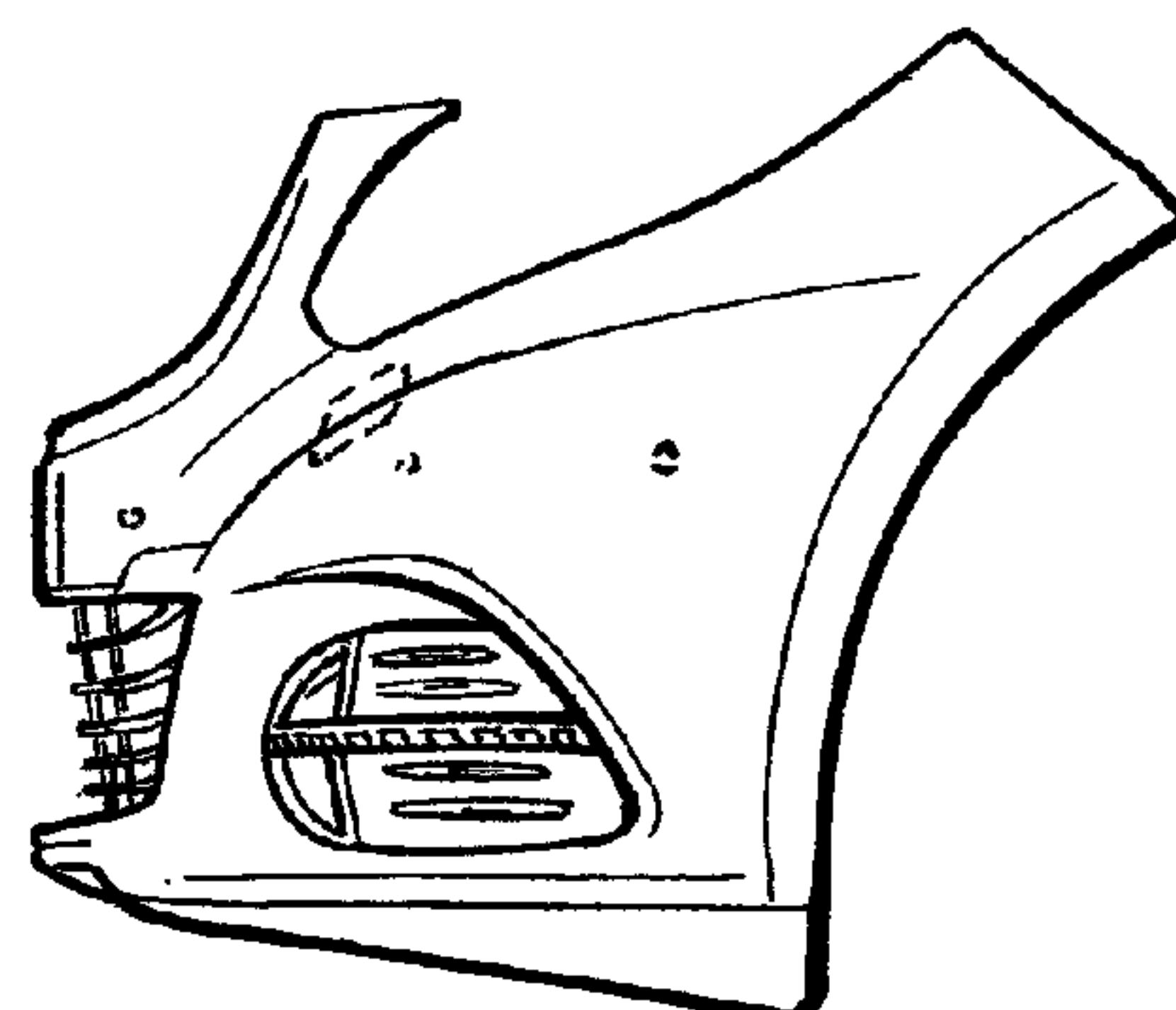


FIG. 4

