



US00D680037S

(12) **United States Design Patent**  
**Akamine et al.**

(10) **Patent No.:** **US D680,037 S**

(45) **Date of Patent:** **\*\* Apr. 16, 2013**

(54) **FRONT BUMPER FOR AN AUTOMOBILE**

(75) Inventors: **Shuzo Akamine**, Okazaki (JP); **Atsushi Hirose**, Nagoya (JP); **Daisuke Iguchi**, Handa (JP); **Masahiro Ookuni**, Gotenba (JP)

(73) Assignee: **Toyota Jidosha Kabushiki Kaisha** (JP)

(\*\*) Term: **14 Years**

(21) Appl. No.: **29/409,251**

(22) Filed: **Dec. 21, 2011**

(51) **LOC (9) Cl.** ..... **12-16**

(52) **U.S. Cl.**  
USPC ..... **D12/169**

(58) **Field of Classification Search** ..... D12/163,  
D12/171, 196, 216, 90-92, 86, 164, 169;  
293/102, 103, 105, 112, 113, 115, 117; 296/180.1,  
296/180.2

See application file for complete search history.

(56) **References Cited**

**U.S. PATENT DOCUMENTS**

D575,693	S	*	8/2008	Fukui et al.	.....	D12/169
D577,317	S	*	9/2008	Tabata et al.	.....	D12/169
D577,637	S	*	9/2008	Tabata et al.	.....	D12/169
D577,638	S	*	9/2008	Tabata et al.	.....	D12/169
D585,344	S	*	1/2009	Tomita et al.	.....	D12/169
D586,270	S	*	2/2009	Suga et al.	.....	D12/169
D589,853	S	*	4/2009	Saridakis et al.	.....	D12/163
D635,067	S	*	3/2011	Kozai et al.	.....	D12/169

D640,614	S	*	6/2011	Kumai et al.	.....	D12/169
D642,965	S	*	8/2011	Mueller-Stolz et al.	.....	D12/169
D643,350	S	*	8/2011	Furst	.....	D12/169
D664,904	S	*	8/2012	Koyama et al.	.....	D12/169

**OTHER PUBLICATIONS**

Renault, Renault Megane, NetCarShow.com, [http://www.netcarshow.com/renault/2010-megane\\_rs/](http://www.netcarshow.com/renault/2010-megane_rs/), available at least as early as Dec. 17, 2011.

Toyota, Toyota Prius G's Concept, Response, <http://response.jp/article/img/2011/09/07/161940/361767.html>, Sep. 7, 2011.

\* cited by examiner

*Primary Examiner* — Melody N Brown

(74) *Attorney, Agent, or Firm* — SAIDMAN DesignLaw Group

(57) **CLAIM**

The ornamental design for a front bumper for an automobile, as shown and described.

**DESCRIPTION**

FIG. 1 is a front perspective view of a front bumper for an automobile showing our new design;

FIG. 2 is a front view thereof;


FIG. 3 is a top view thereof;

FIG. 4 is a bottom view thereof;

FIG. 5 is a left side view thereof; and,

FIG. 6 is a right side view thereof.

**1 Claim, 2 Drawing Sheets**



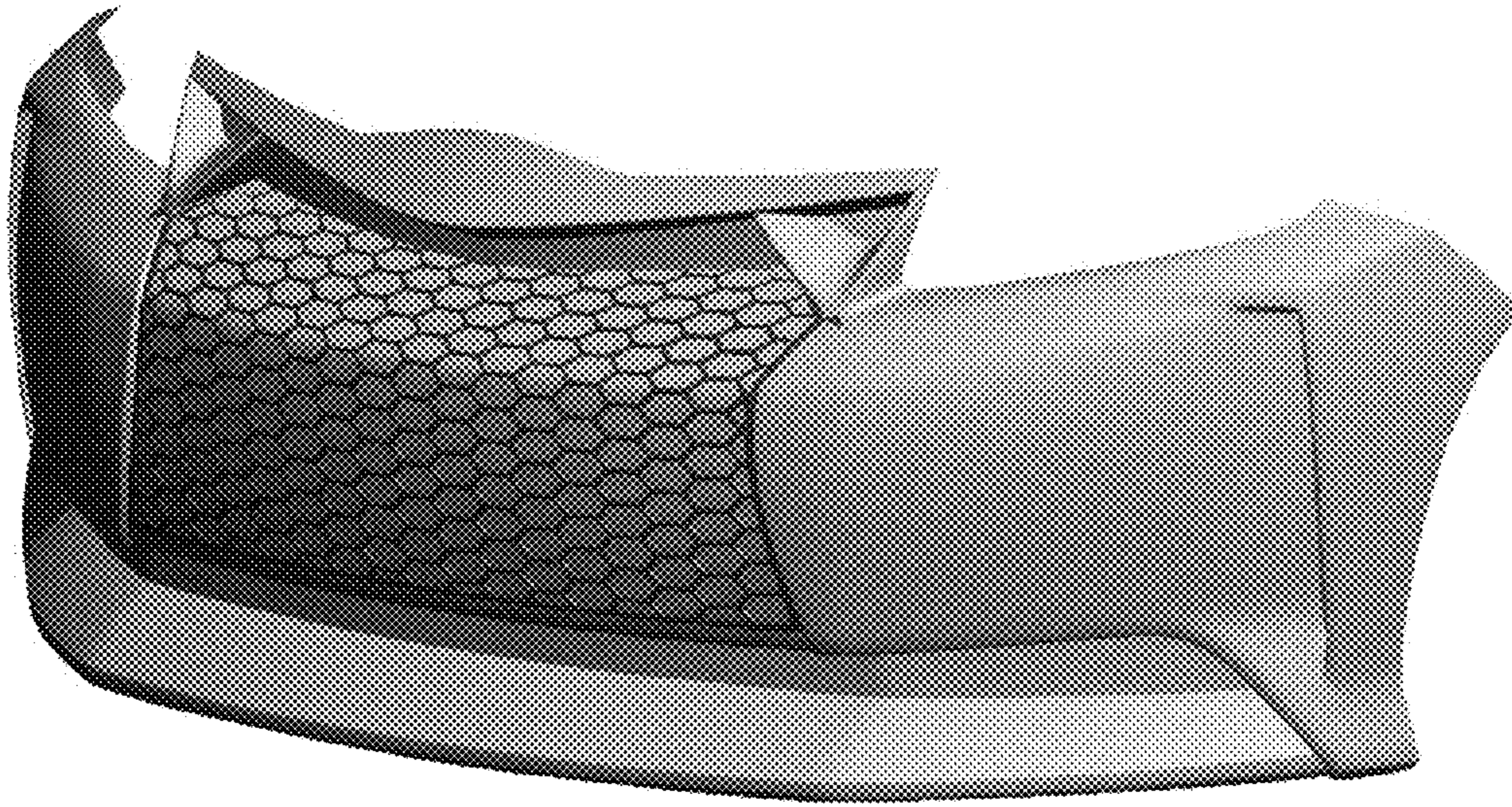


FIG. 1

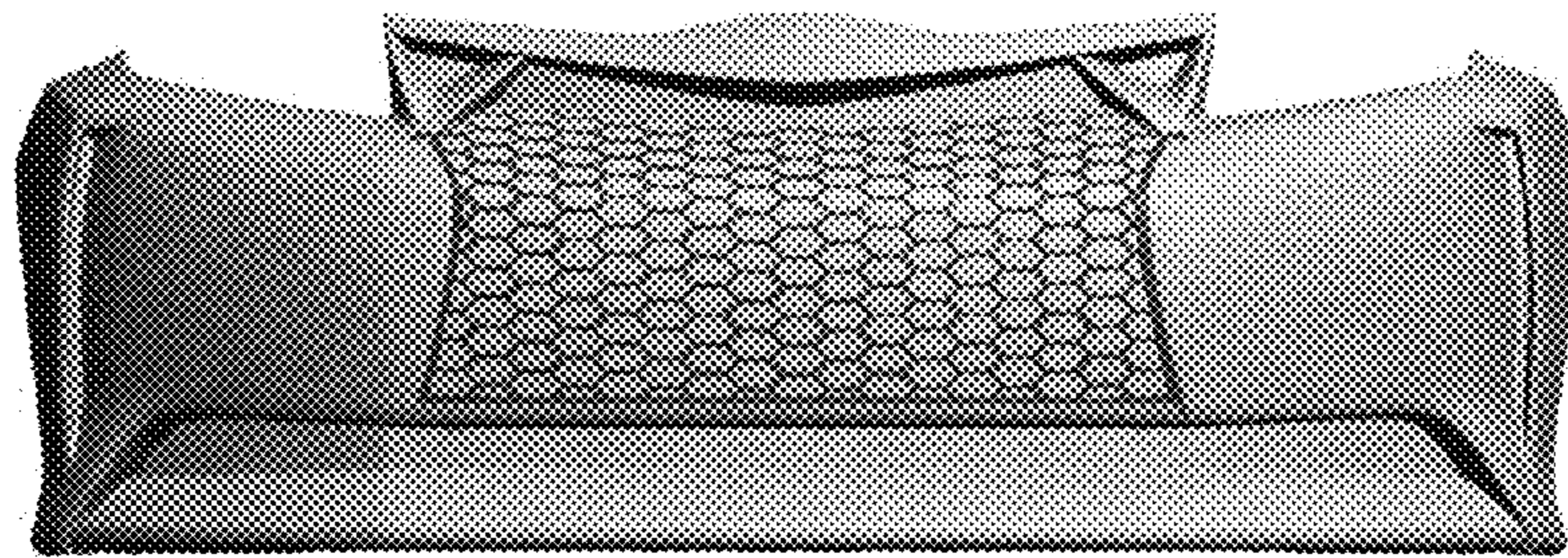


FIG. 2




FIG. 3




FIG. 4

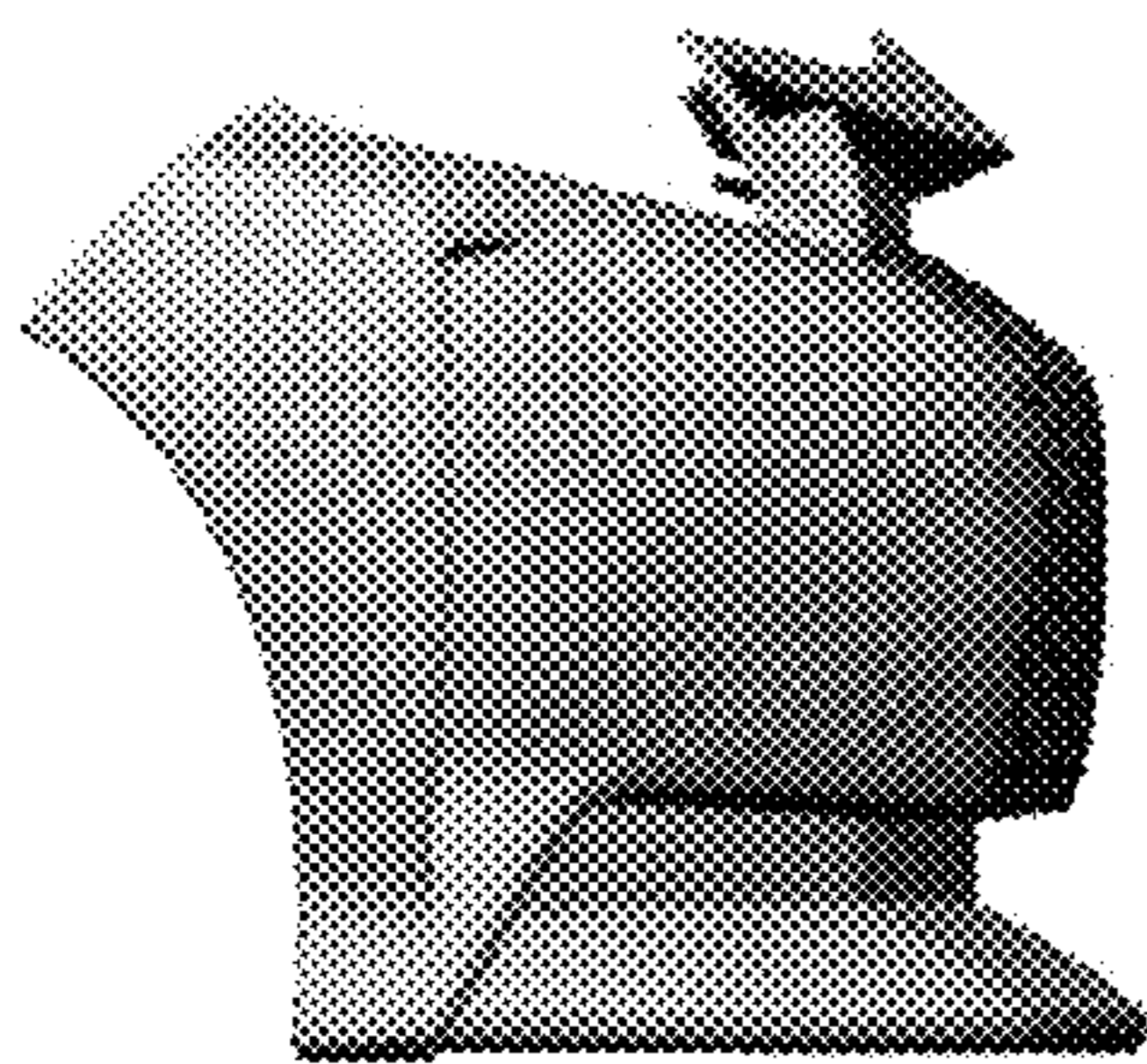


FIG. 5




FIG. 6