



US00D680031S

(12) **United States Design Patent**
Fetherston et al.

(10) **Patent No.:** **US D680,031 S**
(45) **Date of Patent:** **** Apr. 16, 2013**

(54) **VEHICLE, TOY, AND/OR REPLICAS THEREOF**

DESCRIPTION

(75) Inventors: **Mark Fetherston**, Stuttgart (DE); **Klaus Frenzel**, Stuttgart (DE); **Hans-Dieter Futschik**, Stuttgart (DE); **Gorden Wagener**, Stuttgart (DE)

(73) Assignee: **Daimler AG**, Stuttgart (DE)

(**) Term: **14 Years**

(21) Appl. No.: **29/423,329**

(22) Filed: **May 31, 2012**

(30) **Foreign Application Priority Data**

Dec. 1, 2011 (EM) 001304620-0001

(51) **LOC (9) Cl.** **12-16**

(52) **U.S. Cl.**
USPC **D12/92**

(58) **Field of Classification Search** D12/86,
D12/90-92, 99; D21/424, 433, 434; 296/181.1,
296/181.5

See application file for complete search history.

(56) **References Cited**

U.S. PATENT DOCUMENTS

D580,826 S *	11/2008	Rhoades et al.	D12/92
D596,078 S *	7/2009	Pfeiffer et al.	D12/92
D596,079 S *	7/2009	Pfeiffer et al.	D12/92
D635,059 S *	3/2011	Futschik et al.	D12/92
D635,893 S *	4/2011	Baur et al.	D12/92
D671,033 S *	11/2012	Fetherston et al.	D12/91

* cited by examiner

Primary Examiner — Melody Brown

(74) *Attorney, Agent, or Firm* — Crowell & Moring LLP


(57) **CLAIM**

The ornamental design for a vehicle, toy, and/or replicas thereof, as shown and described.

This application contains subject matter related to the following co-pending U.S. design patent applications:
 Application Ser. No. 29/423,325, filed herewith and entitled “Vehicle, Toy, and/or Replicas Thereof”;
 Application Ser. No. 29/423,326, filed herewith and entitled “Front Portion of a Vehicle, Toy, and/or Replicas Thereof”;
 Application Ser. No. 29/423,327, filed herewith and entitled “Rear Portion of a Vehicle, Toy, and/or Replicas Thereof”;
 Application Ser. No. 29/423,330, filed herewith and entitled “Front Portion of a Vehicle, Toy, and/or Replicas Thereof”;
 Application Ser. No. 29/423,331, filed herewith and entitled “Rear Portion of a Vehicle, Toy, and/or Replicas Thereof”;
 Application Ser. No. 29/423,332, filed herewith and entitled “Front Bumper for a Vehicle”;
 Application Ser. No. 29/423,333, filed herewith and entitled “Rear Bumper for a Vehicle”;
 Application Ser. No. 29/423,334, filed herewith and entitled “Radiator Grill for a Vehicle”;
 Application Ser. No. 29/423,335, filed herewith and entitled “Radiator Grill for a Vehicle”;
 Application Ser. No. 29/423,337, filed herewith and entitled “Headlight for a Vehicle”;
 Application Ser. No. 29/423,338, filed herewith and entitled “Headlight for a Vehicle”;
 Application Ser. No. 29/423,339, filed herewith and entitled “Taillight for a Vehicle”; and
 Application Ser. No. 29/423,340, filed herewith and entitled “Taillight for a Vehicle”.

FIG. 1 is a left, front perspective view of a vehicle, toy, and/or replicas thereof according to our design;
 FIG. 2 is a left, rear perspective view thereof;
 FIG. 3 is a left side view thereof;
 FIG. 4 is a right side view thereof;
 FIG. 5 is a front view thereof;
 FIG. 6 is a rear view thereof; and,
 FIG. 7 is a top view thereof.
 The broken lines are for illustrative purposes only and form no part of the claimed design.

1 Claim, 6 Drawing Sheets



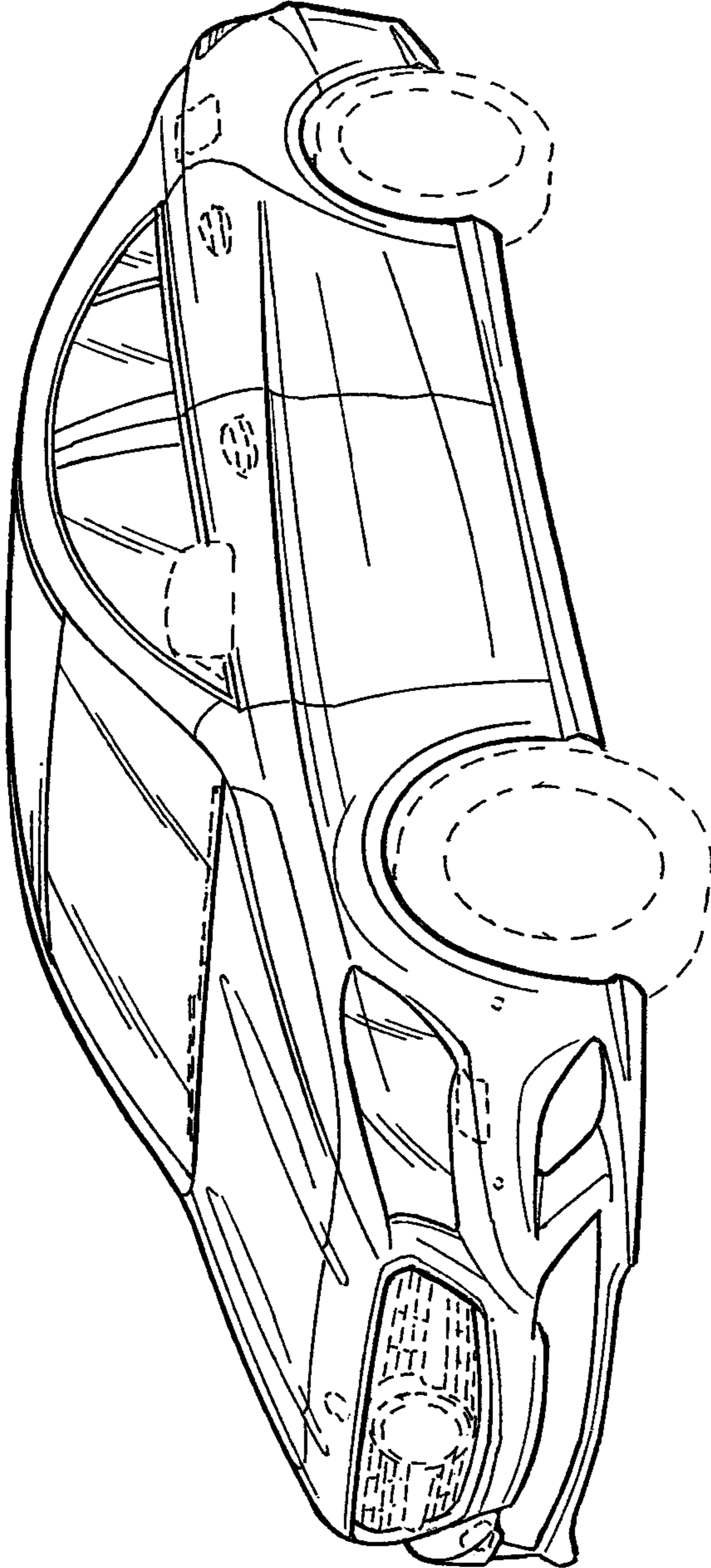


FIG. 1

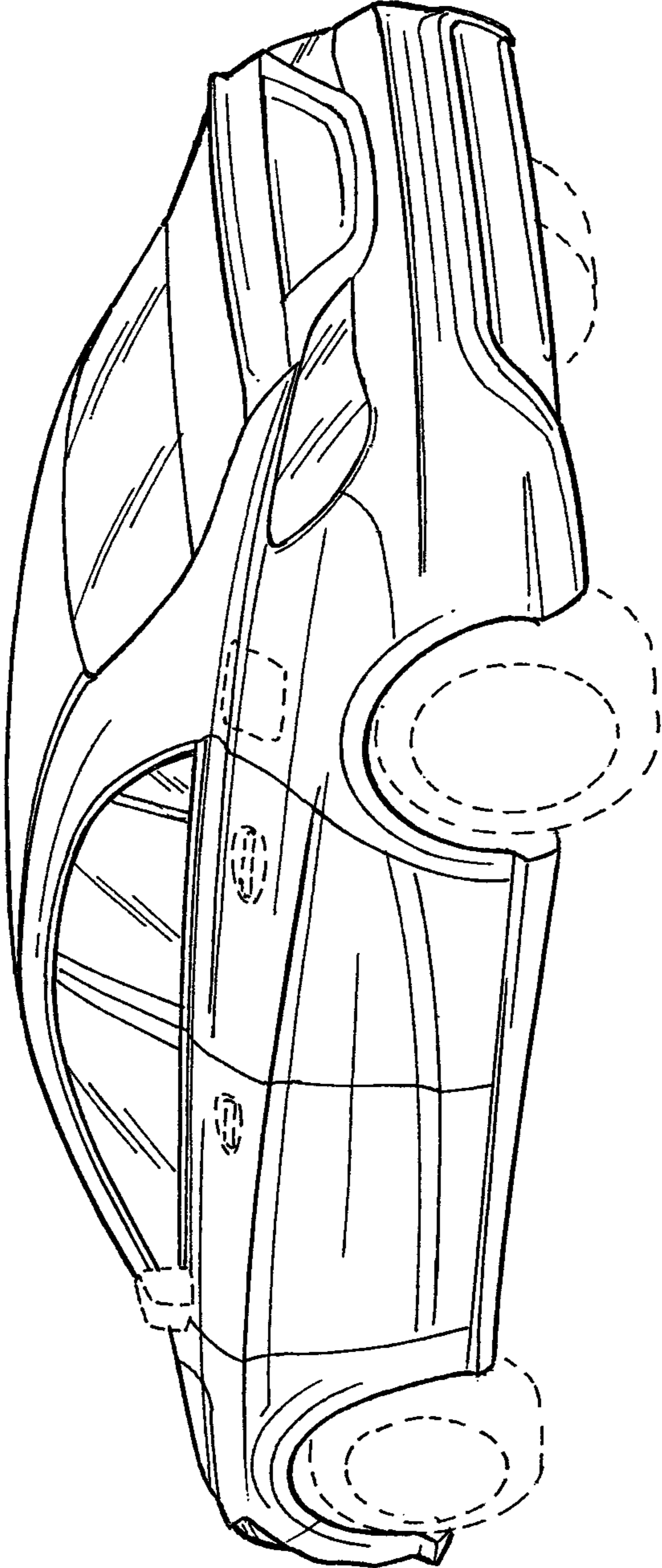


FIG. 2

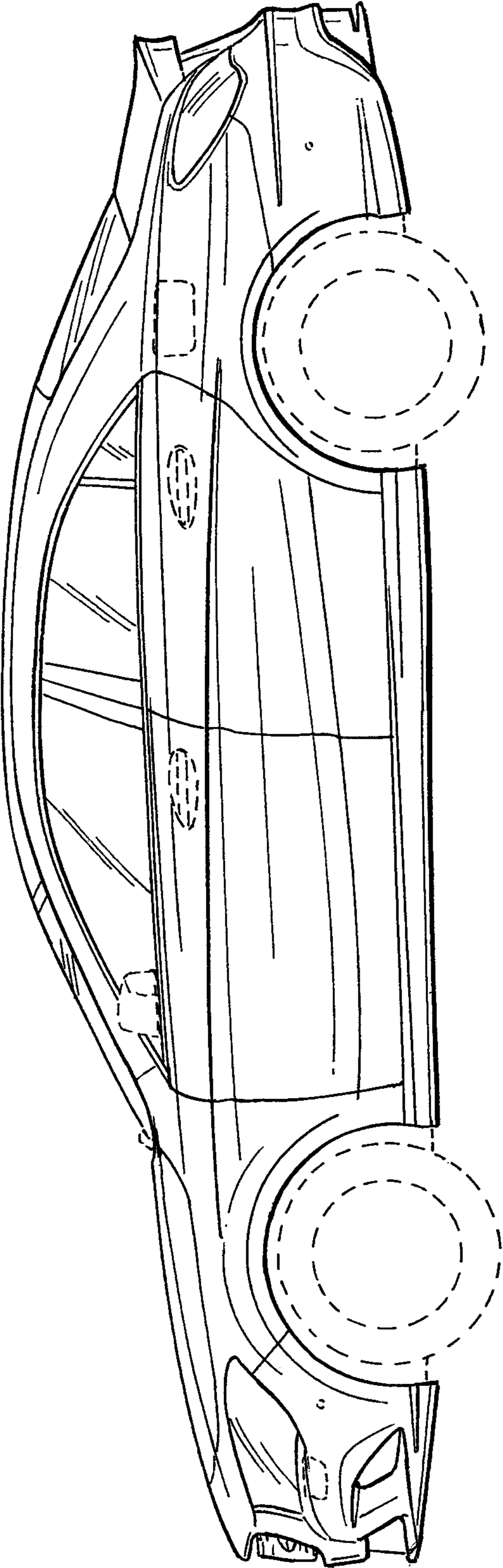


FIG. 3

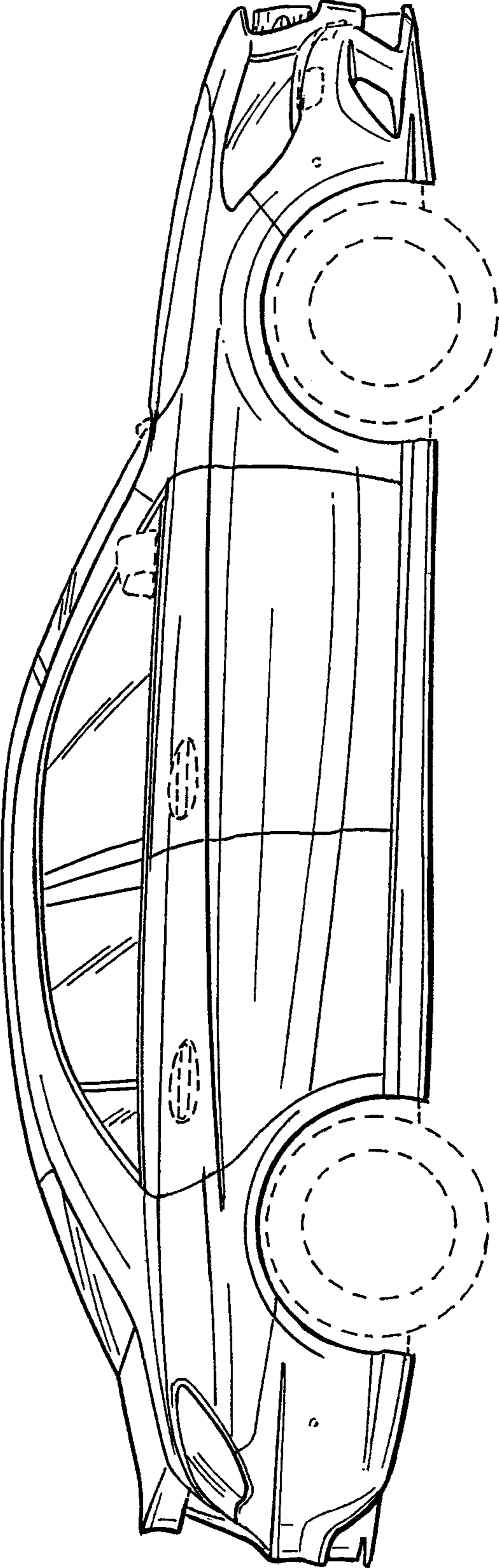


FIG. 4




FIG. 5




FIG. 6

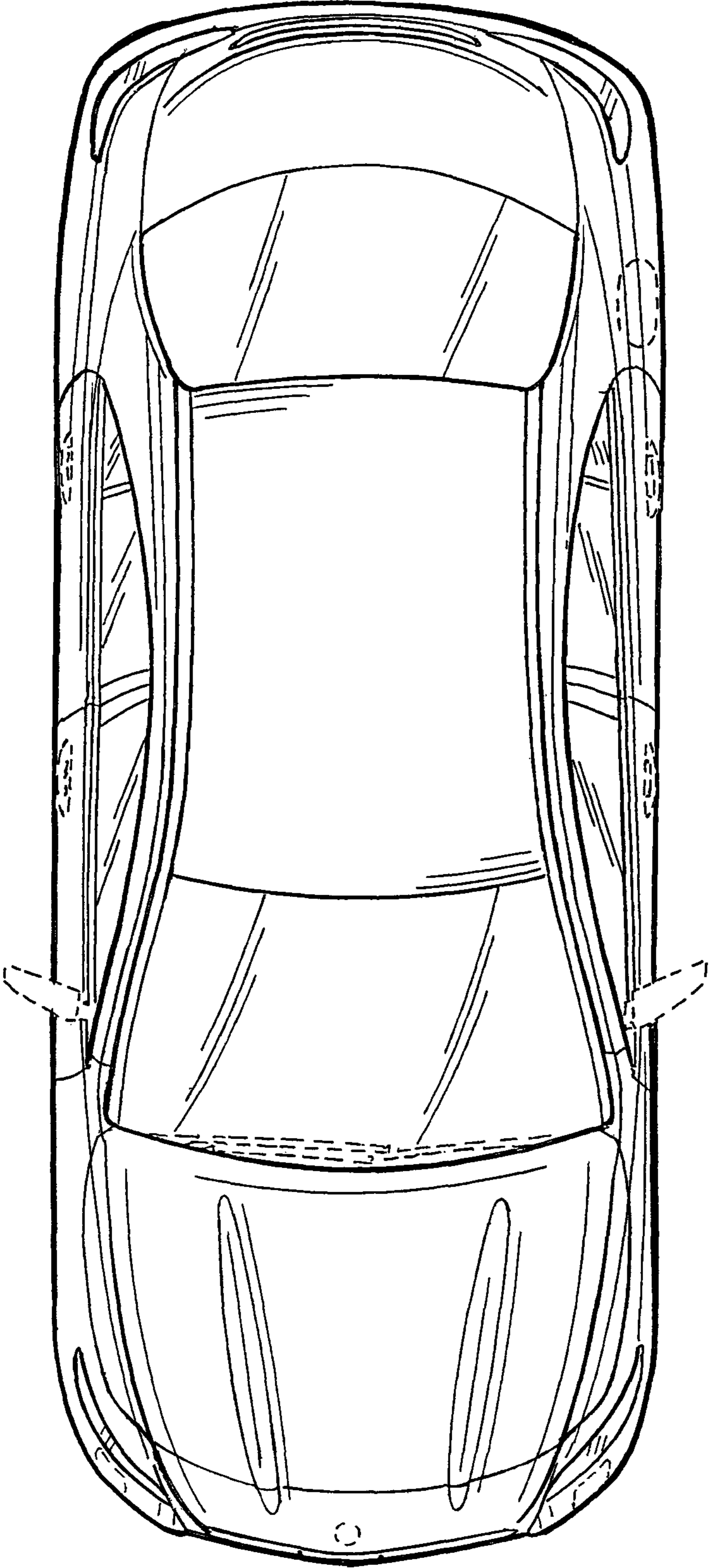


FIG. 7