



US00D680021S

(12) **United States Design Patent**
Parvex

(10) **Patent No.:** **US D680,021 S**
(45) **Date of Patent:** **** Apr. 16, 2013**

(54) **BRACELET**

(75) Inventor: **Isa Parvex**, Bagneux (FR)

(73) Assignee: **Montblanc-Simplo GmbH**, Hamburg (DE)

(**) Term: **14 Years**

(21) Appl. No.: **29/427,040**

(22) Filed: **Jul. 13, 2012**

(30) **Foreign Application Priority Data**

Jan. 16, 2012 (WO) DM/077 637

(51) **LOC (9) Cl.** **11-01**

(52) **U.S. Cl.**
USPC **D11/4**

(58) **Field of Classification Search** D11/1-39;
63/15, 15.1-15.4, 15.45, 15.5-15.7, 3, 3.1,
63/3.2, 4, 5.1; D28/39-43

See application file for complete search history.

(56) **References Cited**

U.S. PATENT DOCUMENTS

D164,165 S *	8/1951	Grant	D11/26
D246,960 S *	1/1978	Lossini	D11/4
D265,728 S *	8/1982	Bales	D11/27
D404,524 S *	1/1999	Tsai	D28/41
D469,713 S *	2/2003	Fornas	D11/37
D580,101 S *	11/2008	Pichon	D28/40
D619,027 S *	7/2010	Papadimitriou	D11/26
D624,842 S *	10/2010	Marks	D11/26
D652,339 S *	1/2012	Zander	D11/4

D653,150 S *	1/2012	Croak	D11/6
D654,623 S *	2/2012	Hsu	D28/41
D670,863 S *	11/2012	Hsu	D28/41

OTHER PUBLICATIONS

[online]http://1.bp.blogspot.com/-i_1e_uZ6kaY/T6D1GSMviHI/AAAAAAACqW/kH72e1JfkfE/s1600/Montblanc_Collection_Princesse_Grace_de_Monaco_Petales+Entrelaces_motif_band_gold_demipave_fullpave.jpg. Accessed Dec. 12, 2012.*
[online]http://2.bp.blogspot.com/-ZvxDwulm1lw/T3VS5LJQ3PI/AAAAAAADJA/Lq9ayn97kVc/s1600/Montblanc+P%C3%A9tales+de+Rose+series+1.jpg. Accessed Dec. 12, 2012.*

* cited by examiner

Primary Examiner — Jennifer Rivard

Assistant Examiner — Melanie Pellegrini

(74) *Attorney, Agent, or Firm* — Krieg DeVault LLP; Clifford W. Browning

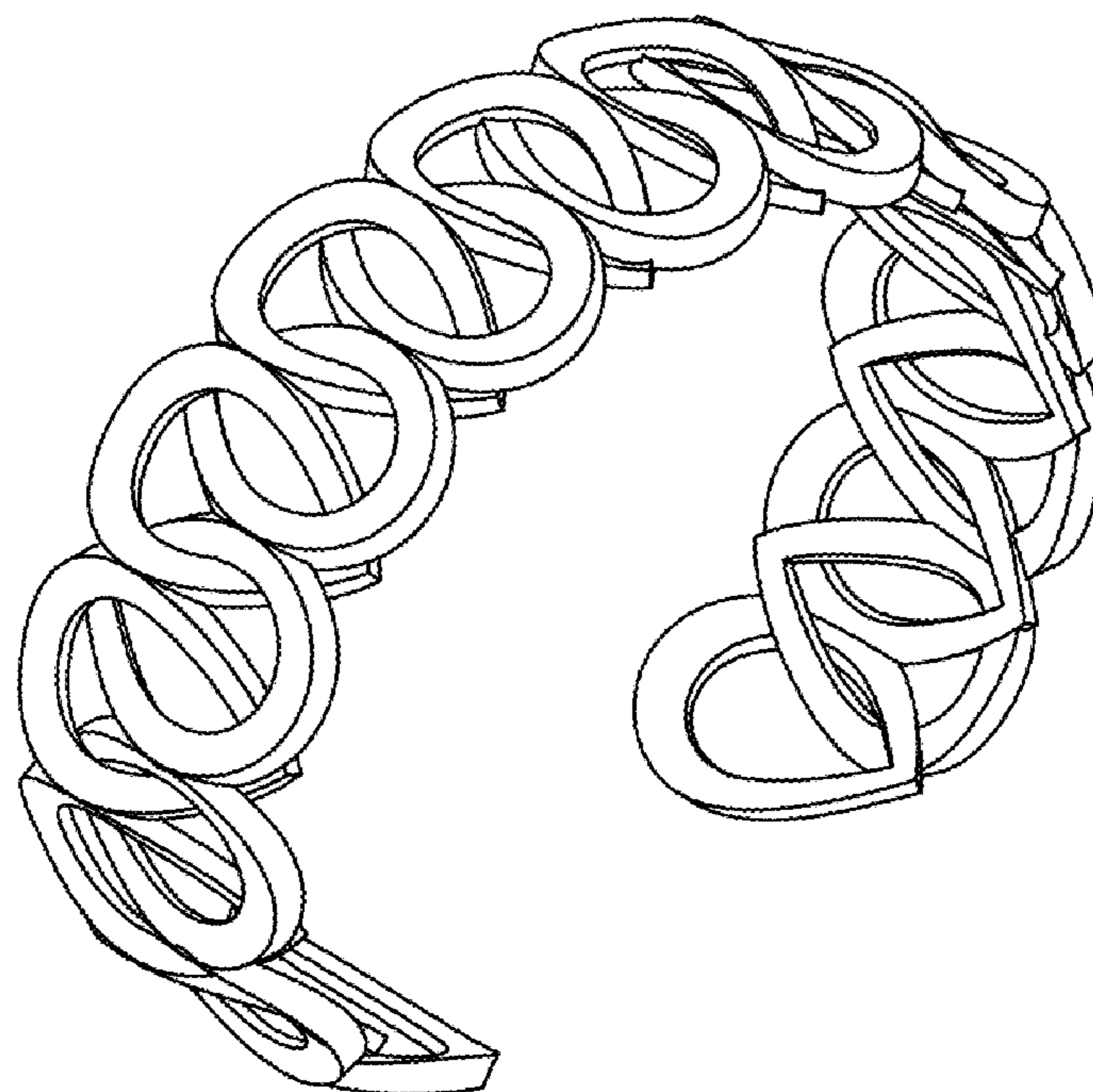
(57) **CLAIM**

The ornamental design for a bracelet, as shown and described.

DESCRIPTION

FIG. 1 is a top view of the bracelet of the present invention. FIG. 2 is a bottom view of the bracelet of FIG. 1. FIG. 3 is a right side view of the bracelet of FIG. 1. FIG. 4 is a left side view of the bracelet of FIG. 1. FIG. 5 is a front view of the bracelet of FIG. 1. FIG. 6 is a rear view of the bracelet of FIG. 1; and, FIG. 7 is a top, right-side perspective view of the bracelet of FIG. 1.

1 Claim, 1 Drawing Sheet






FIG. 1




FIG. 2




FIG. 3




FIG. 4

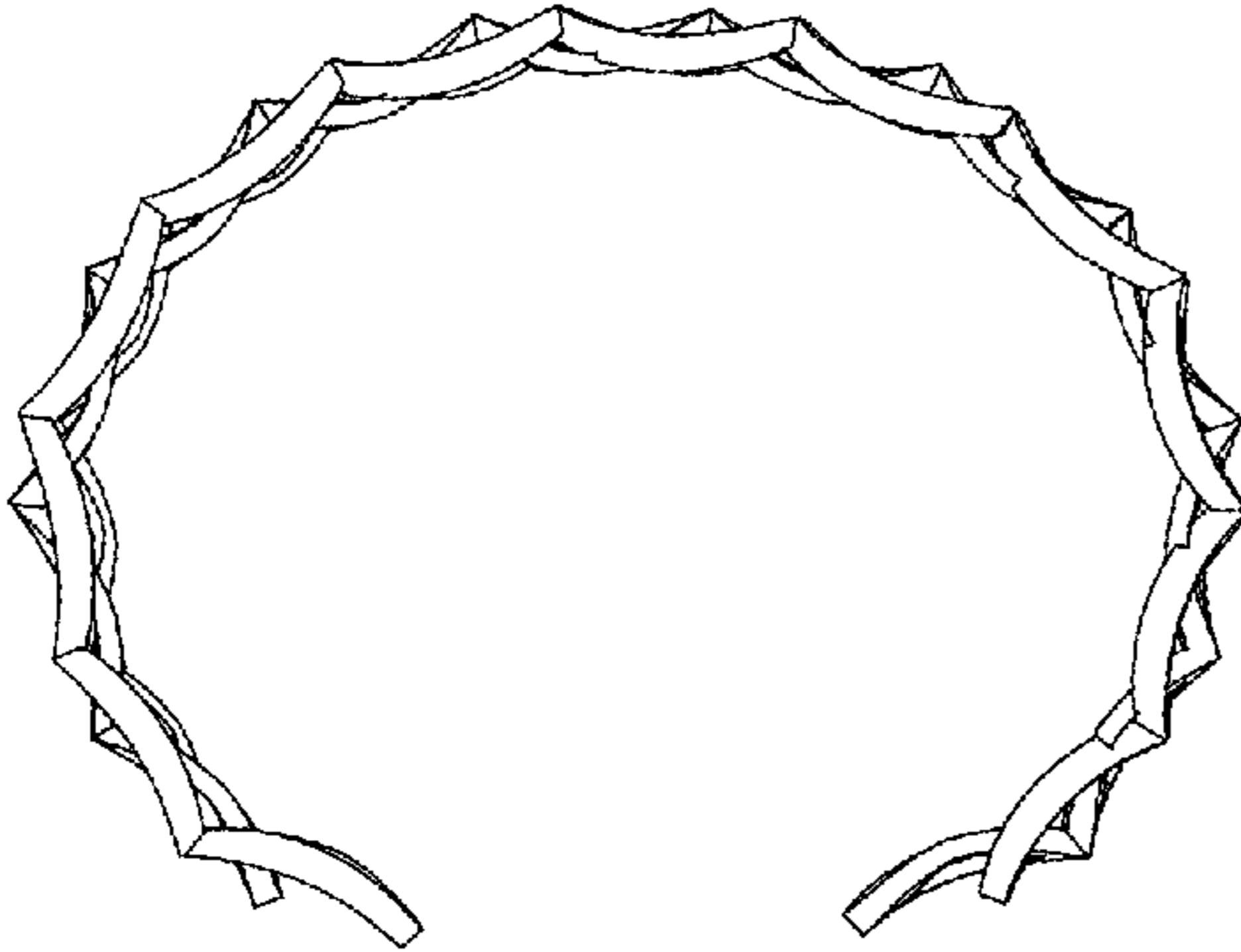


FIG. 5

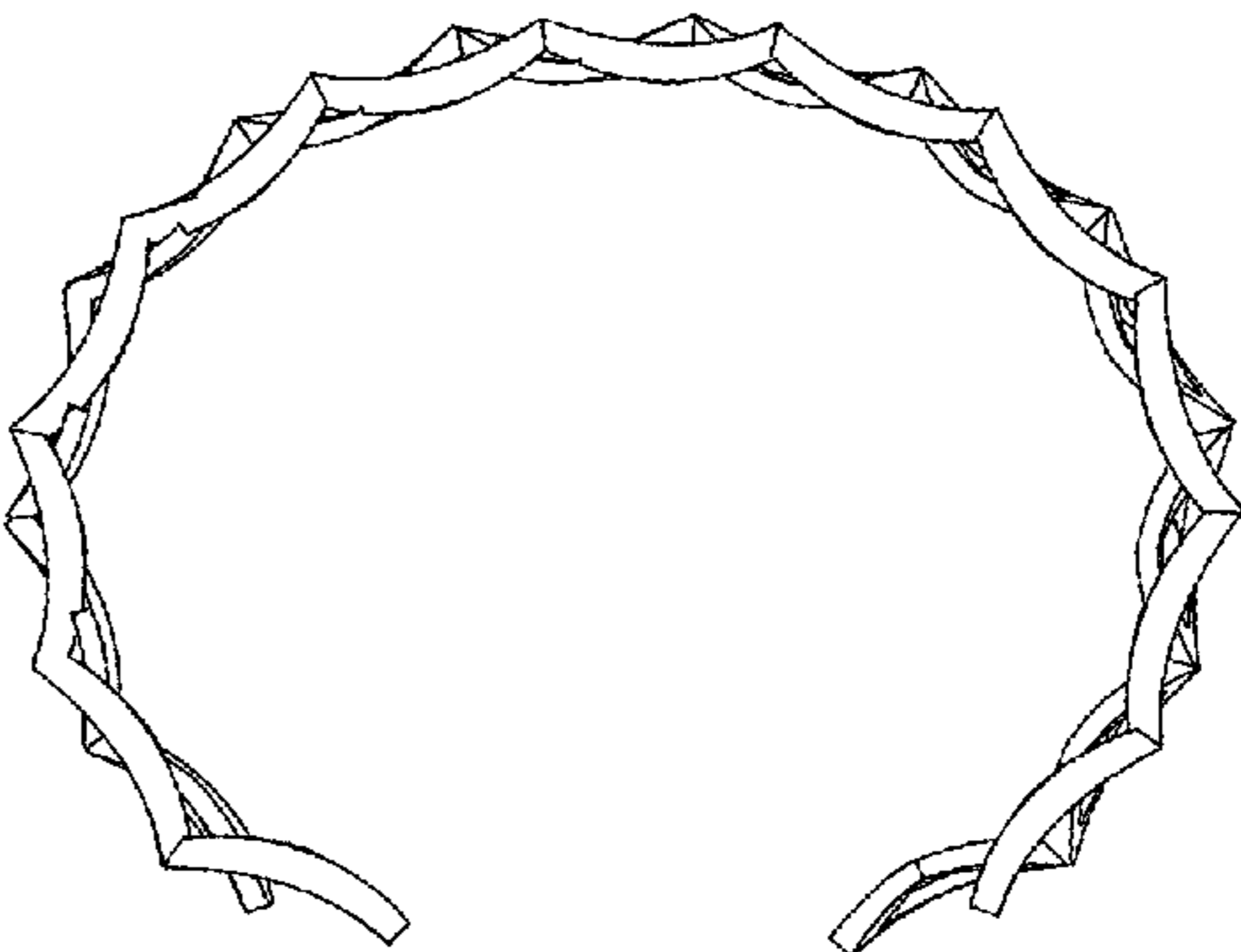


FIG. 6

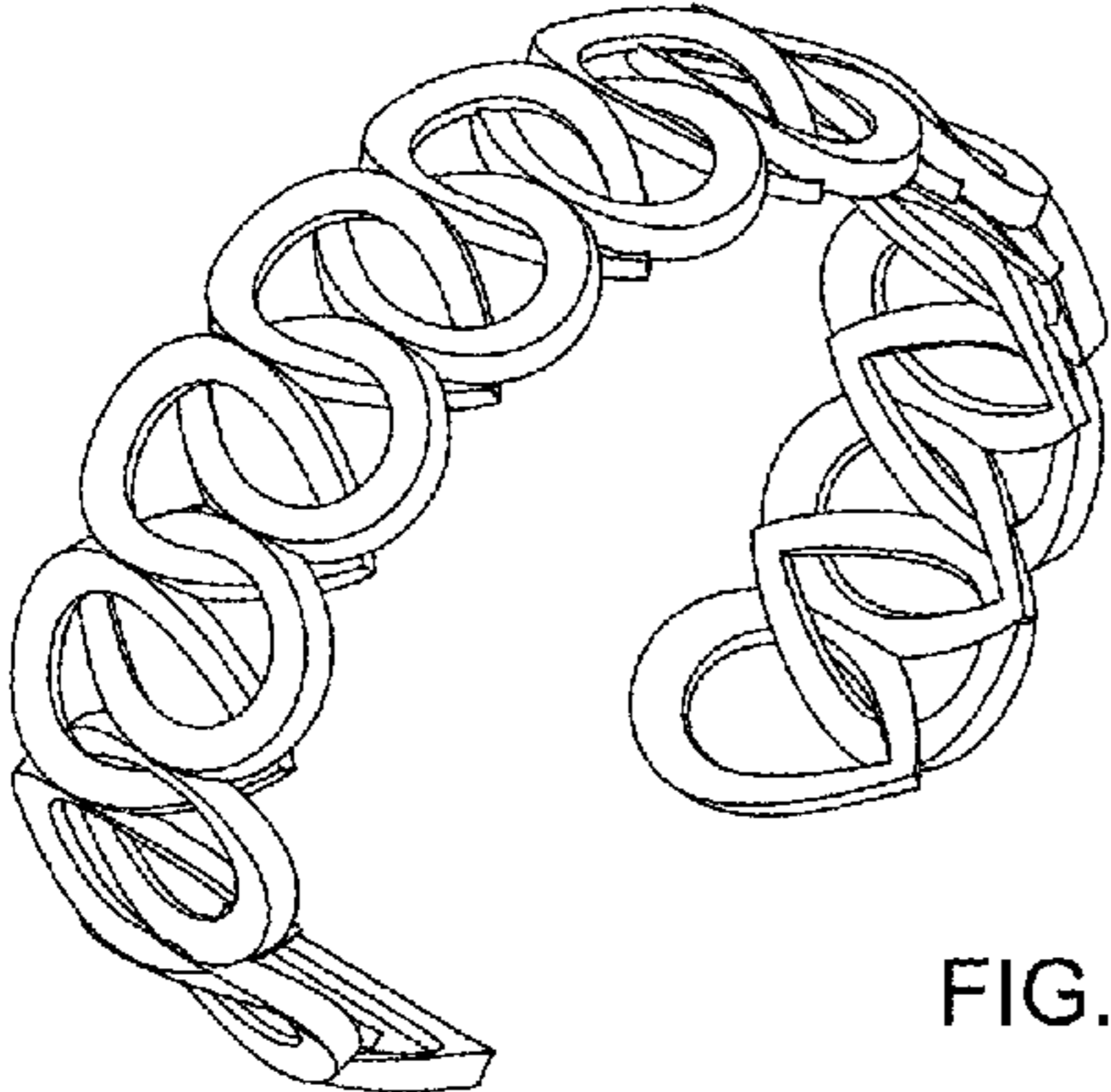


FIG. 7