



US00D680018S

(12) **United States Design Patent**
Dholakiya

(10) **Patent No.:** **US D680,018 S**

(45) **Date of Patent:** **** Apr. 16, 2013**

(54) **JEWELRY PIECE**

(71) Applicant: **Hasmukh Dholakiya**, North Bergen, NJ
(US)

(72) Inventor: **Hasmukh Dholakiya**, North Bergen, NJ
(US)

(**) Term: **14 Years**

(21) Appl. No.: **29/435,351**

(22) Filed: **Oct. 23, 2012**

(51) **LOC (9) Cl.** **11-01**

(52) **U.S. Cl.**
USPC **D11/1; D11/56**

(58) **Field of Classification Search** D11/1–26,
D11/40–44, 46–49, 53, 56–57, 59–61, 63,
D11/65, 79–86; 63/1.11, 18–20, 15
See application file for complete search history.

(56) **References Cited**

U.S. PATENT DOCUMENTS

D177,106 S *	3/1956	Katz	D11/69
D245,591 S *	8/1977	Rieger et al.	D11/44
D283,409 S *	4/1986	Hergert	D11/81
D440,518 S *	4/2001	Hauetter	D11/48
D486,751 S *	2/2004	Sperry	D11/56
D499,045 S *	11/2004	Swartz	D11/56
D533,477 S *	12/2006	Felley	D11/56
D547,229 S *	7/2007	Sandberg et al.	D11/81
D589,391 S *	3/2009	Sandberg	D11/86
D599,244 S *	9/2009	Momjian	D11/81
D610,480 S *	2/2010	Daswani	D11/1
D621,292 S *	8/2010	Phillips	D11/56

D628,932 S *	12/2010	Tirakian	D11/79
D636,693 S *	4/2011	Hegi	D11/1
D639,695 S *	6/2011	Nudelman	D11/56
D651,116 S *	12/2011	Eddlemon	D11/81
D657,282 S *	4/2012	dos Santos Villar Filho	D11/56
2007/0095103 A1 *	5/2007	Lai	63/13

* cited by examiner

Primary Examiner — Jennifer Rivard

Assistant Examiner — Melanie Pellegrini

(74) *Attorney, Agent, or Firm* — Jennifer Meredith, Esq.;
Meredith & Keyhani, PLLC

(57) **CLAIM**

I claim the ornamental design for the jewelry piece, as shown and described.

DESCRIPTION

FIG. 1 is a front elevational view of a jewelry piece showing my new design;
FIG. 2 is a front perspective view thereof;
FIG. 3 is a front elevational view thereof;
FIG. 4 is a front perspective view thereof;
FIG. 5 is a side perspective view thereof;
FIG. 6 is a rear elevational view thereof;
FIG. 7 is a side perspective view thereof;
FIG. 8 is a front elevational view thereof;
FIG. 9 is a front elevational view of a second embodiment of a jewelry piece showing my new design; and,
FIG. 10 is a front perspective view thereof.
The broken lines shown in the drawings illustrate environment and form no part of the claimed design.

1 Claim, 5 Drawing Sheets






FIG.1



FIG.2



FIG.3



FIG.4

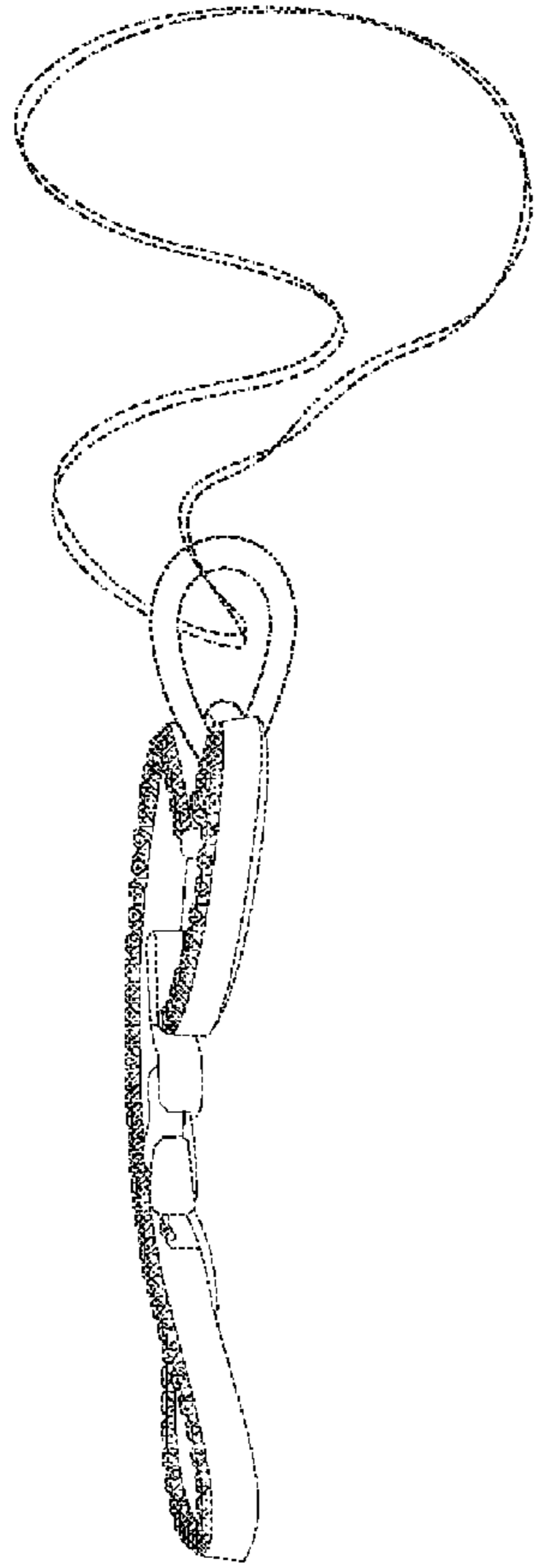


FIG. 5

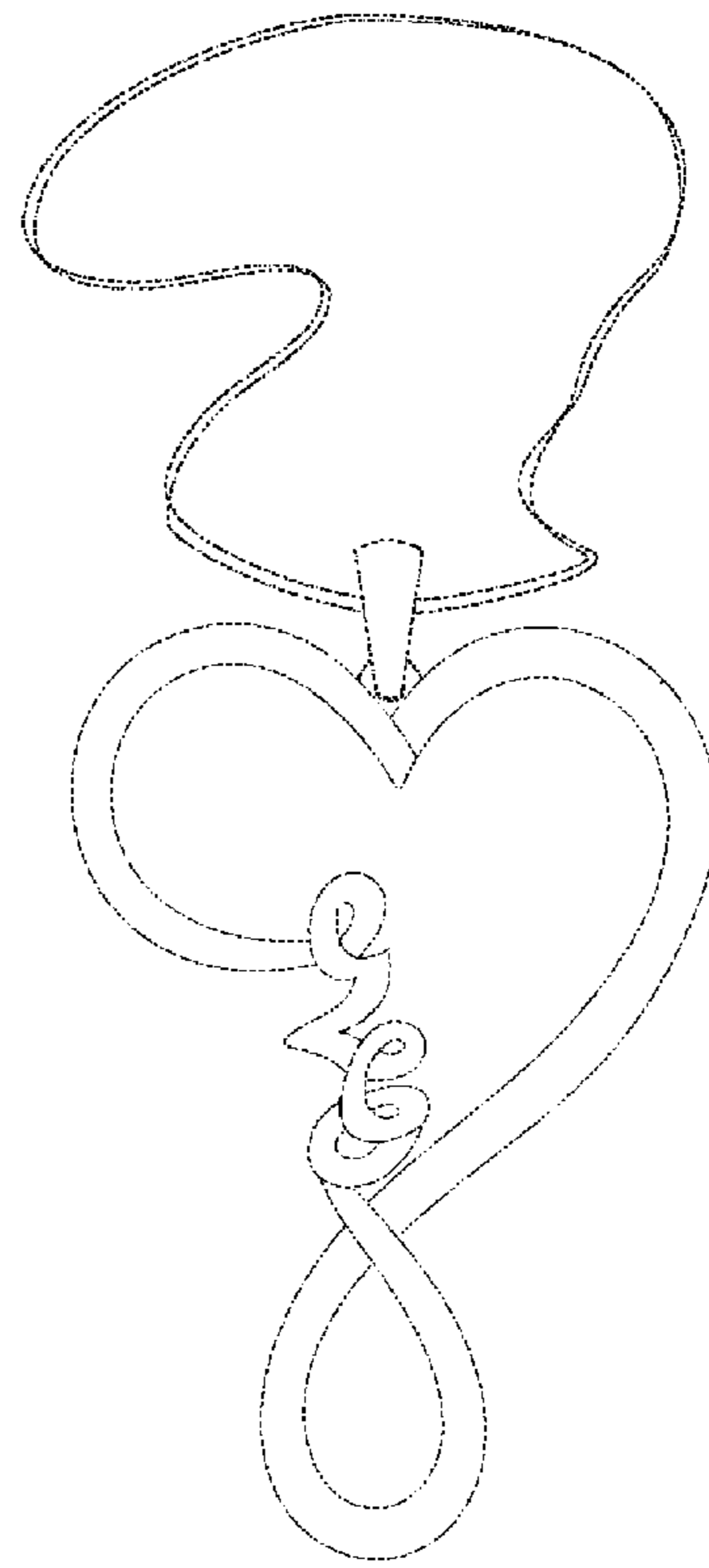


FIG. 6

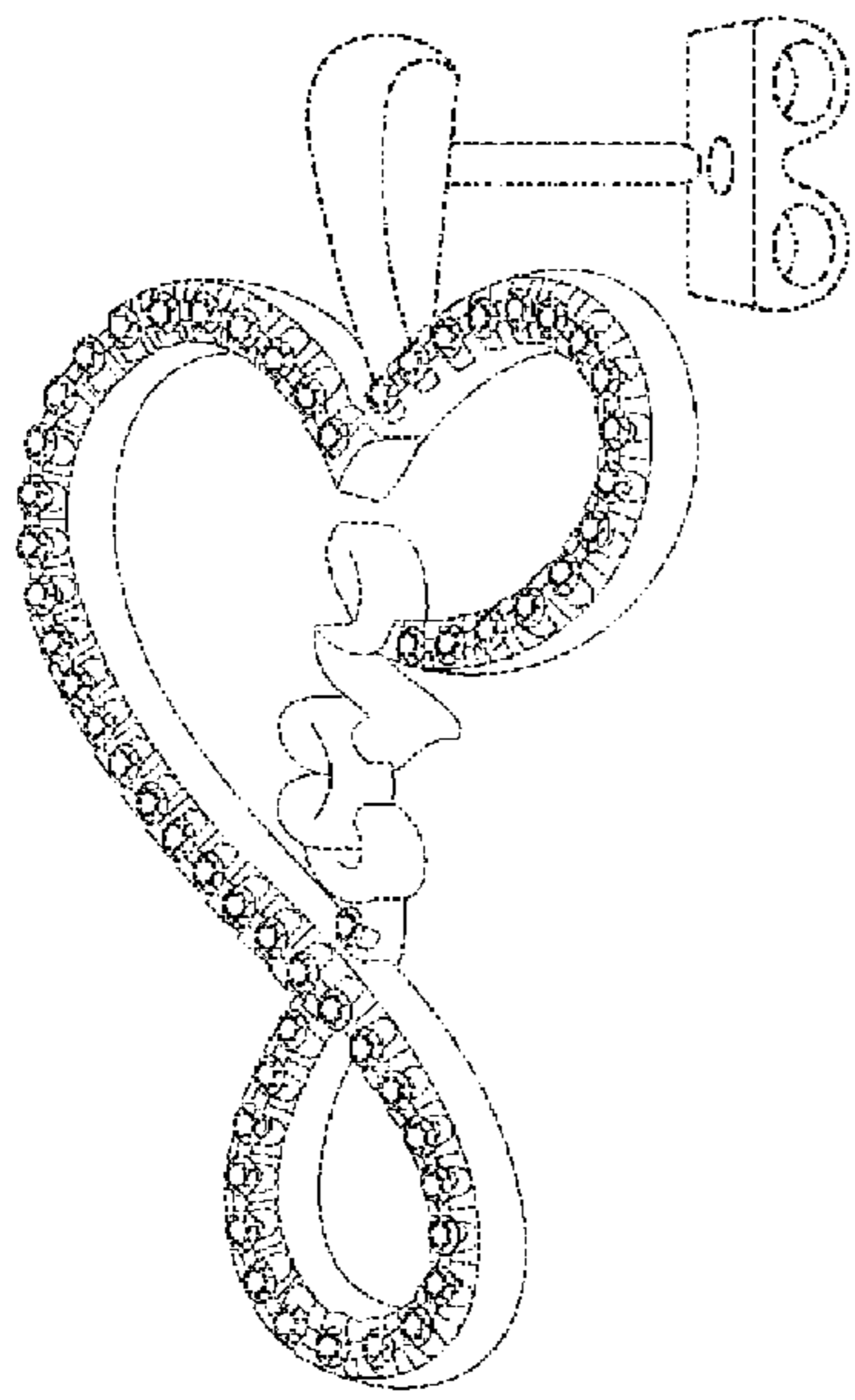


FIG. 7




FIG. 8




FIG. 9




FIG. 10