



US00D680017S

(12) **United States Design Patent**  
**Wiegel**

(10) **Patent No.:** **US D680,017 S**

(45) **Date of Patent:** **\*\* Apr. 16, 2013**

(54) **REFLECTIVE ROAD MARKER**

(71) Applicant: **Terry Wiegel**, Converse, TX (US)

(72) Inventor: **Terry Wiegel**, Converse, TX (US)

(\*\*) Term: **14 Years**

(21) Appl. No.: **29/433,393**

(22) Filed: **Sep. 28, 2012**

(51) **LOC (9) Cl.** ..... **10-05**

(52) **U.S. Cl.**  
USPC ..... **D10/113.1**

(58) **Field of Classification Search** ..... D10/111,  
D10/113.1-113.3; 404/16  
See application file for complete search history.

(56) **References Cited**

U.S. PATENT DOCUMENTS

- D87,019 S \* 5/1932 Osbrink ..... D10/113.1
- D106,675 S \* 10/1937 Osbrink ..... D10/113.1
- D301,209 S \* 5/1989 Sakko ..... D10/113.1

- D320,759 S \* 10/1991 Sakko ..... D10/113.1
- D346,984 S \* 5/1994 Hedgewick ..... D10/113.1
- D649,897 S \* 12/2011 Jones ..... D10/106.9

\* cited by examiner

*Primary Examiner* — George D Kirschbaum



(57) **CLAIM**

The ornamental design for a reflective road marker, as shown and described.

**DESCRIPTION**

FIG. 1 is a top view of the reflective road marker.  
 FIG. 2 is a rear view thereof.  
 FIG. 3 is a right side view thereof.  
 FIG. 4 is a bottom view thereof.  
 FIG. 5 is a left side view thereof.  
 FIG. 6 is a front view thereof.  
 FIG. 7 is a front perspective view thereof; and,  
 FIG. 8 is a rear perspective view thereof.

**1 Claim, 3 Drawing Sheets**



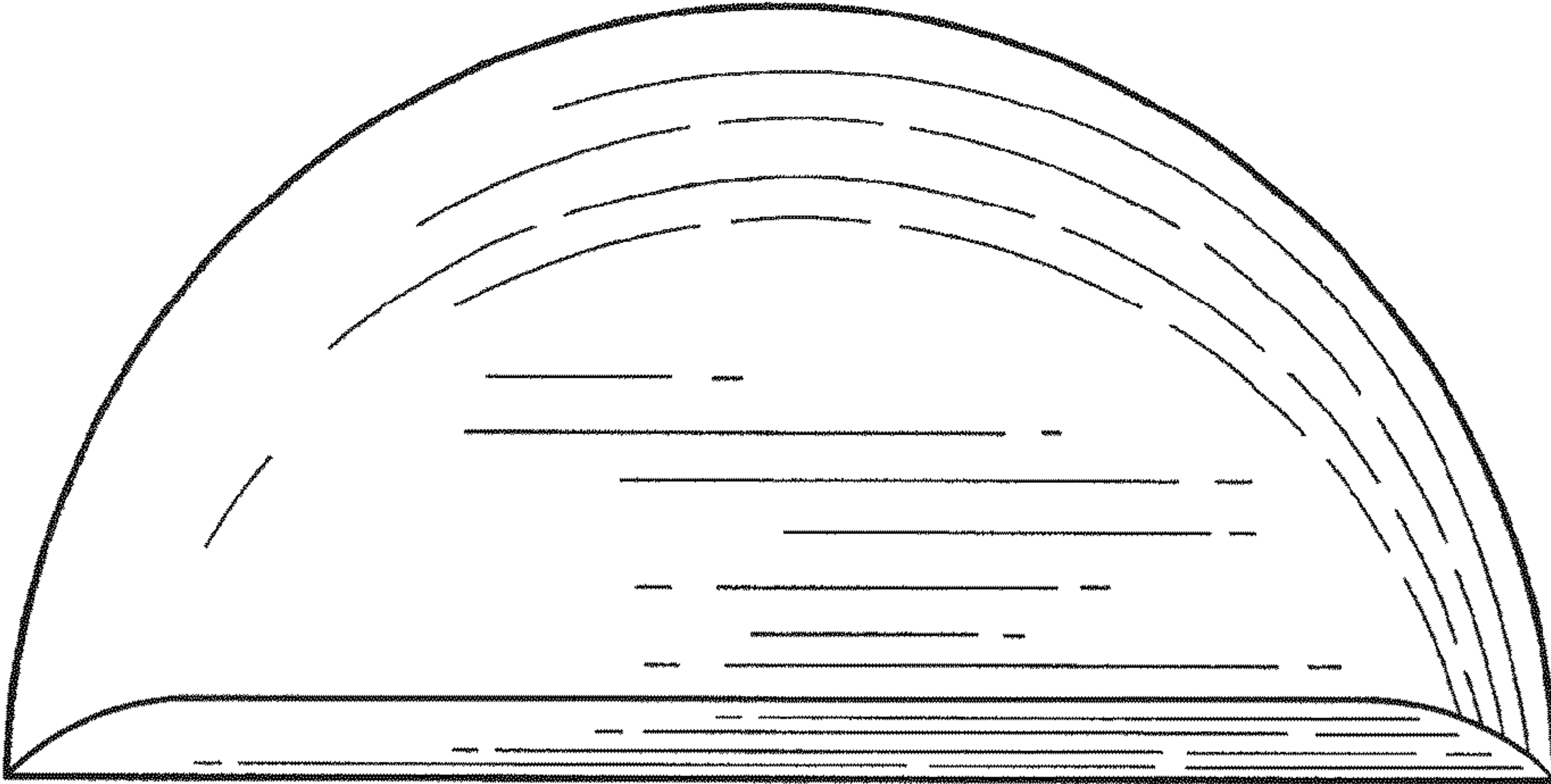


Fig. 1




Fig. 2



Fig. 3

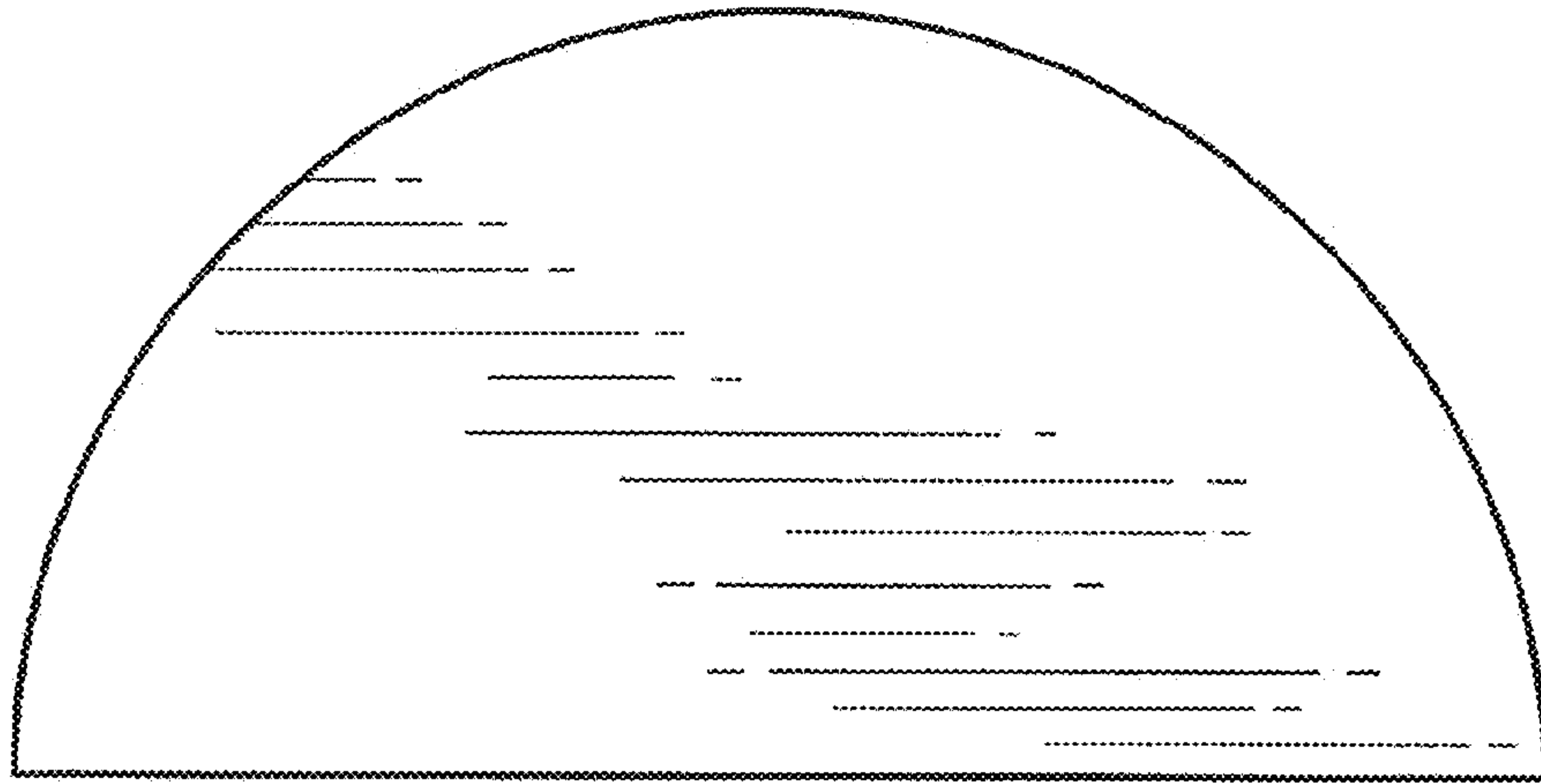


Fig. 4




Fig. 5



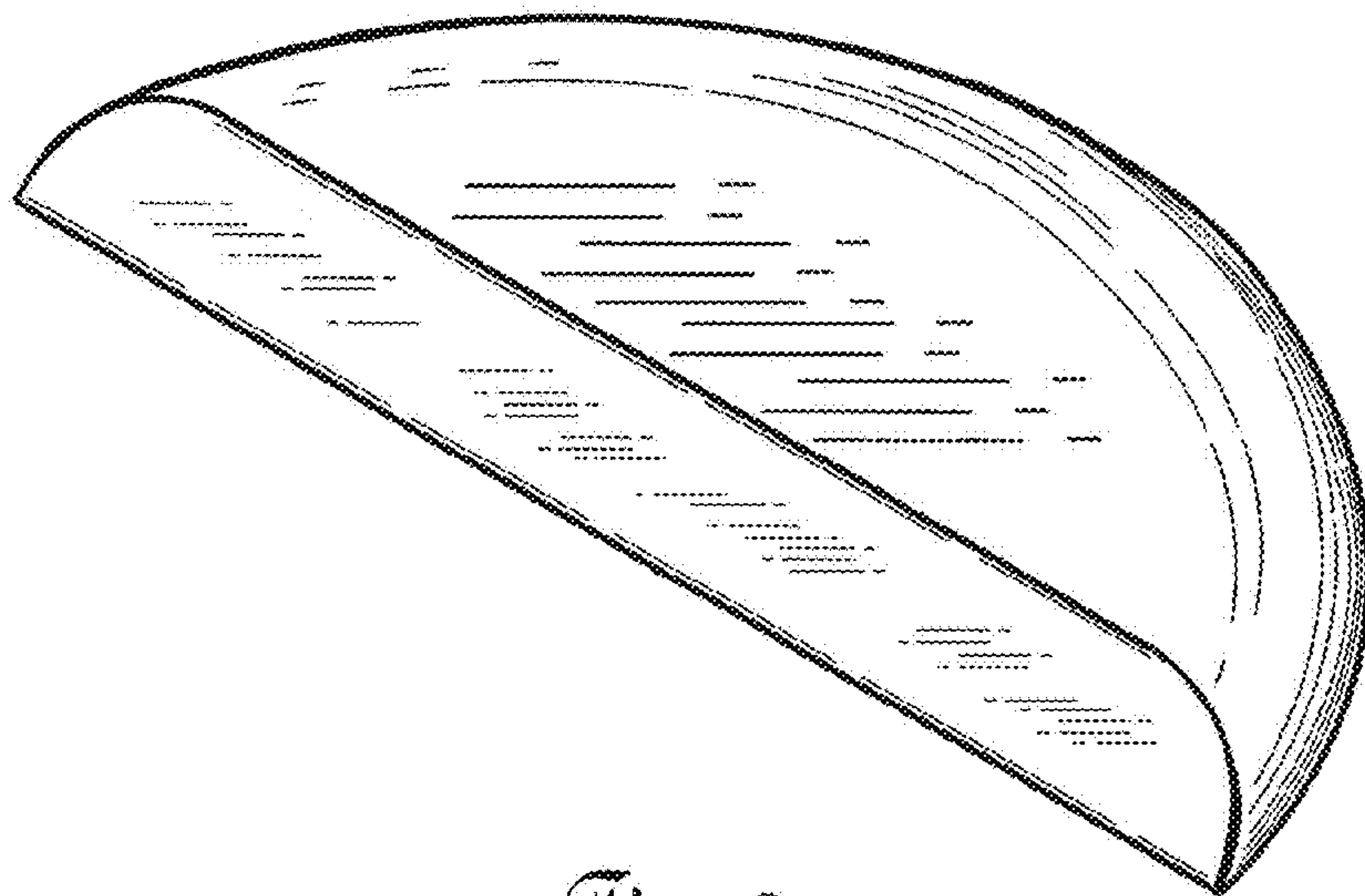


Fig. 6



*Fig. 7*



*Fig. 8*