



US00D680003S

(12) **United States Design Patent**
Desjardins

(10) **Patent No.:** **US D680,003 S**

(45) **Date of Patent:** **** Apr. 16, 2013**

(54) **PLASTIC BOTTLE**

(75) Inventor: **Serge Desjardins**, Hudson (CA)

(73) Assignee: **Industries Lassonde Inc.**, Rougemont,
Quebec (CA)

(**) Term: **14 Years**

(21) Appl. No.: **29/412,079**

(22) Filed: **Jan. 30, 2012**

(30) **Foreign Application Priority Data**

Dec. 22, 2011 (CA) 143813

(51) **LOC (9) Cl.** **09-01**

(52) **U.S. Cl.**
USPC **D9/560; D9/565; D9/570; D9/571;**
D9/574

(58) **Field of Classification Search** D9/646,
D9/658, 516, 530, 541-543, 546, 559-560,
D9/563-564, 571, 574-575; 215/381-385
See application file for complete search history.

(56) **References Cited**

U.S. PATENT DOCUMENTS

D74,066 S *	12/1927	Mas	D9/681
D195,368 S *	6/1963	Koenigsberg	D9/542
D196,818 S *	11/1963	Roberts	D9/542
D206,464 S *	12/1966	Roberts	D9/571 X
D233,828 S *	12/1974	Leary	D9/541
D240,505 S *	7/1976	Koenigsberg	D9/542
D352,461 S *	11/1994	Flanagan et al.	D9/542
D353,542 S	12/1994	Beaver		
D392,894 S	3/1998	Steih et al.		
D423,935 S	5/2000	Frazer		
D456,272 S *	4/2002	Sadeghi et al.	D9/560
D457,437 S *	5/2002	Sadeghi et al.	D9/530
D458,146 S	6/2002	Sadeghi et al.		
D458,147 S	6/2002	Sadeghi et al.		

D458,148 S	6/2002	Sadeghi et al.		
D477,066 S *	7/2003	Lonczak et al.	D9/658
D486,739 S	2/2004	Taylor et al.		
D488,060 S *	4/2004	Yourist	D9/658
6,997,336 B2 *	2/2006	Yourist et al.	215/381 X
D525,141 S *	7/2006	Beard et al.	D9/646
D526,209 S *	8/2006	Beard et al.	D9/646
D526,210 S *	8/2006	Beard et al.	D9/646
D526,905 S *	8/2006	Beard et al.	D9/646
D537,492 S	2/2007	Paolucci et al.		
D539,158 S *	3/2007	Miller et al.	D9/541
D539,159 S *	3/2007	Slat et al.	D9/541
D539,658 S	4/2007	Slat		
D547,665 S	7/2007	Lepoitevin		
D573,031 S	7/2008	Hestehave		
D577,593 S	9/2008	Hestehave		

(Continued)

Primary Examiner — Carol P Rademaker

(74) *Attorney, Agent, or Firm* — Leydig, Voit & Mayer, Ltd.

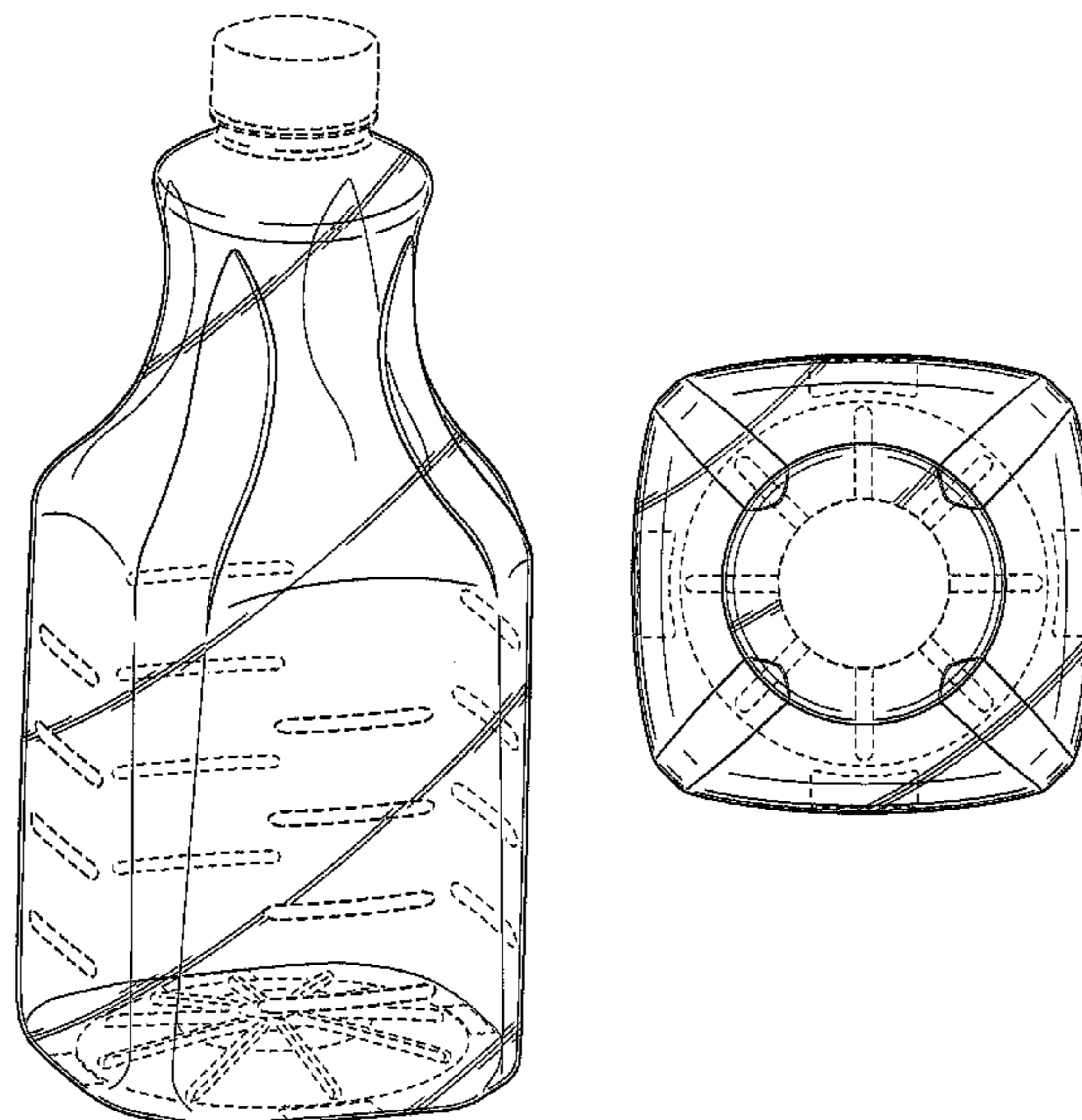
(57) **CLAIM**

I claim the ornamental design for a plastic bottle, as shown and described.

DESCRIPTION

FIG. 1 is a top, front, right side perspective view of a plastic bottle according to the present invention;
 FIG. 2 is a front elevational view thereof; the rear elevational view, left side elevational view, and right side elevational views being identical;
 FIG. 3 is a front and right side corner elevational view thereof; the front and left side corner view, rear and left side corner view, and rear and right side corner view elevational views being identical;
 FIG. 4 is top plan view thereof; and,
 FIG. 5 is a bottom plan view thereof.
 The broken lines shown in the drawing views are included for the purpose of illustrating environmental structure and form no part of the claimed design.

1 Claim, 4 Drawing Sheets



US D680,003 S

Page 2

U.S. PATENT DOCUMENTS

D578,007 S	10/2008	Hestehave		
D578,399 S	10/2008	Hestehave		
D579,338 S	10/2008	Hestehave		
D588,463 S	3/2009	Forget		
D591,608 S *	5/2009	Marotti et al.	D9/571	
D617,203 S *	6/2010	Yourist	D9/544	
D623,531 S	9/2010	Ungrady et al.		
D641,638 S	7/2011	Stengel		
D659,006 S *	5/2012	Wiescinski et al.	D9/542	
D664,857 S *	8/2012	Finlay et al.	D9/560	
D666,915 S *	9/2012	Wiescinski et al.	D9/541	
D666,916 S *	9/2012	Enciso et al.	D9/541	
D666,918 S *	9/2012	Finlay et al.	D9/560	

* cited by examiner

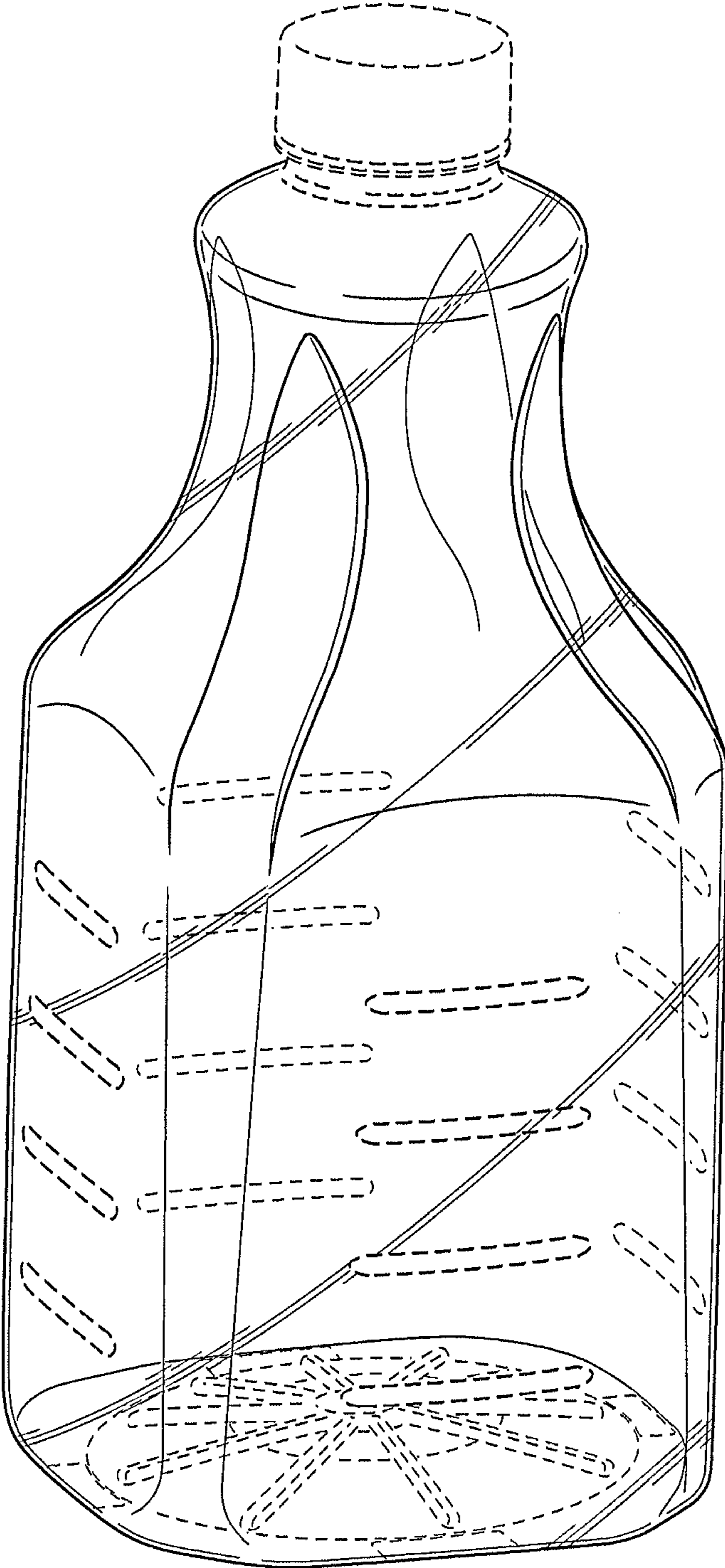


FIG. 1

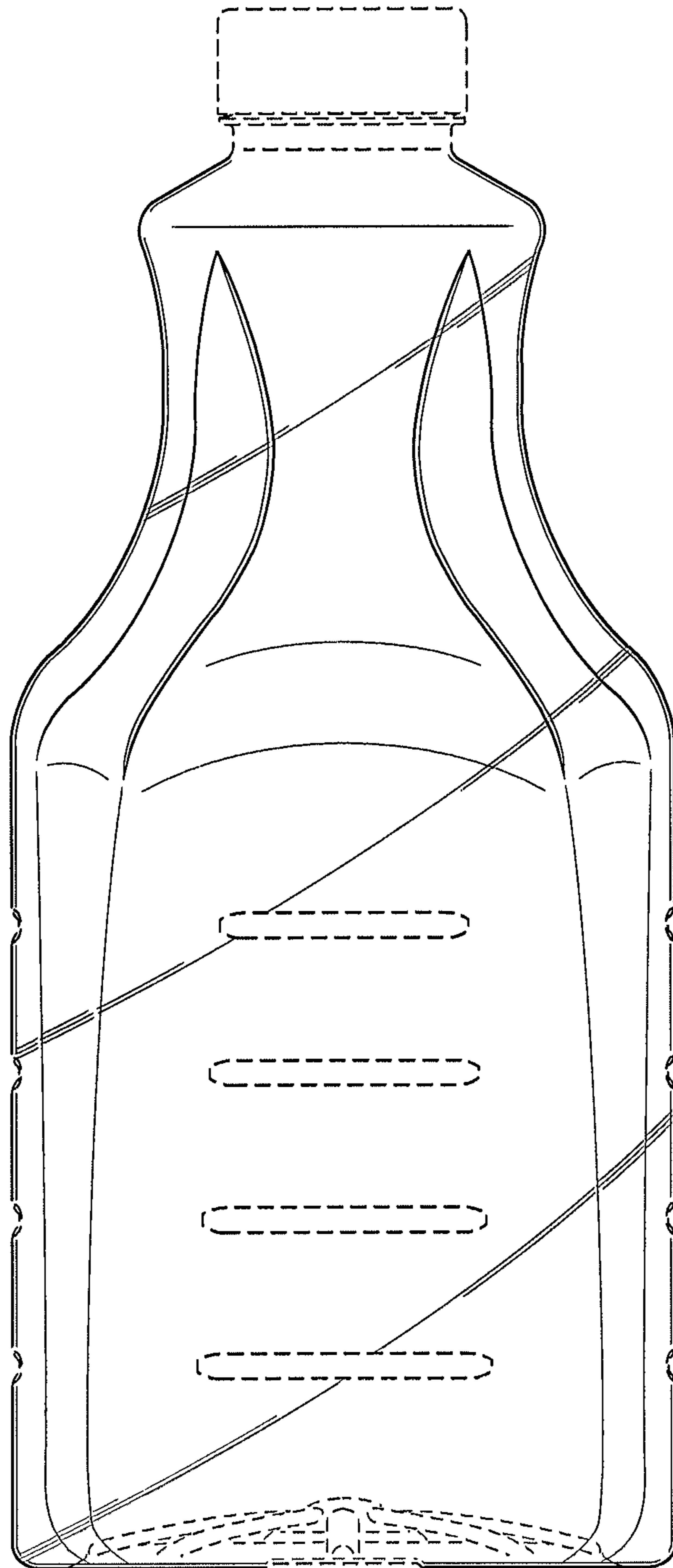


FIG. 2

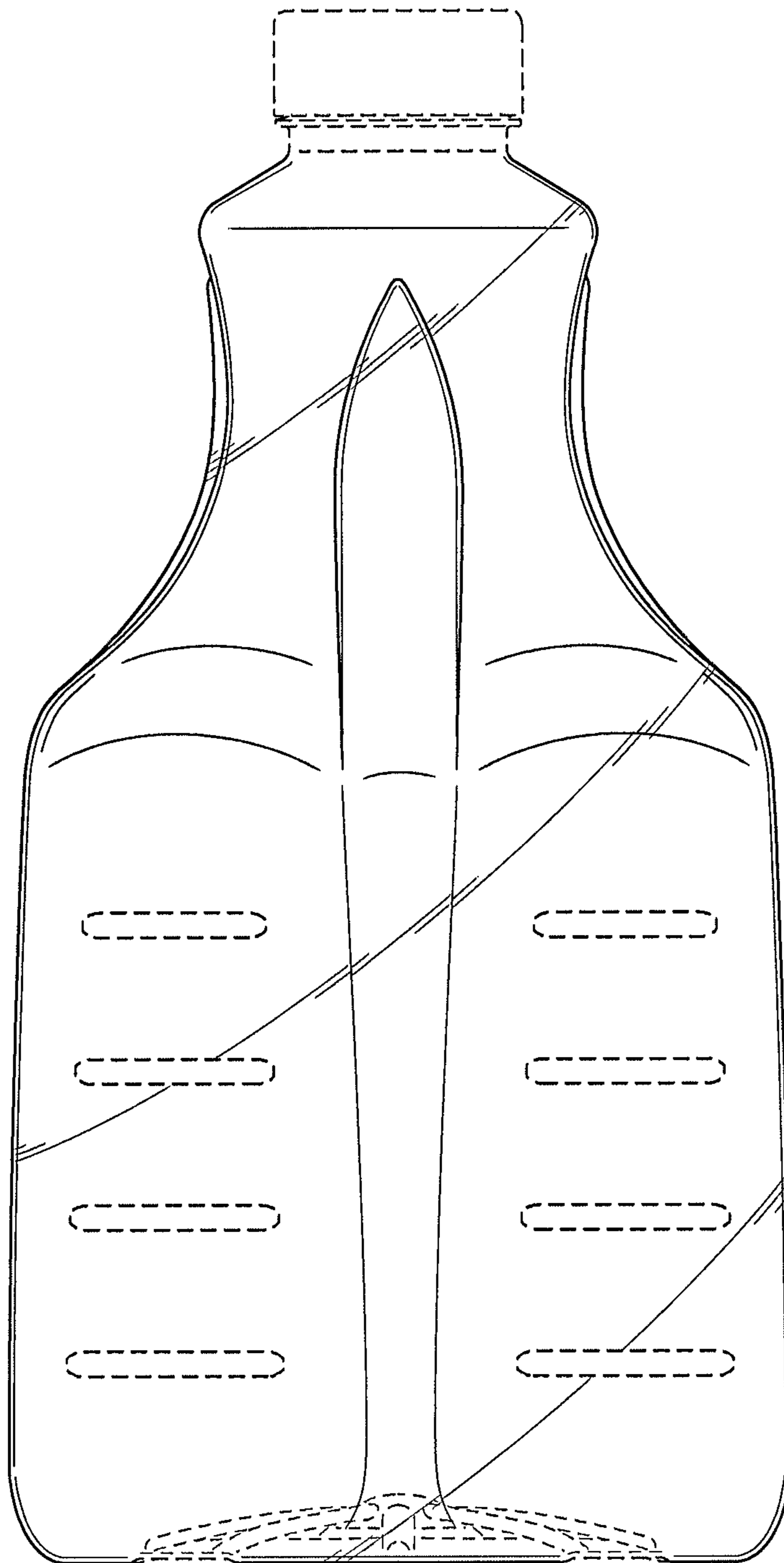


FIG. 3

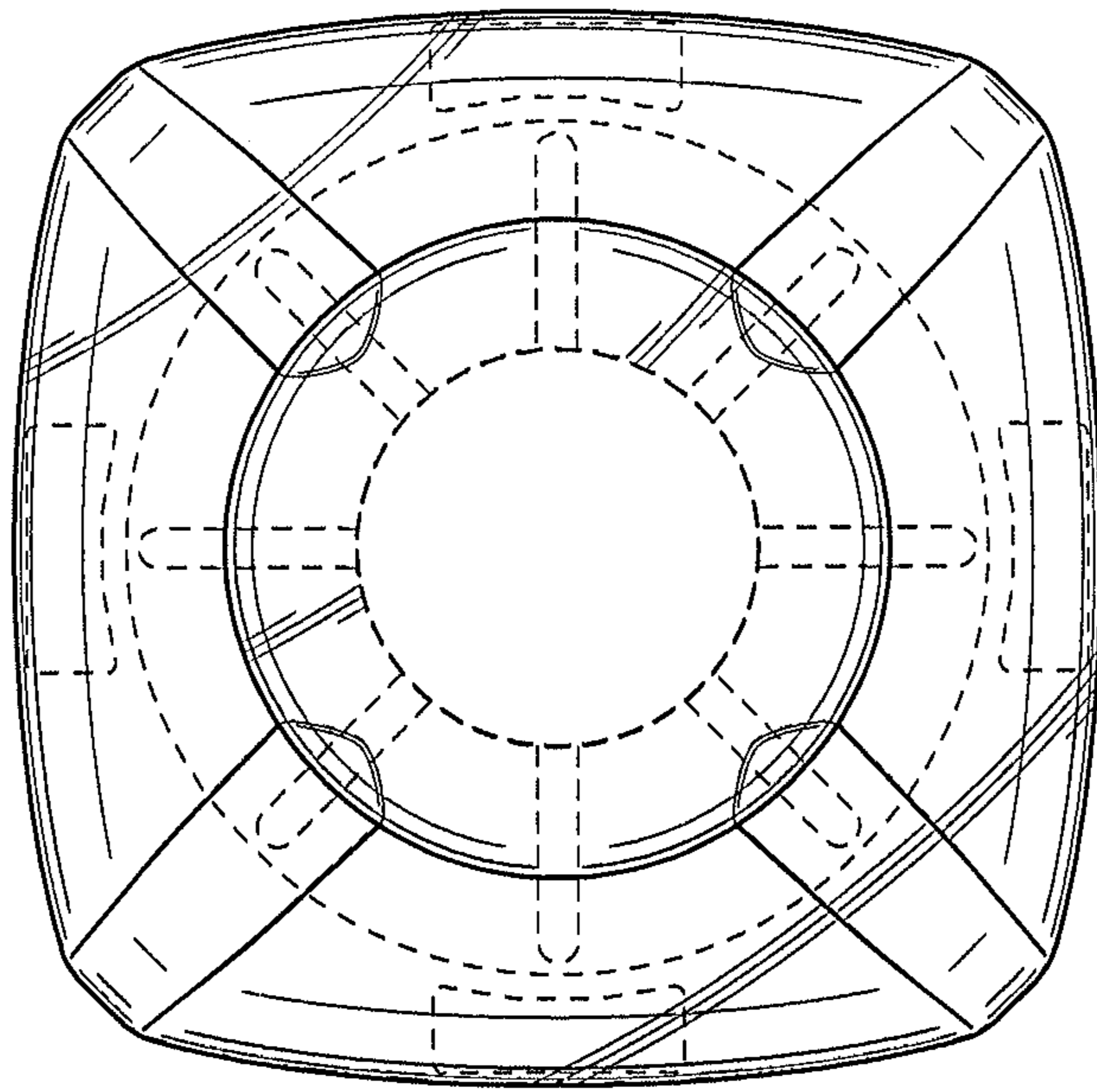


FIG. 4

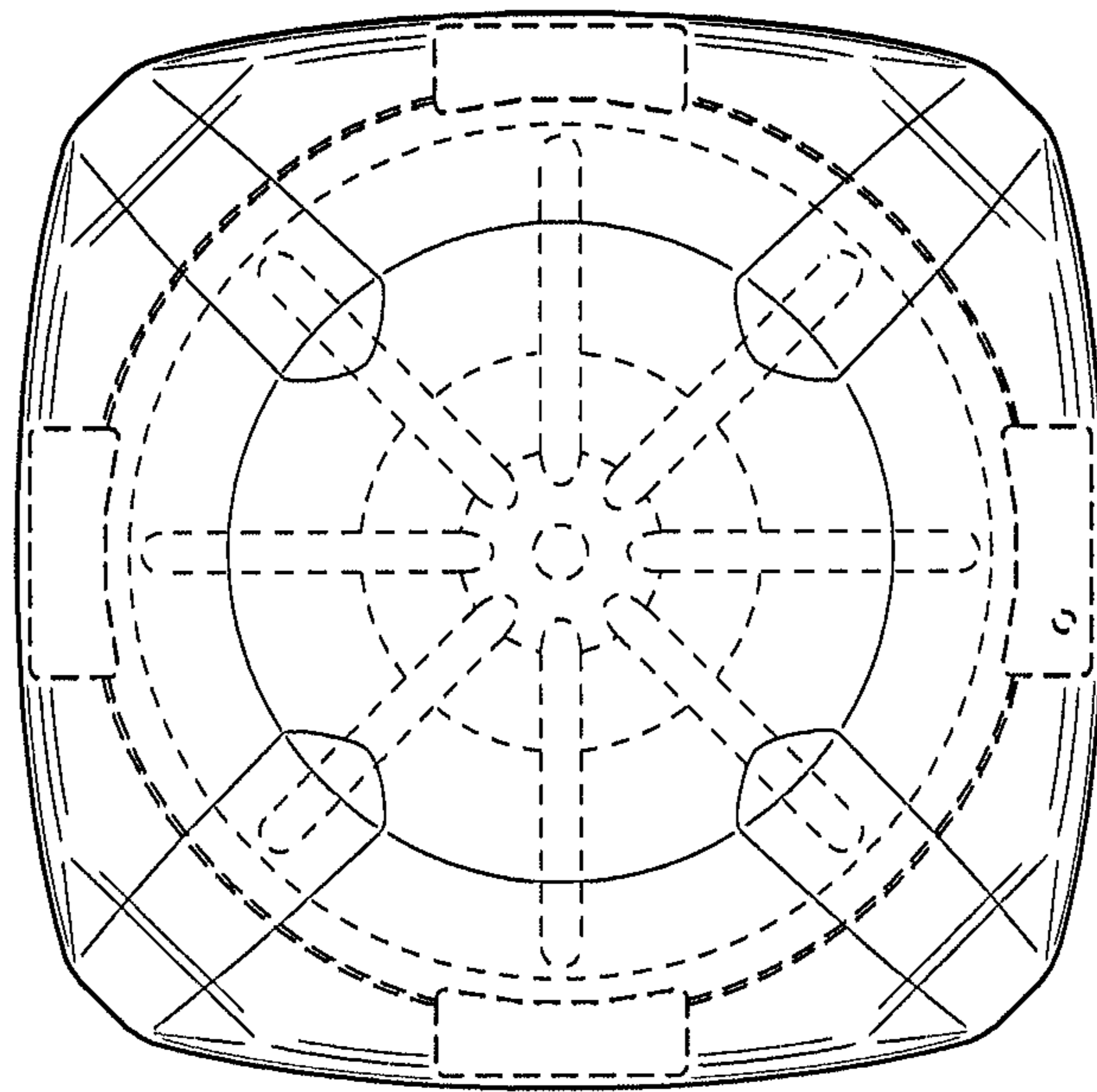


FIG. 5