



US00D679969S

(12) **United States Design Patent**  
**Beckwith et al.**

(10) **Patent No.:** **US D679,969 S**  
(45) **Date of Patent:** **\*\* Apr. 16, 2013**

- (54) **HANDLE SECTION OF A TOOL**
- (75) Inventors: **Jonathan S. Beckwith**, Raleigh, NC (US); **Daryll Scott Evans**, Winchester, VA (US); **John Evans Fontana**, Winchester, VA (US)
- (73) Assignee: **Apex Brands, Inc.**, Sparks, MD (US)
- (\*\*) Term: **14 Years**
- (21) Appl. No.: **29/416,378**
- (22) Filed: **Mar. 21, 2012**
- (51) **LOC (9) Cl.** ..... **08-05**
- (52) **U.S. Cl.**  
USPC ..... **D8/28**
- (58) **Field of Classification Search** ..... D8/21-29;  
81/60, 177.1, 177.85, 121.1, 124.3, 165-170,  
81/110.1, 176.2, 124.6, 176.1, 176.15, 177.2,  
81/186, 125, 119, 180.1, 185.02; 16/110.1;  
D15/144.1; 219/75, 227, 229, 121.16, 121.18  
See application file for complete search history.

|                |        |              |       |        |
|----------------|--------|--------------|-------|--------|
| D506,371 S *   | 6/2005 | Hsien        | ..... | D8/27  |
| D541,122 S *   | 4/2007 | Chaconas     | ..... | D8/40  |
| D636,649 S *   | 4/2011 | Christopher  | ..... | D8/28  |
| 8,136,427 B2 * | 3/2012 | James        | ..... | 81/119 |
| D660,110 S *   | 5/2012 | Yang et al.  | ..... | D8/28  |
| 8,245,357 B2 * | 8/2012 | Kajio et al. | ..... | 16/444 |

\* cited by examiner

*Primary Examiner* — Raphael Barkai  
*Assistant Examiner* — Randall Gholson  
(74) *Attorney, Agent, or Firm* — Coats & Bennett, P.L.L.C.

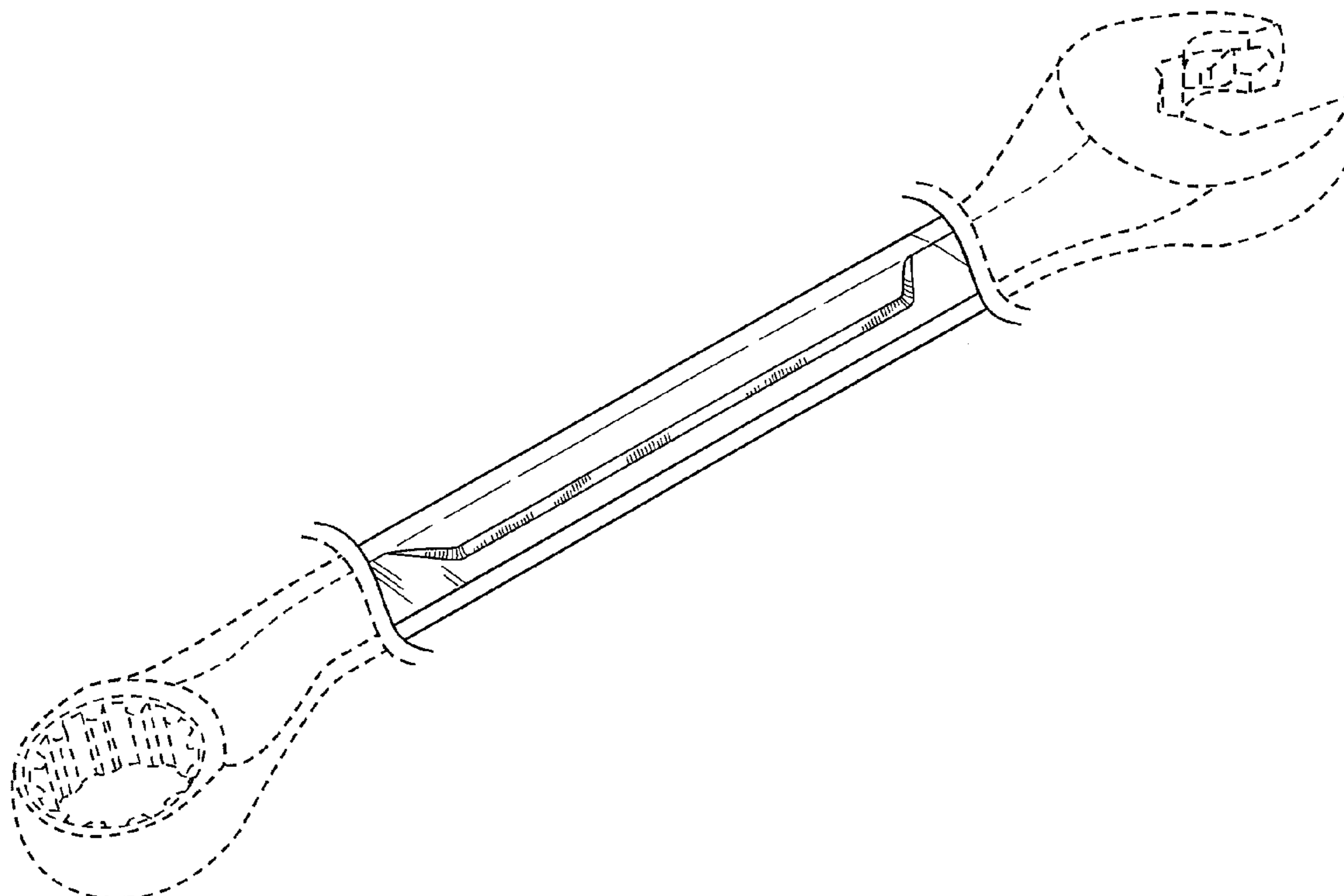
(57) **CLAIM**  
The ornamental design for a handle section of a tool, as shown and described.

**DESCRIPTION**

FIG. 1 is a perspective view of our design for a handle section of a tool;  
FIG. 2 is a top view thereof;  
FIG. 3 is a bottom view thereof;  
FIG. 4 is a left side view thereof;  
FIG. 5 is a right side view thereof; and,  
FIG. 6 is a sectional view thereof at cross-section VI-VI of FIG. 2.  
The portion of the tool shown in broken lines are environmental only and form no part of the claimed design.

**1 Claim, 4 Drawing Sheets**

- (56) **References Cited**  
  
U.S. PATENT DOCUMENTS  
D476,868 S \* 7/2003 Wright et al. .... D8/28  
D486,367 S \* 2/2004 Tillet ..... D8/28



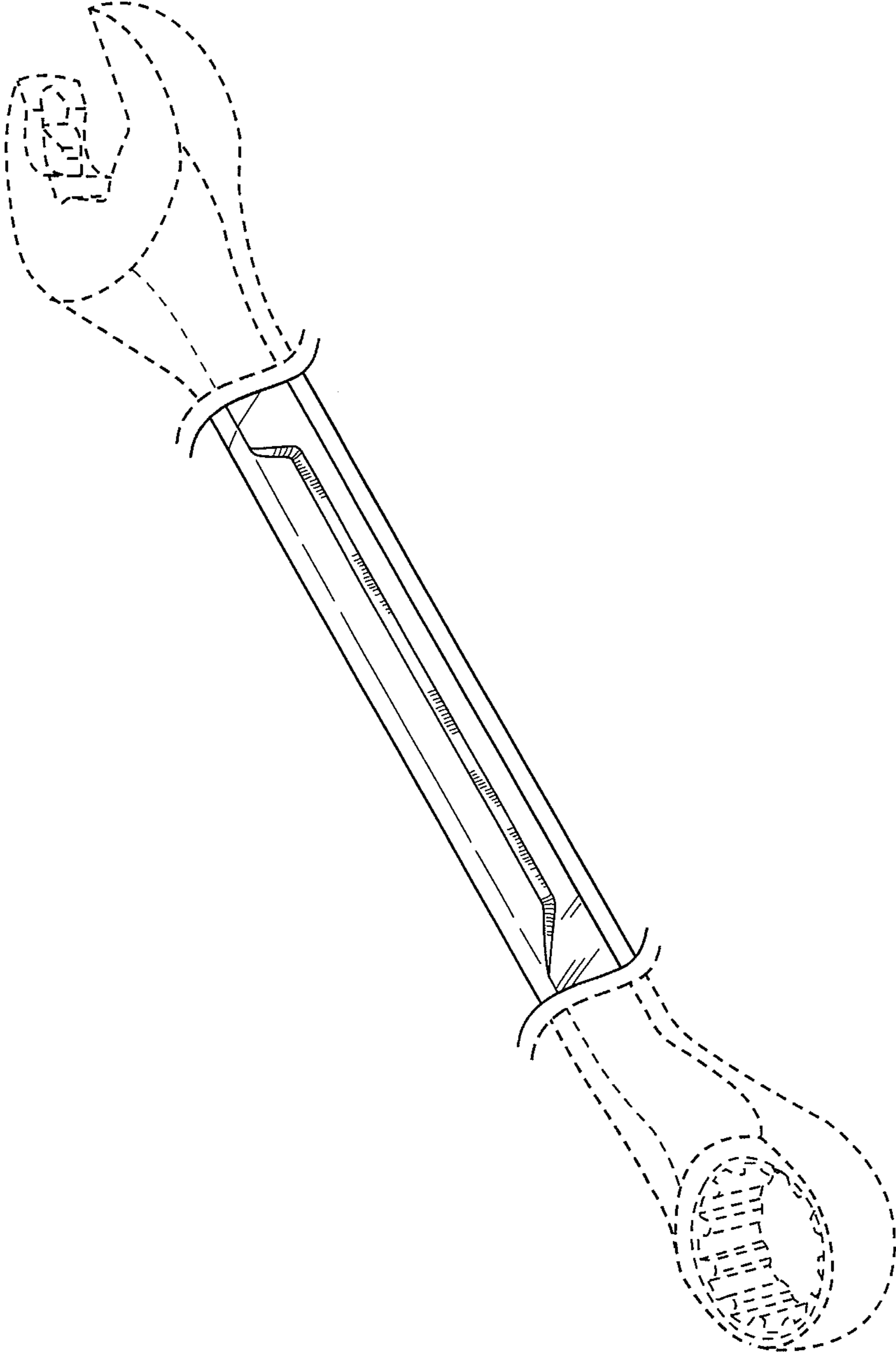


FIG. 1

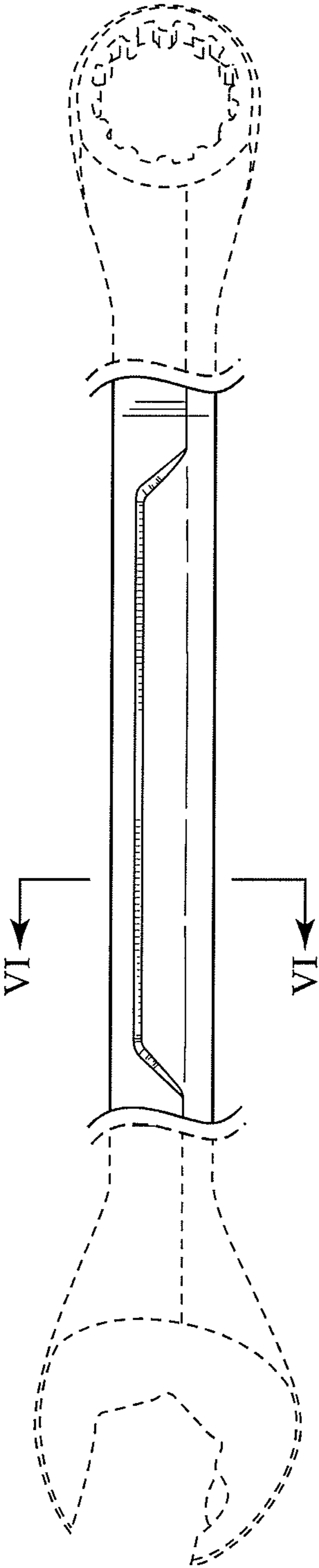


FIG. 2

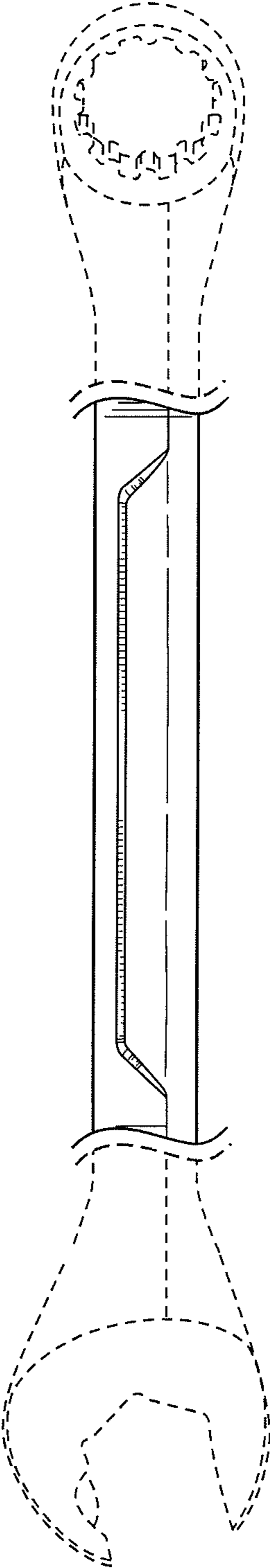


FIG. 3

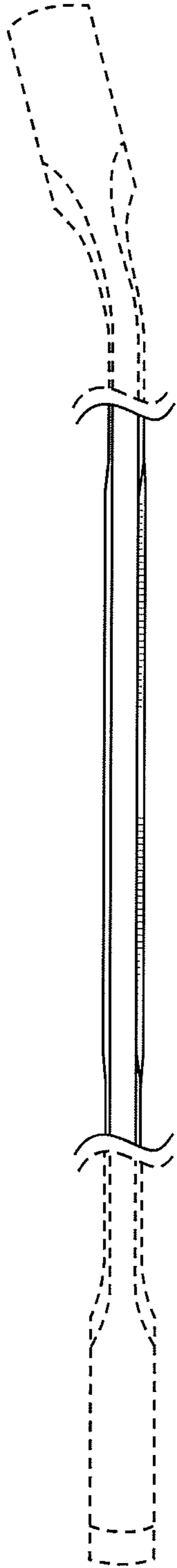


FIG. 4

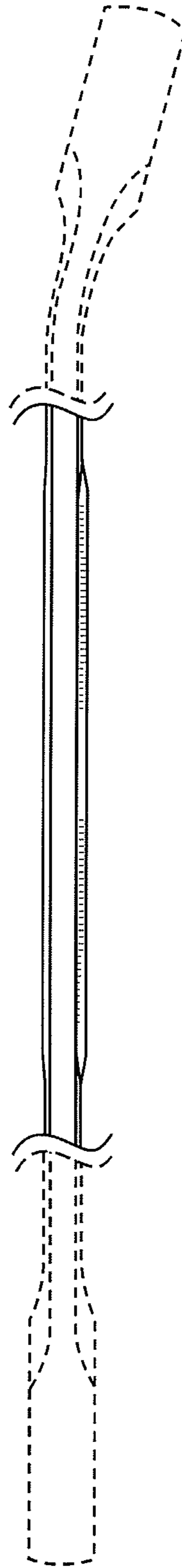
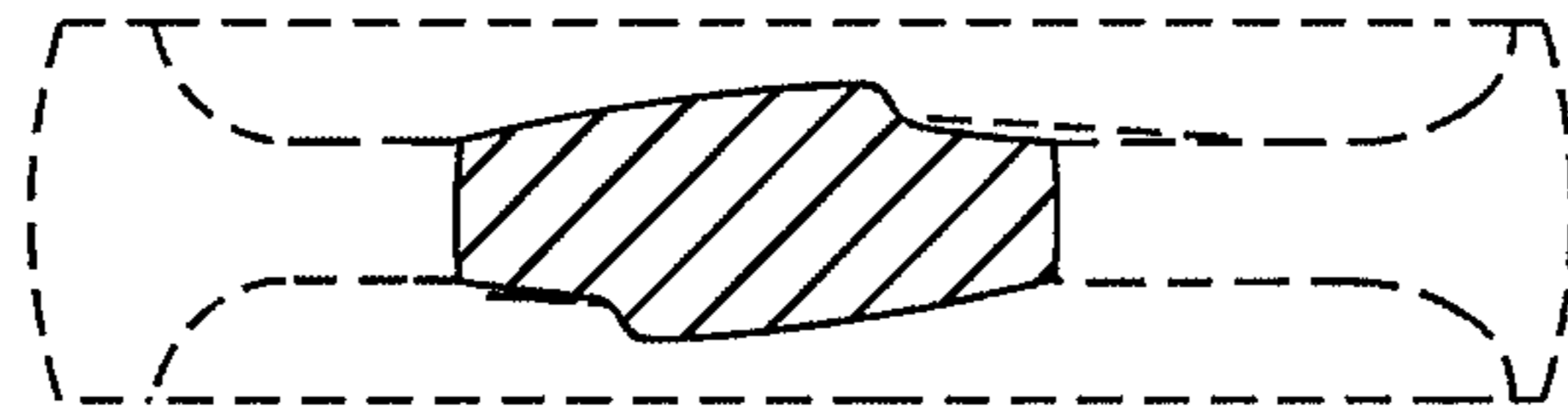


FIG. 5



**FIG. 6**