



US00D679964S

(12) **United States Design Patent**
Deconzo

(10) **Patent No.:** **US D679,964 S**

(45) **Date of Patent:** **** Apr. 16, 2013**

(54) **DUAL PEELER**

(75) Inventor: **Nicholas Vincent Deconzo**, Oradell, NJ
(US)

(73) Assignee: **Conair Corporation**, Stamford, CT
(US)

(**) Term: **14 Years**

(21) Appl. No.: **29/415,856**

(22) Filed: **Mar. 15, 2012**

(51) **LOC (9) Cl.** **07-04**

(52) **U.S. Cl.**

USPC **D7/695**

(58) **Field of Classification Search** D7/693-695;
30/120.1, 280, 304, 123.5, 123.6, 123.7,
30/294, 279.6, 143, 148, 278; 241/92-95,
241/168, 169, 169.1, 273.1-273.4; 99/495,
99/584, 588

See application file for complete search history.

(56) **References Cited**

U.S. PATENT DOCUMENTS

2,222,388 A * 11/1940 Zimmer 30/113.3
3,406,450 A * 10/1968 Grotz 30/279.6

4,893,408 A * 1/1990 Mattingly et al. 30/123.5
D332,034 S * 12/1992 Viemeister D7/695
D488,683 S * 4/2004 Overthun et al. D7/695
D509,712 S * 9/2005 Lee D7/695
2011/0030221 A1* 2/2011 Frank 30/113.3

* cited by examiner

Primary Examiner — Terry Wallace

(74) *Attorney, Agent, or Firm* — McCormick, Paulding &
Huber LLP

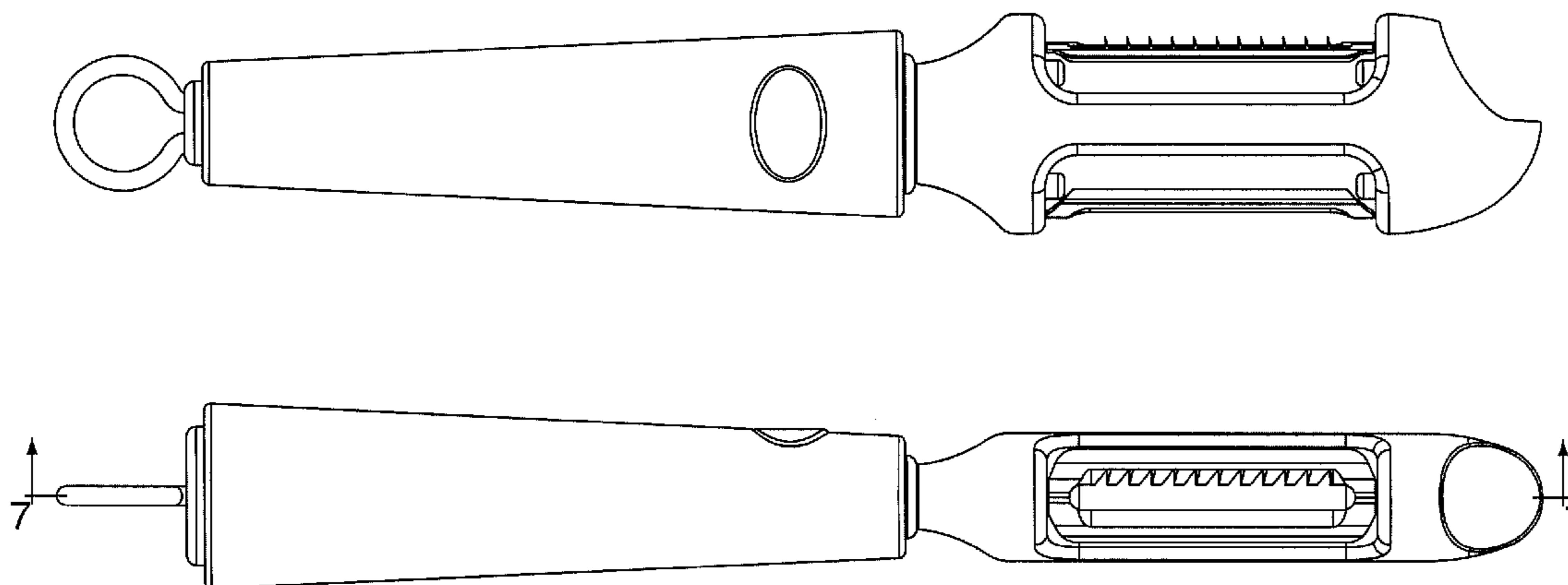
(57) **CLAIM**

The ornamental design for a dual peeler, as shown and
described.

DESCRIPTION

FIG. 1 is a front elevational view of a dual peeler showing a
new design;
FIG. 2 is a top plan view thereof;
FIG. 3 is a rear elevational view thereof;
FIG. 4 is a bottom plan view thereof;
FIG. 5 is a right side elevational view thereof;
FIG. 6 is a left side elevational view thereof; and,
FIG. 7 is a cross-sectional view thereof, taken along line 7-7
of FIG. 2.

1 Claim, 3 Drawing Sheets



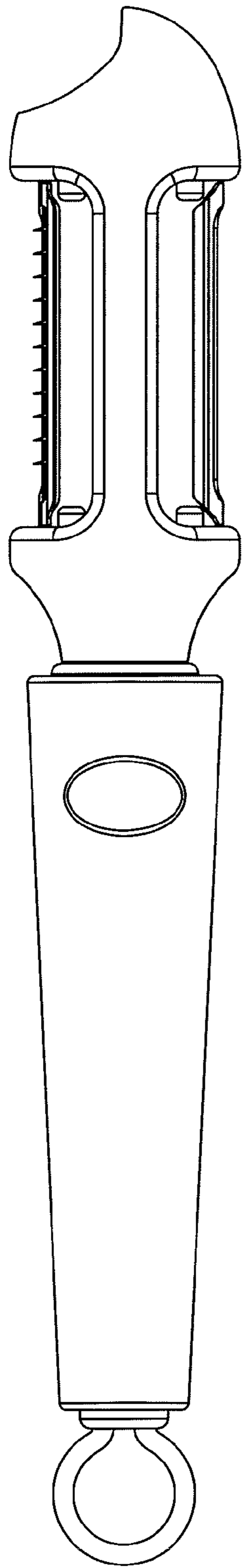


FIG. 1

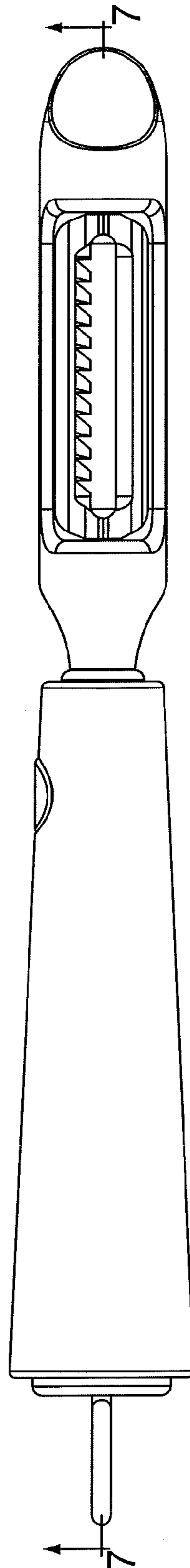


FIG. 2




FIG. 3

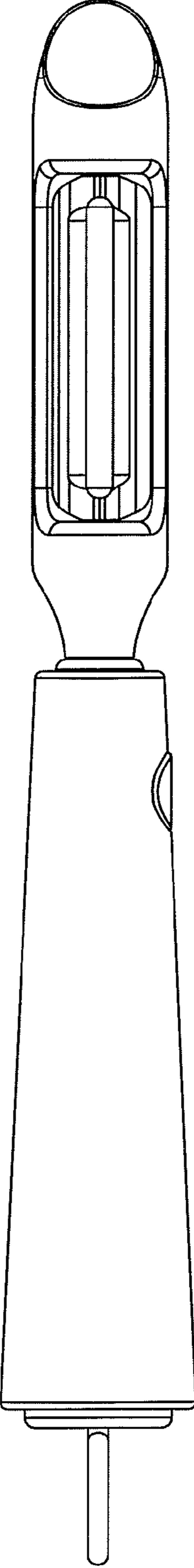


FIG. 4

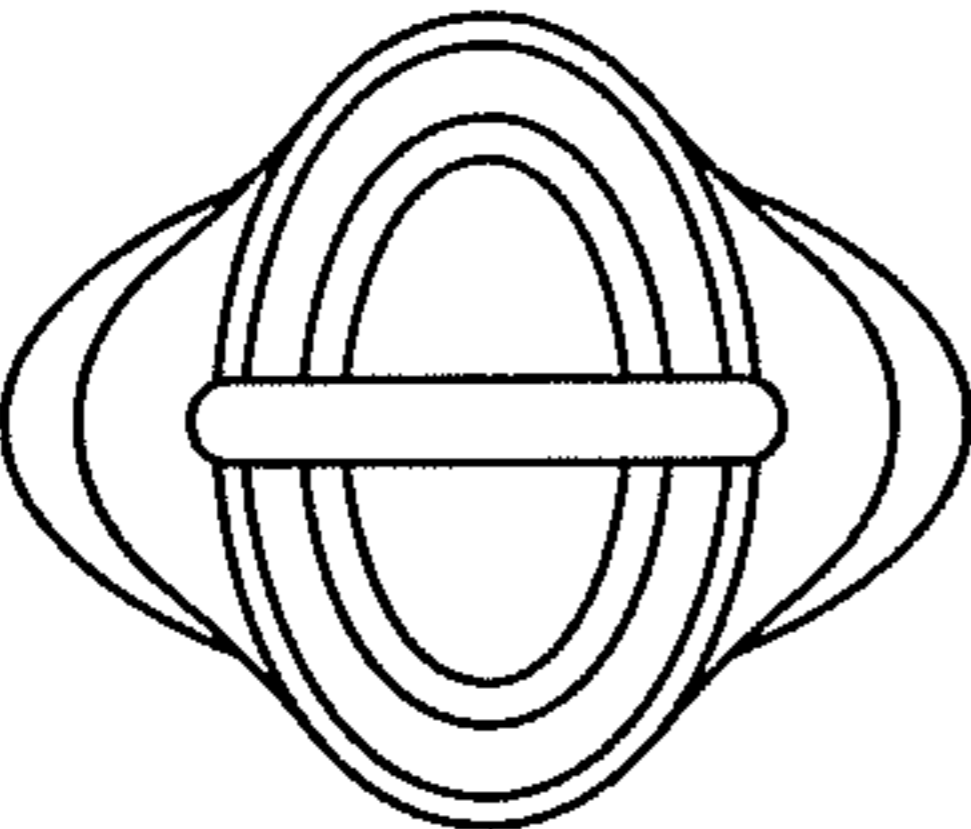


FIG. 5

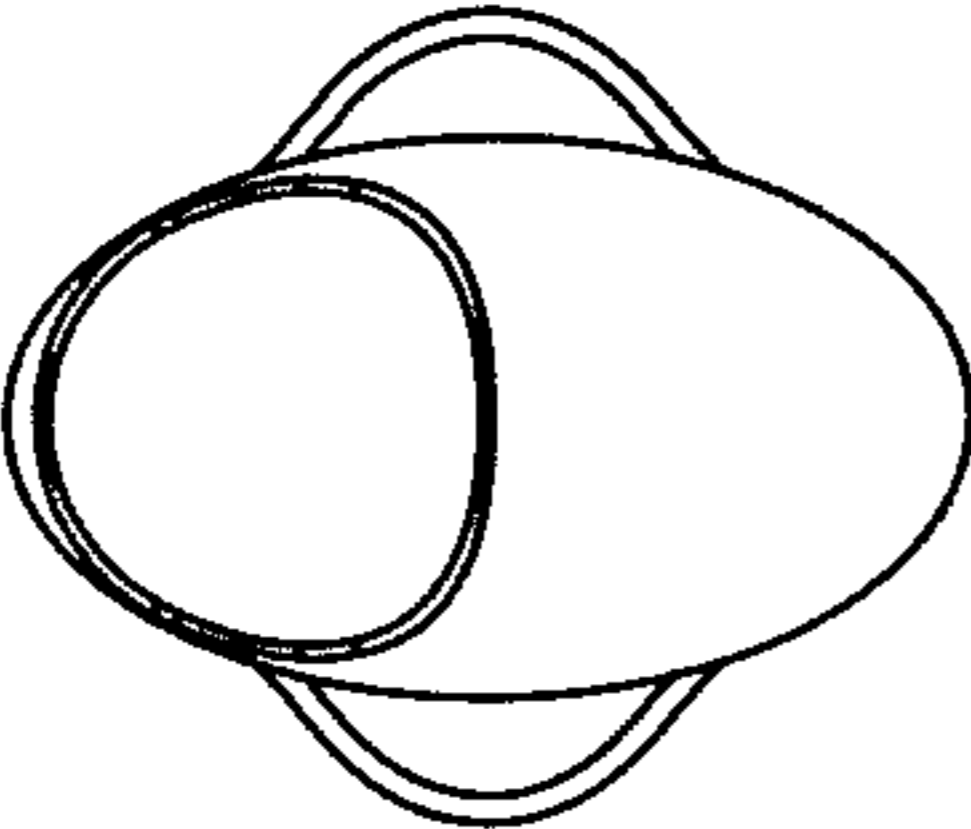


FIG. 6

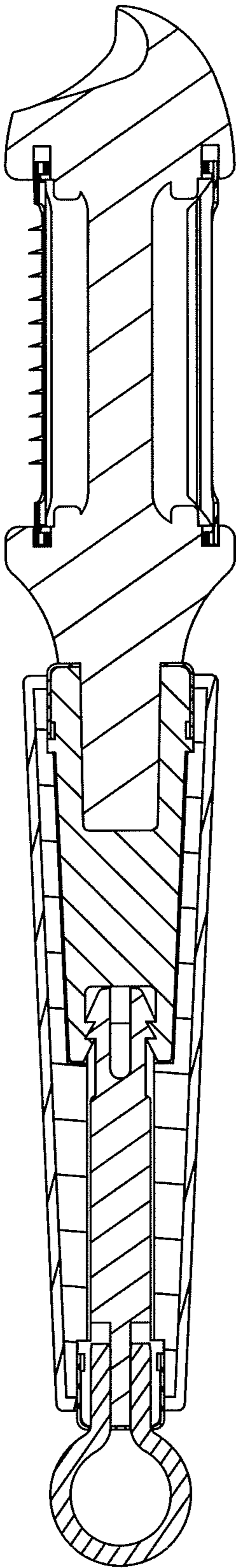


FIG. 7