



US00D679928S

(12) **United States Design Patent**
Shull et al.

(10) **Patent No.:** **US D679,928 S**

(45) **Date of Patent:** **** Apr. 16, 2013**

(54) **CANDY WRAPPER SHAPED PILLOW CASE**

(75) Inventors: **James Troy Shull**, Plano, TX (US);
Matthew Curry Shull, Frisco, TX (US)

(73) Assignee: **Bearin Mind Company**, Austin, TX
(US)

(**) Term: **14 Years**

(21) Appl. No.: **29/393,291**

(22) Filed: **Jun. 1, 2011**

(51) **LOC (9) Cl.** **06-09**

(52) **U.S. Cl.**
USPC **D6/601**

(58) **Field of Classification Search** D6/595,
D6/596, 597, 601; 5/630, 636, 637, 648,
5/652, 653, 655.3, 656, 490, 491; D1/127;
229/87.09, 87.07; D9/706, 707, 709, 710,
D9/714; D99/34; D3/244; 53/483; 383/70–72
See application file for complete search history.

(56) **References Cited**

U.S. PATENT DOCUMENTS

86,403	A *	2/1869	Huntington	D3/244
482,428	A *	9/1892	Lawrence	383/76
1,287,935	A *	12/1918	Fegely	383/57
3,340,919	A *	9/1967	Holbrook	383/117
3,865,664	A *	2/1975	Neumann	156/192
5,040,903	A *	8/1991	Schramer	383/70

5,074,675	A *	12/1991	Osgood	383/122
D400,092	S *	10/1998	Wyslotsky	D9/706
D446,677	S *	8/2001	Hall et al.	D6/601
D655,964	S *	3/2012	Dror et al.	D6/601
2008/0205799	A1 *	8/2008	Sendra	383/70

* cited by examiner

Primary Examiner — Janice Seeger

(74) *Attorney, Agent, or Firm* — James H. Ortega

(57) **CLAIM**

The ornamental design for a candy wrapper shaped pillow case, as shown and described.

DESCRIPTION

FIG. 1 illustrates an isometric view of a pillow case in accordance with the present invention.

FIG. 2 illustrates a left side view of a pillow case in accordance with the present invention.

FIG. 3 illustrates a right side view of a pillow case in accordance with the present invention.

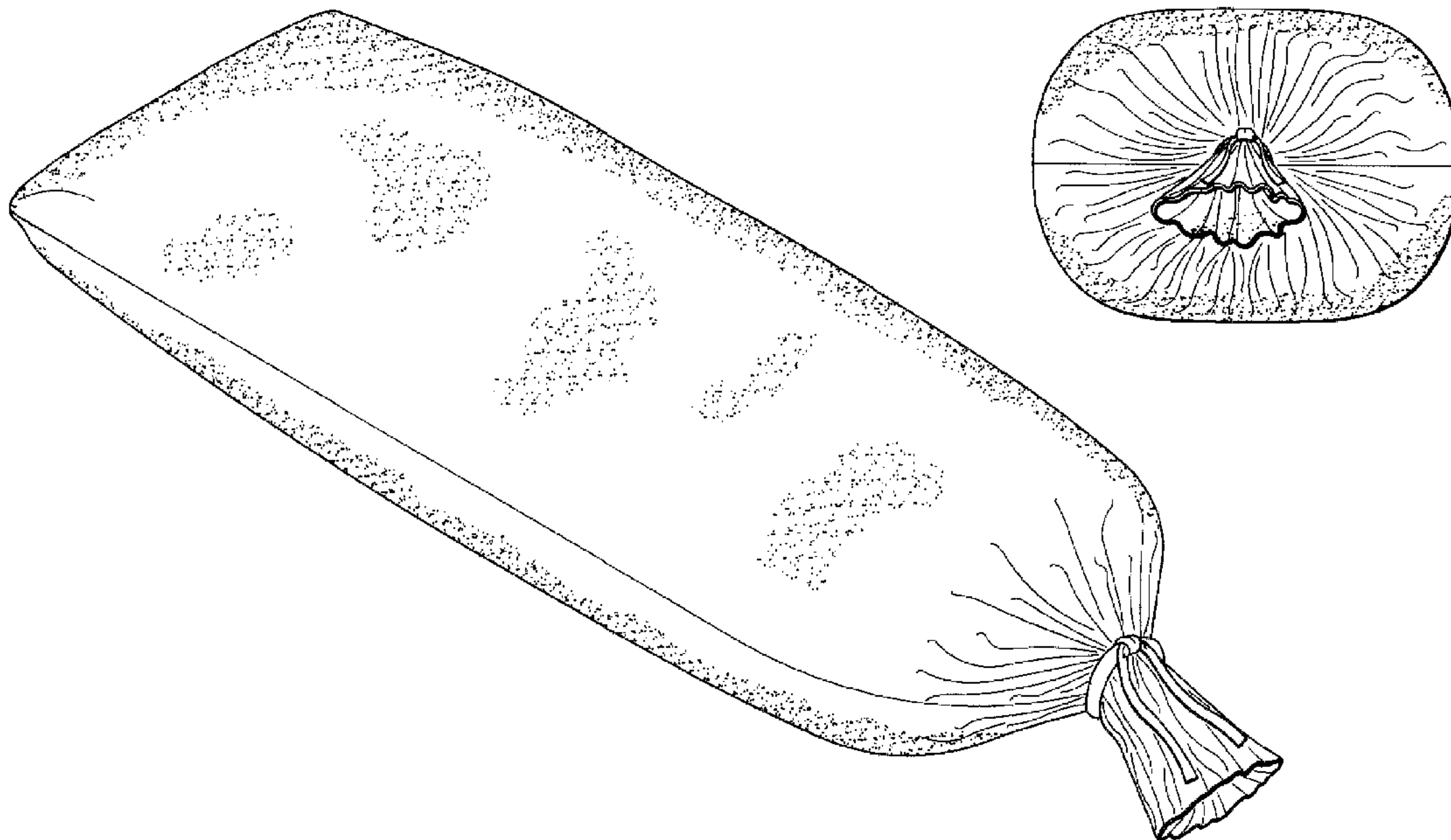
FIG. 4 illustrates a front view of a pillow case in accordance with the present invention.

FIG. 5 illustrates a rear view of a pillow case in accordance with the present invention.

FIG. 6 illustrates a top view of a pillow case in accordance with the present invention; and,

FIG. 7 illustrates a bottom view of a pillow case in accordance with the present invention.

1 Claim, 6 Drawing Sheets



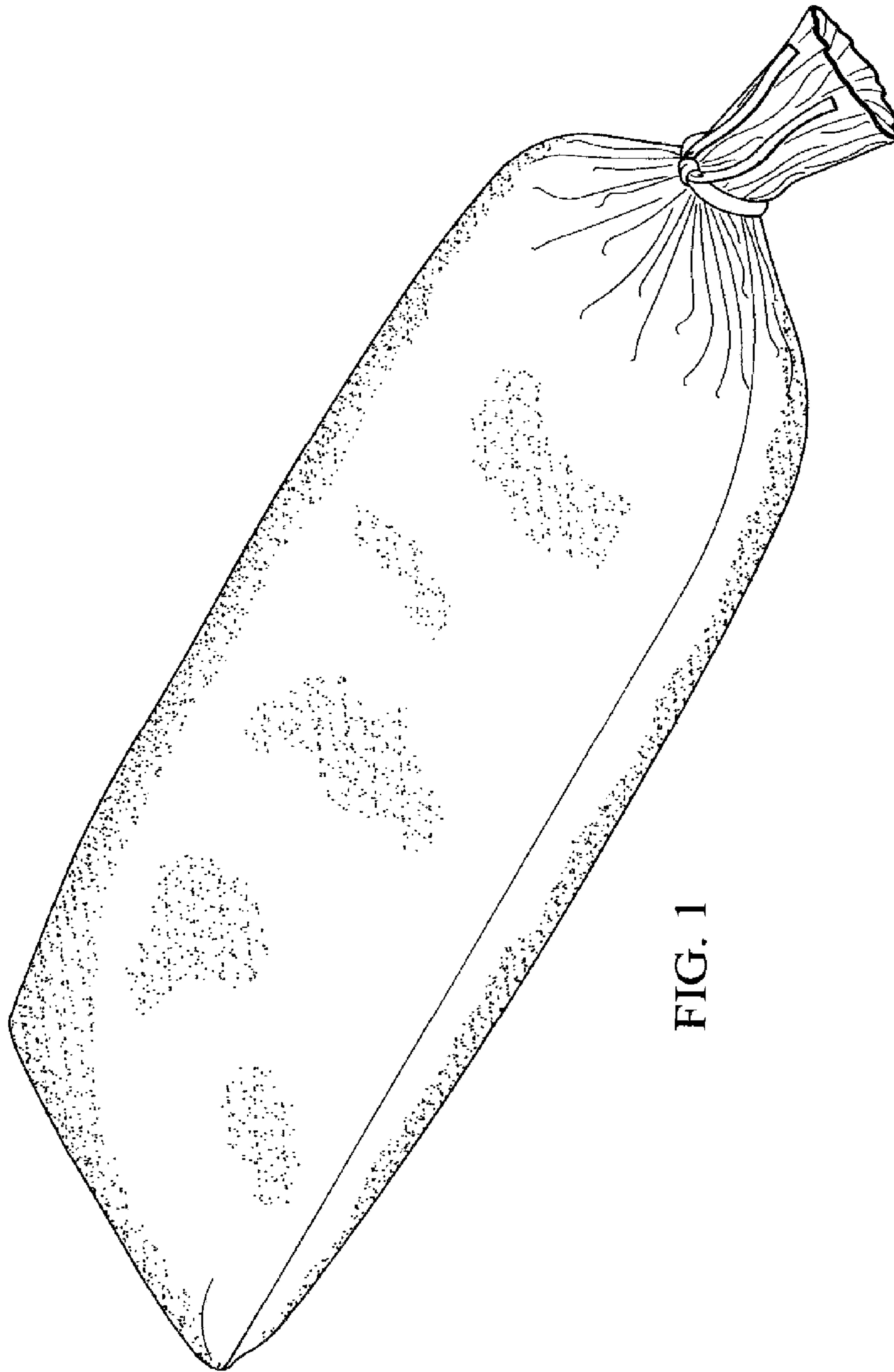


FIG. 1

FIG. 2

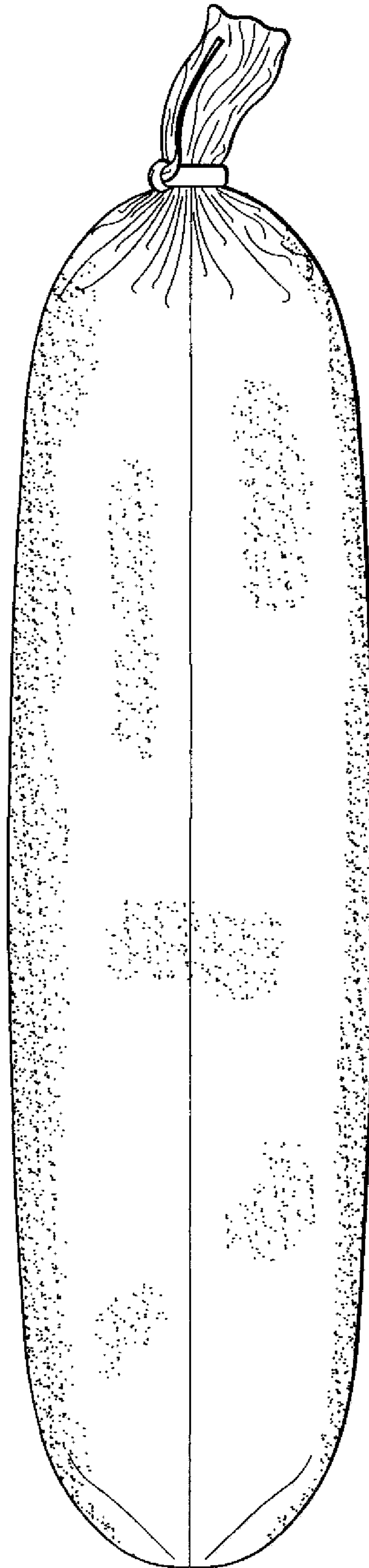


FIG. 3

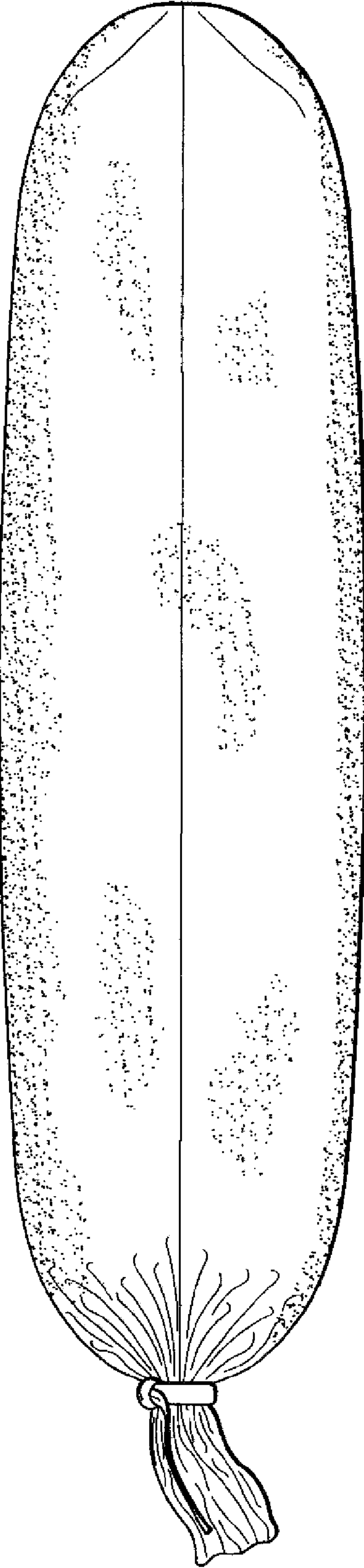


FIG. 4

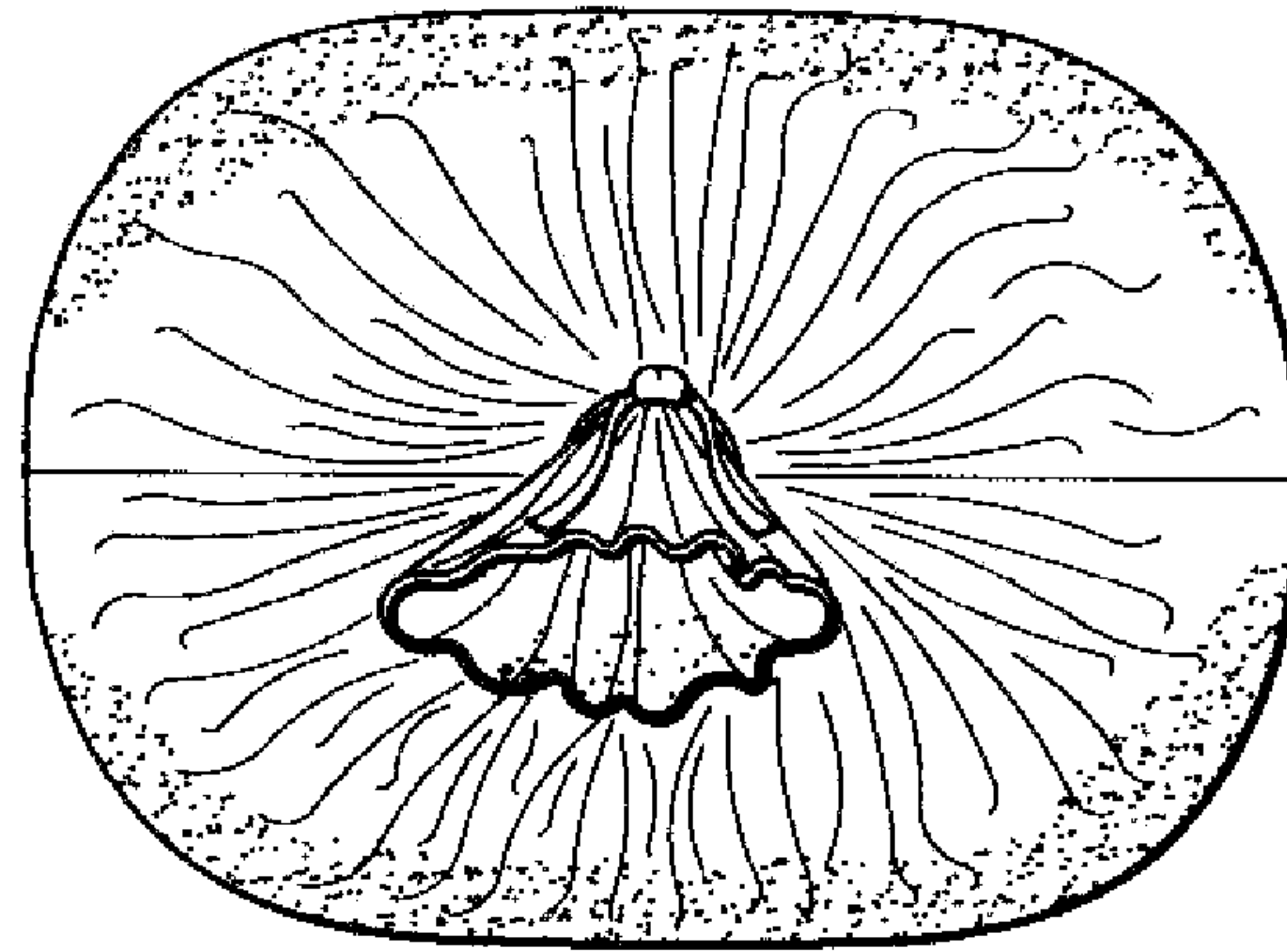


FIG. 5

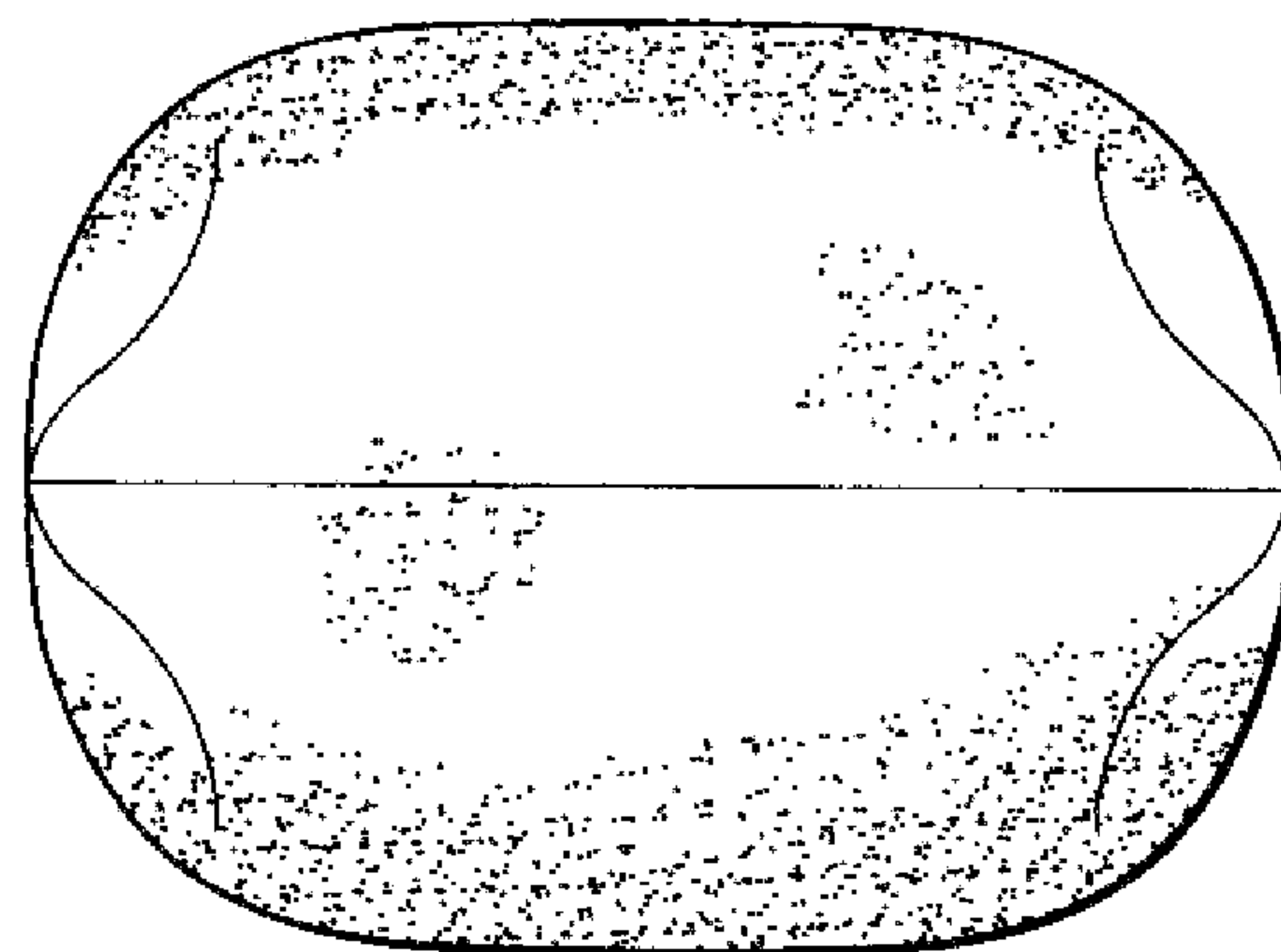


FIG. 6




FIG. 7

