



US00D679906S

(12) **United States Design Patent**
Gros

(10) **Patent No.:** **US D679,906 S**

(45) **Date of Patent:** **** *Apr. 16, 2013**

(54) **TOOLBOX**

(76) **Inventor:** **Eugene W. Gros**, White City, OR (US)

(*) **Notice:** This patent is subject to a terminal disclaimer.

(**) **Term:** **14 Years**

(21) **Appl. No.:** **29/404,615**

(22) **Filed:** **Oct. 22, 2011**

(51) **LOC (9) Cl.** **03-01**

(52) **U.S. Cl.**
USPC **D3/273; D3/905; D12/414.1**

(58) **Field of Classification Search** **D3/273,**
D3/274, 276, 294, 905; 224/404; 206/372-379,
206/349; D12/414.1; 296/37.6
See application file for complete search history.

(56) **References Cited**

U.S. PATENT DOCUMENTS

4,488,669	A *	12/1984	Waters	224/404
D285,673	S *	9/1986	Waters	D12/414.1
4,674,665	A *	6/1987	Van Kirk	224/404
4,967,944	A *	11/1990	Waters	224/404
5,042,853	A *	8/1991	Gleason et al.	292/126
D320,372	S *	10/1991	Alberts	D12/414.1
D349,091	S *	7/1994	Dickinson	D12/414.1
D353,046	S *	12/1994	Whitaker	D3/273
D355,828	S *	2/1995	Dickinson et al.	D25/63
D369,342	S *	4/1996	Williams	D12/414.1
D373,247	S *	9/1996	Dickinson et al.	D3/282
D373,989	S *	9/1996	Dickinson	D12/414.1

D419,066	S *	1/2000	Lentini	D12/414.1
6,507,701	B2 *	1/2003	Lake	296/37.6
6,830,167	B2 *	12/2004	Schomaker	224/404
D540,737	S *	4/2007	Bogard	D12/414.1
7,360,817	B2 *	4/2008	Schwalie et al.	224/404
D611,252	S *	3/2010	Fiscus	D3/294
D630,015	S *	1/2011	Weng et al.	D3/276
D645,661	S *	9/2011	Marsh	D3/272
D658,373	S *	5/2012	Gros	D3/273
2003/0102322	A1 *	6/2003	Jones et al.	220/836

* cited by examiner

Primary Examiner — Jennifer Rivard

(74) *Attorney, Agent, or Firm* — QuickPatents; Kevin Prince

(57) **CLAIM**

I claim the ornamental design for a toolbox, as shown and described.

DESCRIPTION

FIG. 1 is a perspective view of a toolbox, showing my new design;

FIG. 2 is a front elevational view thereof;

FIG. 3 is a rear elevational view thereof;

FIG. 4 is a top plan view thereof;

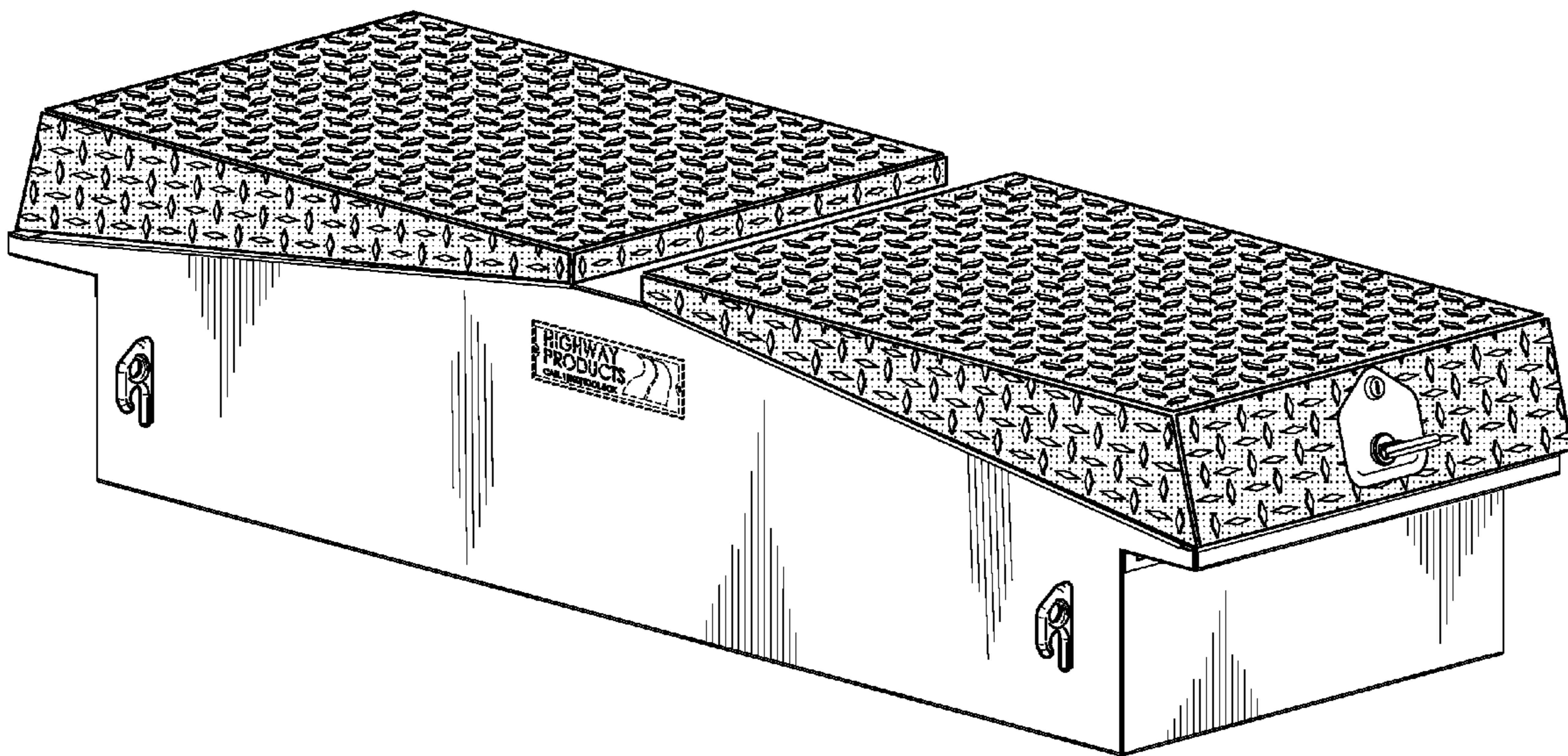
FIG. 5 is a bottom plan view thereof; and,

FIG. 6 is a left-side elevational view thereof, the right-side elevational view being a mirror image thereof.

The broken lines showing a logo in FIGS. 1 and 2 depict environmental matter and form no part of the claimed design.

The shading on the figures in the background of the diamond-plate depicts a contrasting color to the raised portions thereof.

1 Claim, 3 Drawing Sheets



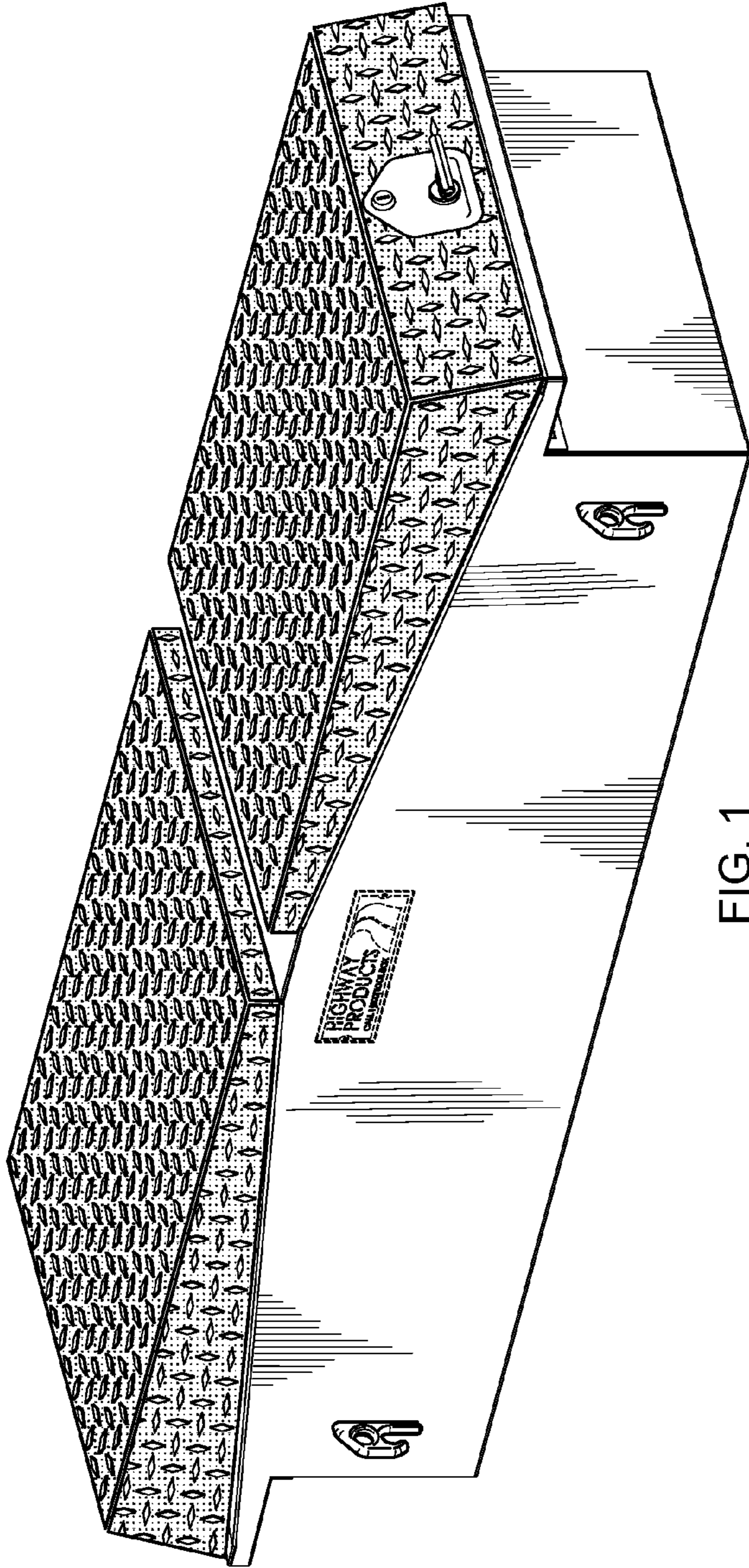


FIG. 1

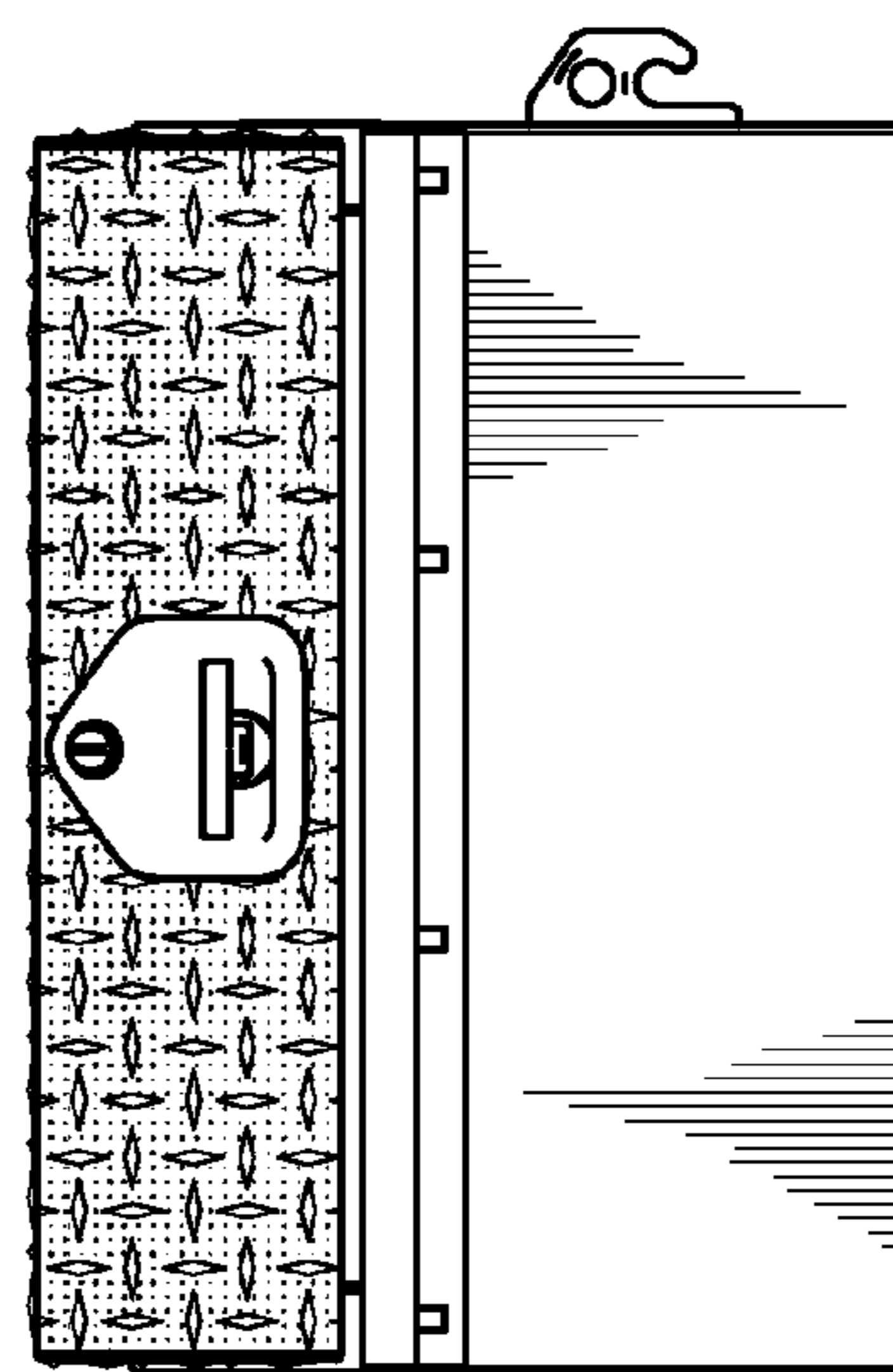


FIG. 6

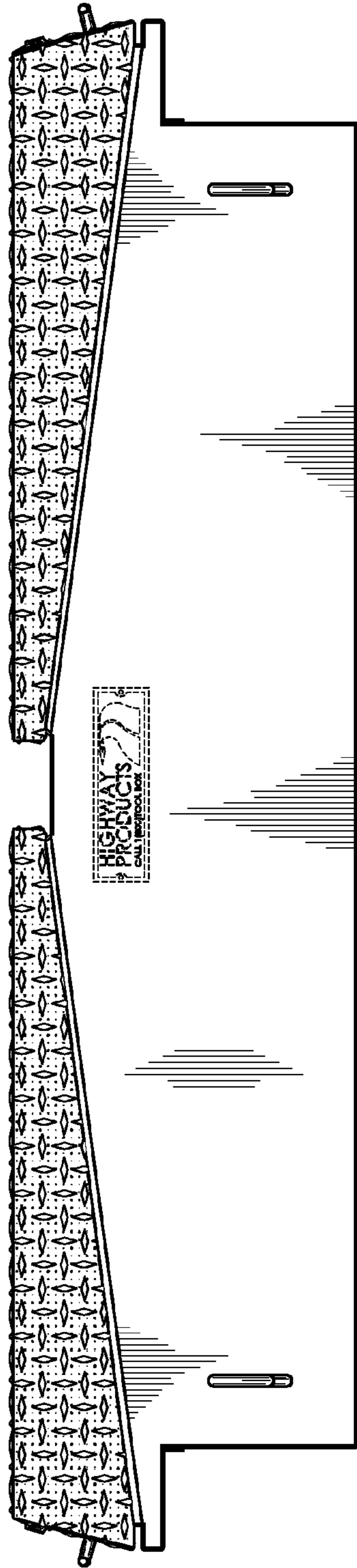


FIG. 2




FIG. 3




FIG. 4




FIG. 5