



US00D679902S

(12) **United States Design Patent**
van Haasteren

(10) **Patent No.:** **US D679,902 S**
(45) **Date of Patent:** **** Apr. 16, 2013**

(54) **INSOLE**

(71) Applicant: **S.C. Johnson & Son, Inc.**, Racine, WI
(US)

(72) Inventor: **Joost Robert van Haasteren**, Rotterdam
(NL)

(73) Assignee: **S.C. Johnson & Son, Inc.**, Racine, WI
(US)

(**) Term: **14 Years**

(21) Appl. No.: **29/439,207**

(22) Filed: **Dec. 7, 2012**

Related U.S. Application Data

(62) Division of application No. 29/384,389, filed on Jan. 31, 2011.

(30) **Foreign Application Priority Data**

Aug. 5, 2010 (EM) 001740697-0001

(51) **LOC (9) Cl.** **02-99**

(52) **U.S. Cl.**
USPC **D2/961**

(58) **Field of Classification Search** D2/961;
36/71, 72 B, 43, 44
See application file for complete search history.

(56) **References Cited**

U.S. PATENT DOCUMENTS

1,780,574	A *	11/1930	Williams	36/43
2,268,777	A	1/1942	Scholl		
2,347,207	A *	4/1944	Margolin	36/44
2,379,366	A	6/1945	Lumbard		
2,383,122	A	8/1945	Ghez et al.		
D257,647	S	12/1980	Combaret		
4,268,980	A	5/1981	Gudas		
4,435,910	A	3/1984	Marc		

4,439,936 A 4/1984 Clarke et al.
4,507,879 A 4/1985 Dassler
4,619,056 A 10/1986 Lin et al.

(Continued)

FOREIGN PATENT DOCUMENTS

DE 20 2010 015 777 U1 3/2011
EM 001628967-0001 11/2009

(Continued)

OTHER PUBLICATIONS

U.S. Appl. No. 29/396,076, filed Jun. 24, 2011, van Haasteren.

(Continued)

Primary Examiner — Dominic Simone

(57) **CLAIM**

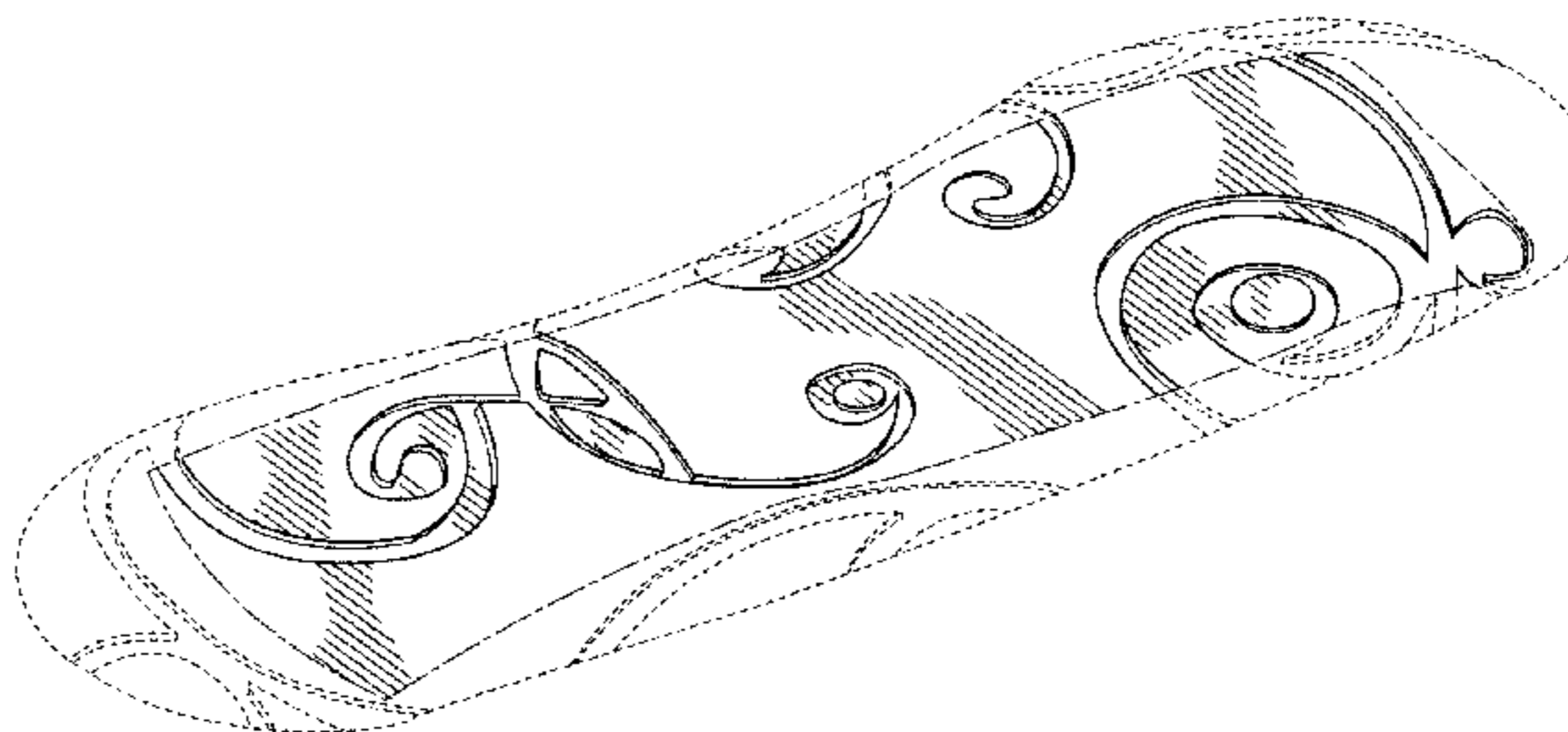
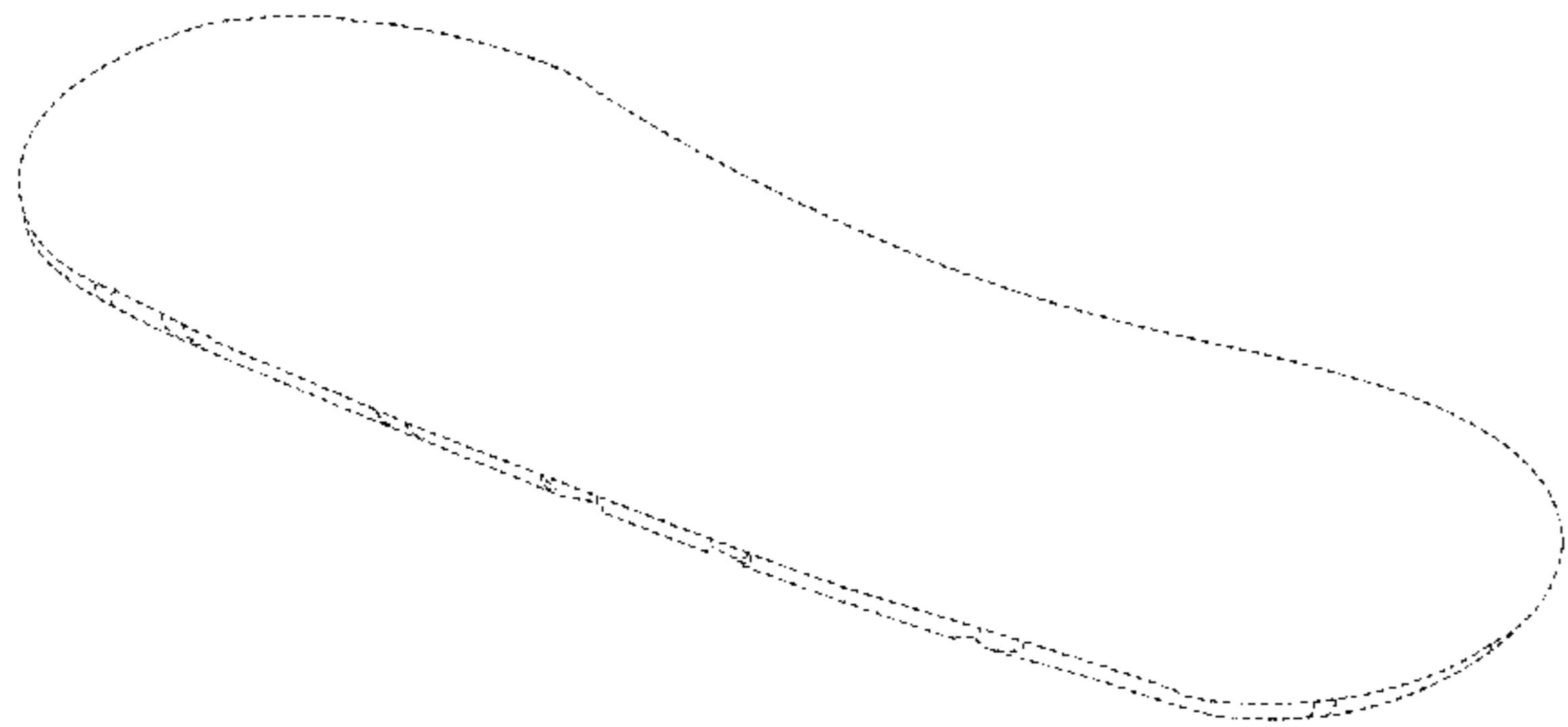
I claim the ornamental design for an insole, as shown and described.

DESCRIPTION

FIG. 1 is a top perspective view of an embodiment of the claimed design;
FIG. 2 is a bottom perspective view thereof;
FIG. 3 is a right side view thereof;
FIG. 4 is a left side view thereof;
FIG. 5 is a top view thereof;
FIG. 6 is a bottom view thereof;
FIG. 7 is a front view thereof; and,
FIG. 8 is a back view thereof.

The ornamental design which is claimed is shown in solid lines in the drawings. The broken lines in the drawings are for illustrative purposes only and form no part of the claimed design. The dash-dot boundary line in FIGS. 2, 6, and 7 defines the boundary of the claimed design and forms no part of the claimed design.

1 Claim, 6 Drawing Sheets



US D679,902 S

Page 2

U.S. PATENT DOCUMENTS

D287,302	S	*	12/1986	Peterson	D2/961
D300,084	S		3/1989	Ito et al.		
D300,085	S		3/1989	Ito et al.		
D302,764	S		8/1989	Peoples et al.		
4,852,273	A		8/1989	Hamy		
D330,802	S		11/1992	Edmund et al.		
D341,025	S		11/1993	Avar		
D351,719	S		10/1994	Piotrowicz		
5,440,826	A		8/1995	Whatley		
5,509,218	A		4/1996	Arcan et al.		
5,669,162	A		9/1997	Dyer		
5,713,143	A	*	2/1998	Kendall	36/43
D392,446	S		3/1998	Fogg		
5,787,609	A		8/1998	Wu		
D398,745	S		9/1998	Cass		
6,026,593	A		2/2000	Harman-Weiss et al.		
D432,761	S		10/2000	Patterson et al.		
D437,107	S		2/2001	Patterson et al.		
6,199,302	B1		3/2001	Kayano		
D441,943	S		5/2001	Patterson et al.		
6,266,897	B1		7/2001	Seydel et al.		
D447,323	S		9/2001	Cadet		
D456,125	S		4/2002	Grisoni et al.		
D456,126	S		4/2002	Grisoni et al.		
D458,441	S		6/2002	Gillespie		
6,425,194	B1		7/2002	Brie		
D474,876	S		5/2003	Ortuno Santa		
6,763,613	B2		7/2004	Brown		
D496,526	S		9/2004	Grisoni et al.		
D502,594	S		3/2005	Belley et al.		
6,865,759	B2		3/2005	Pearce		
D504,007	S		4/2005	Cintron		
D504,555	S		5/2005	Urie		
D507,097	S		7/2005	Sonnergren		
D515,293	S		2/2006	Maguire		
D522,724	S		6/2006	Urie et al.		
D531,790	S		11/2006	Wurzberg		
7,140,126	B2		11/2006	Crane et al.		
7,159,342	B2		1/2007	Grisoni et al.		
D542,015	S		5/2007	McClaskie		
D547,933	S		8/2007	Loverin		
D547,934	S		8/2007	Loverin		
D548,434	S		8/2007	McClaskie		
D551,832	S		10/2007	Scott		
D552,837	S		10/2007	Scott		
D554,333	S		11/2007	Belley et al.		
D560,333	S		1/2008	McClaskie		

D561,438	S		2/2008	Belley		
D569,084	S		5/2008	Hatfield et al.		
D570,080	S		6/2008	Feller et al.		
D574,134	S		8/2008	Petrie		
D583,134	S		12/2008	Moore et al.		
D586,091	S		2/2009	Koh		
D586,545	S		2/2009	Feldman		
7,490,416	B2		2/2009	Townsend		
D587,440	S		3/2009	Belley et al.		
7,506,459	B2		3/2009	Grisoni et al.		
D594,193	S		6/2009	Duffy		
D595,038	S		6/2009	Kirschhoffer et al.		
D601,786	S		10/2009	Avent et al.		
D602,238	S		10/2009	Avent et al.		
D602,683	S		10/2009	Roundhouse		
D604,035	S		11/2009	Lemaster		
D617,086	S	*	6/2010	Avent et al.	D2/961
D619,342	S		7/2010	McClaskie		
D634,527	S		3/2011	Butler		
D640,454	S	*	6/2011	Claassen	D2/961
D648,106	S		11/2011	Claassen		
D663,931	S		7/2012	Allen et al.		
2002/0004999	A1		1/2002	Caine et al.		
2006/0026865	A1		2/2006	Grisoni et al.		
2008/0271340	A1		11/2008	Grisoni et al.		
2009/0133292	A1		5/2009	Salvatelli et al.		
2009/0241372	A1		10/2009	Ryu		
2010/0058540	A1		3/2010	Calvert		
2011/0023328	A1		2/2011	Testa et al.		

FOREIGN PATENT DOCUMENTS

EM	001628967-0003		11/2009
EM	001671074-0001		2/2010
EP	1 864 779	B1	12/2010
GB	2085533		2/1999
GB	3022349		9/2005
GB	4011169		5/2009
WO	WO 99/47014		9/1999
WO	WO 2005/051115	A1	6/2005
WO	WO 2010/021058	A1	2/2012

OTHER PUBLICATIONS

U.S. Appl. No. 29/384,459, filed Jan. 31, 2011, van Haasteren.
 U.S. Appl. No. 29/403,812, filed Oct. 11, 2011, van Haasteren.
 U.S. Appl. No. 29/384,389, filed Jan. 31, 2011, van Haasteren.

* cited by examiner

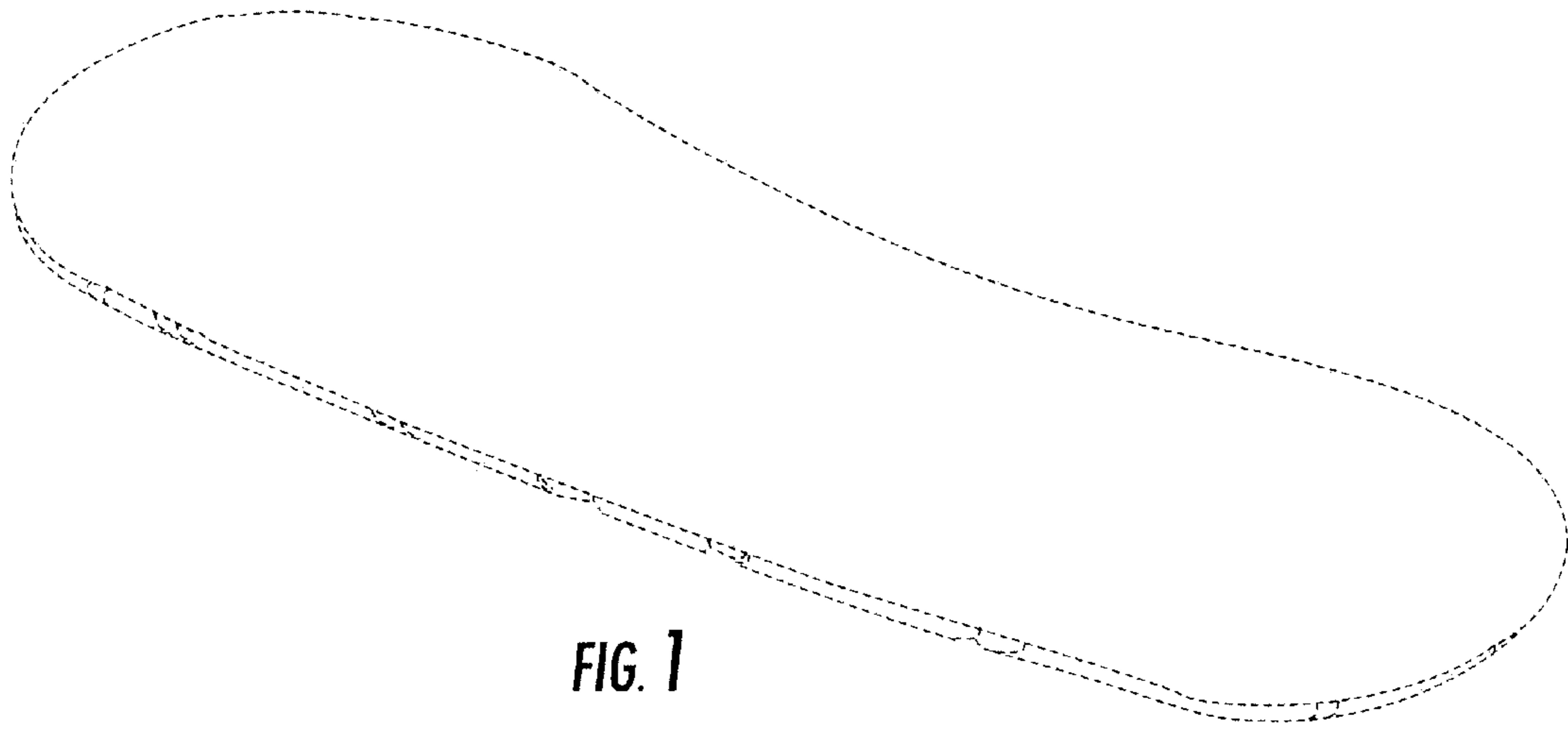
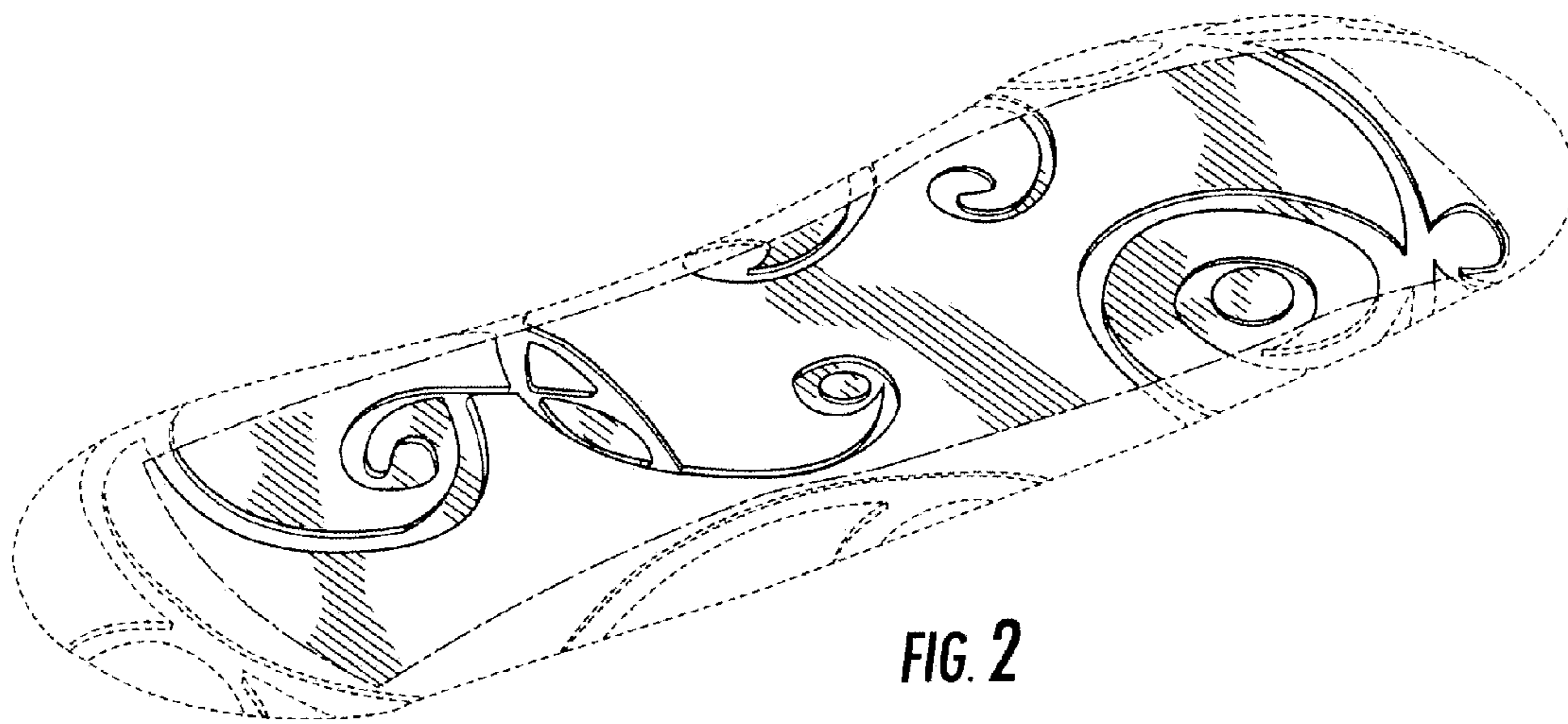


FIG. 1



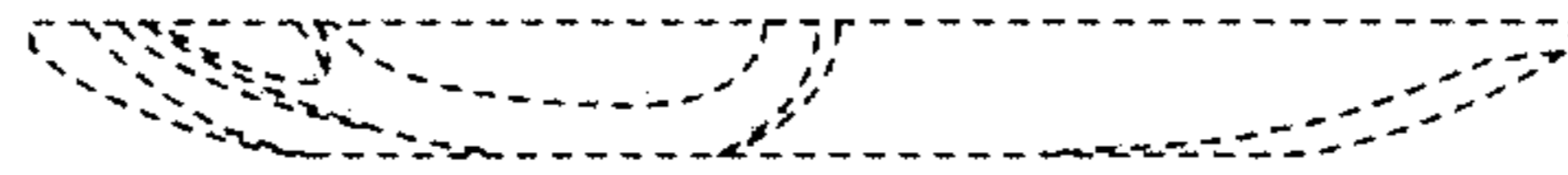


FIG. 3




FIG. 4

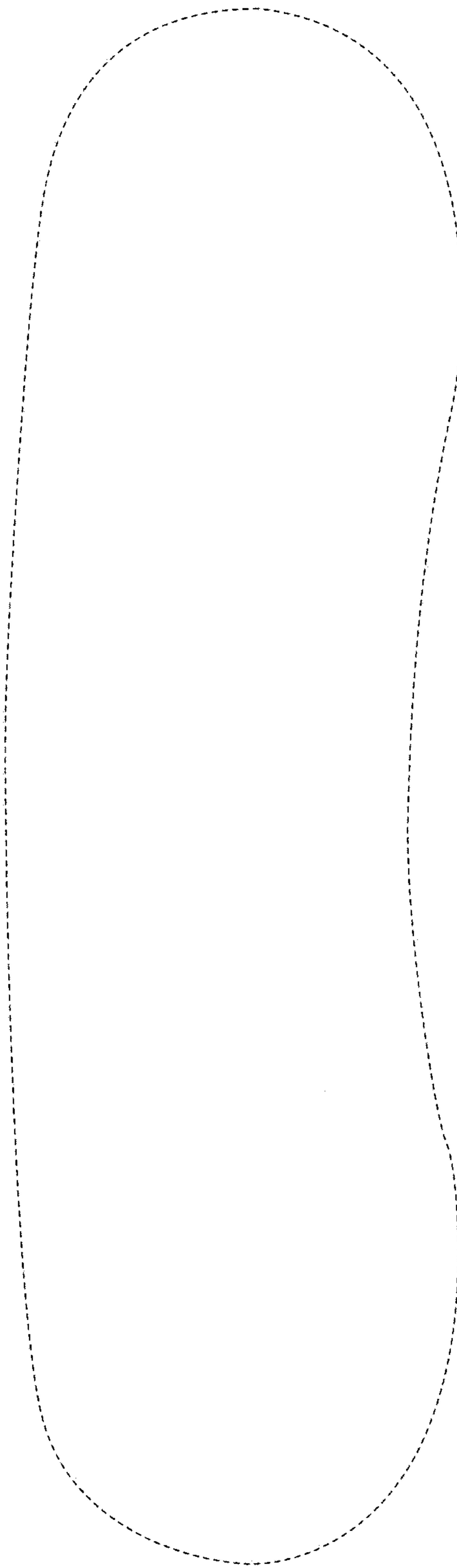


FIG. 5

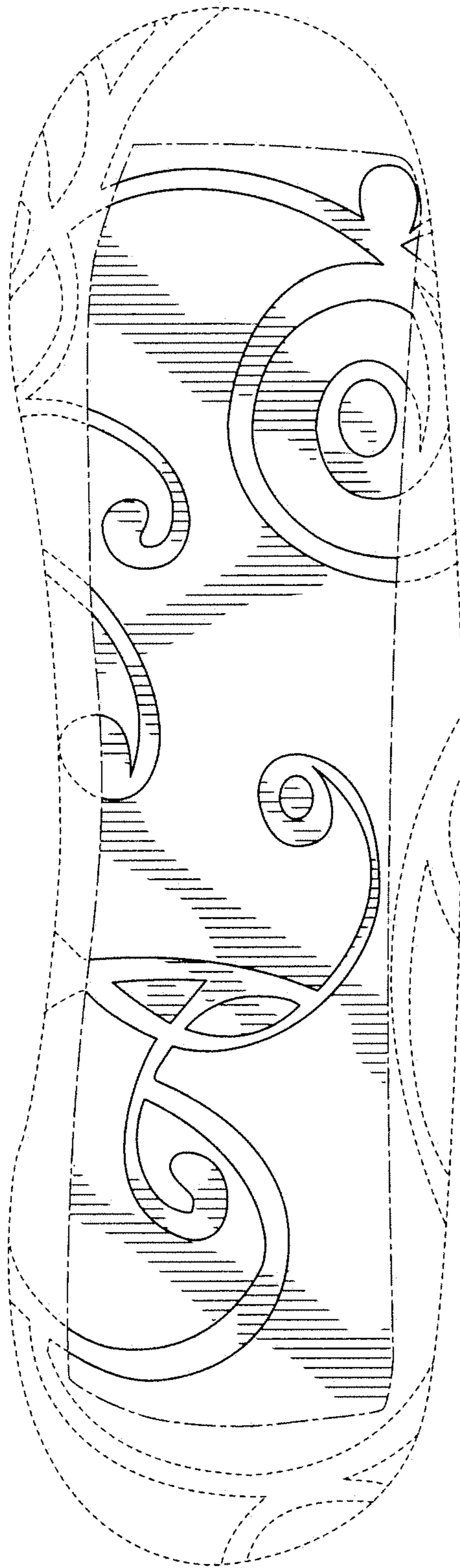


FIG. 6

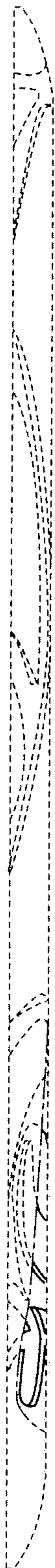


FIG. 7



FIG. 8