



US00D679900S

(12) **United States Design Patent**
Taestensen

(10) **Patent No.:** **US D679,900 S**
(45) **Date of Patent:** **** Apr. 16, 2013**

- (54) **SOLE**
- (75) **Inventor:** **Niki Taestensen, Aabenraa (DK)**
- (73) **Assignee:** **ECCO Sko A/S, Bredebro (DK)**
- (**) **Term:** **14 Years**
- (21) **Appl. No.:** **29/397,904**
- (22) **Filed:** **Jul. 22, 2011**

(30) **Foreign Application Priority Data**

Jan. 25, 2011 (EM) 001810557-0009

- (51) **LOC (9) Cl.** **02-04**
- (52) **U.S. Cl.**
USPC **D2/953; D2/950; D2/951; D2/960**
- (58) **Field of Classification Search** D2/902,
D2/906, 908, 916, 918, 925, 946-962, 977;
36/3 B, 22 R, 24.5, 25 R, 28, 32 R, 34 R,
36/59 C, 67 A, 103
See application file for complete search history.

(56) **References Cited**

U.S. PATENT DOCUMENTS

D76,541 S *	10/1928	Hopwood	D2/953
D107,977 S *	1/1938	Tousley	D2/953
D193,958 S *	10/1962	Seme	D21/771
D265,690 S *	8/1982	Famolare, Jr.	D2/950
D309,370 S *	7/1990	Nagai et al.	D2/953
D329,131 S *	9/1992	Ostberg	D2/953
D330,973 S *	11/1992	Hatfield	D2/953
D424,286 S *	5/2000	Berend	D2/953
D468,894 S *	1/2003	Duclos	D2/953
D474,004 S *	5/2003	Kuerbis	D2/953
D474,005 S *	5/2003	Kuerbis	D2/953
D481,854 S *	11/2003	Belley et al.	D2/953
7,140,126 B2 *	11/2006	Crane et al.	36/43
7,281,343 B2 *	10/2007	Riha et al.	36/59 C
D580,638 S *	11/2008	McClaskie	D2/953

D581,640 S *	12/2008	Earle	D2/956
D596,385 S *	7/2009	McDade et al.	D2/953
D609,887 S *	2/2010	McClaskie	D2/952
7,784,197 B2 *	8/2010	Crane et al.	36/43
D624,739 S *	10/2010	Della Valle et al.	D2/953
D627,546 S *	11/2010	McClaskie	D2/952
D637,798 S *	5/2011	Della Valle et al.	D2/908
D640,046 S *	6/2011	Claassen	D2/961
D659,355 S *	5/2012	Della Valle et al.	D2/950
2004/0003513 A1 *	1/2004	Crane et al.	36/29
2005/0060914 A1 *	3/2005	Fuerst	36/102
2006/0026865 A1 *	2/2006	Grisoni et al.	36/43
2007/0028485 A1 *	2/2007	Crane et al.	36/43

* cited by examiner

Primary Examiner — T. Chase Nelson

(74) *Attorney, Agent, or Firm* — McCormick, Paulding & Huber LLP

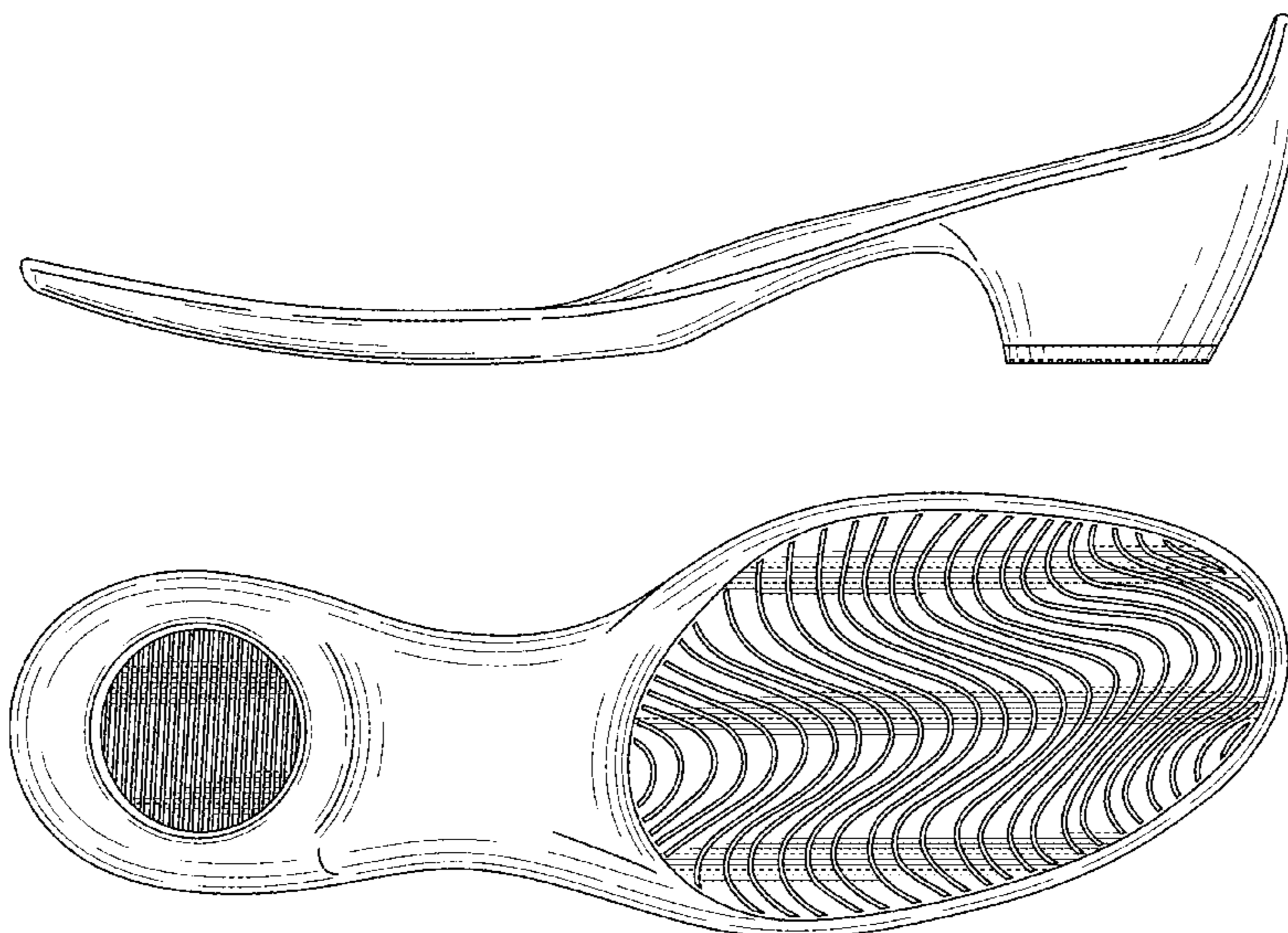
(57) **CLAIM**

The ornamental design for a sole, substantially as shown and described.

DESCRIPTION

FIG. 1 is a front, top, right-hand side perspective view of a sole comprising a new, original and ornamental design;
 FIG. 2 is a front view of a sole comprising the new, original and ornamental design;
 FIG. 3 is a left-hand side view of a sole comprising the new, original and ornamental design;
 FIG. 4 is a right-hand side view of a sole comprising the new, original and ornamental design;
 FIG. 5 is a top view of a sole comprising the new, original and ornamental design;
 FIG. 6 is a rear view of a sole comprising the new, original and ornamental design; and,
 FIG. 7 is a bottom view of a sole comprising the new, original and ornamental design.

1 Claim, 4 Drawing Sheets



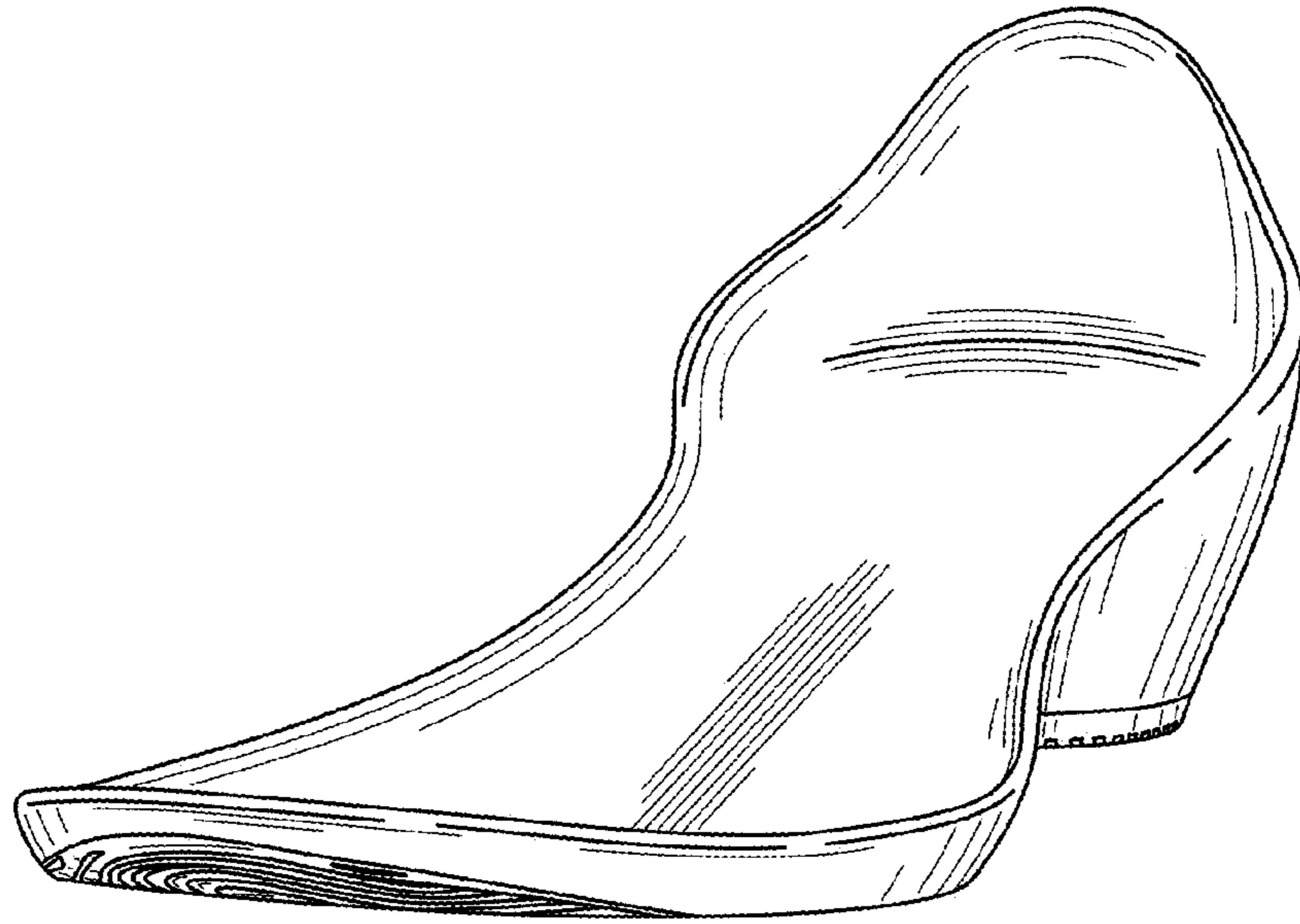


FIG. 1

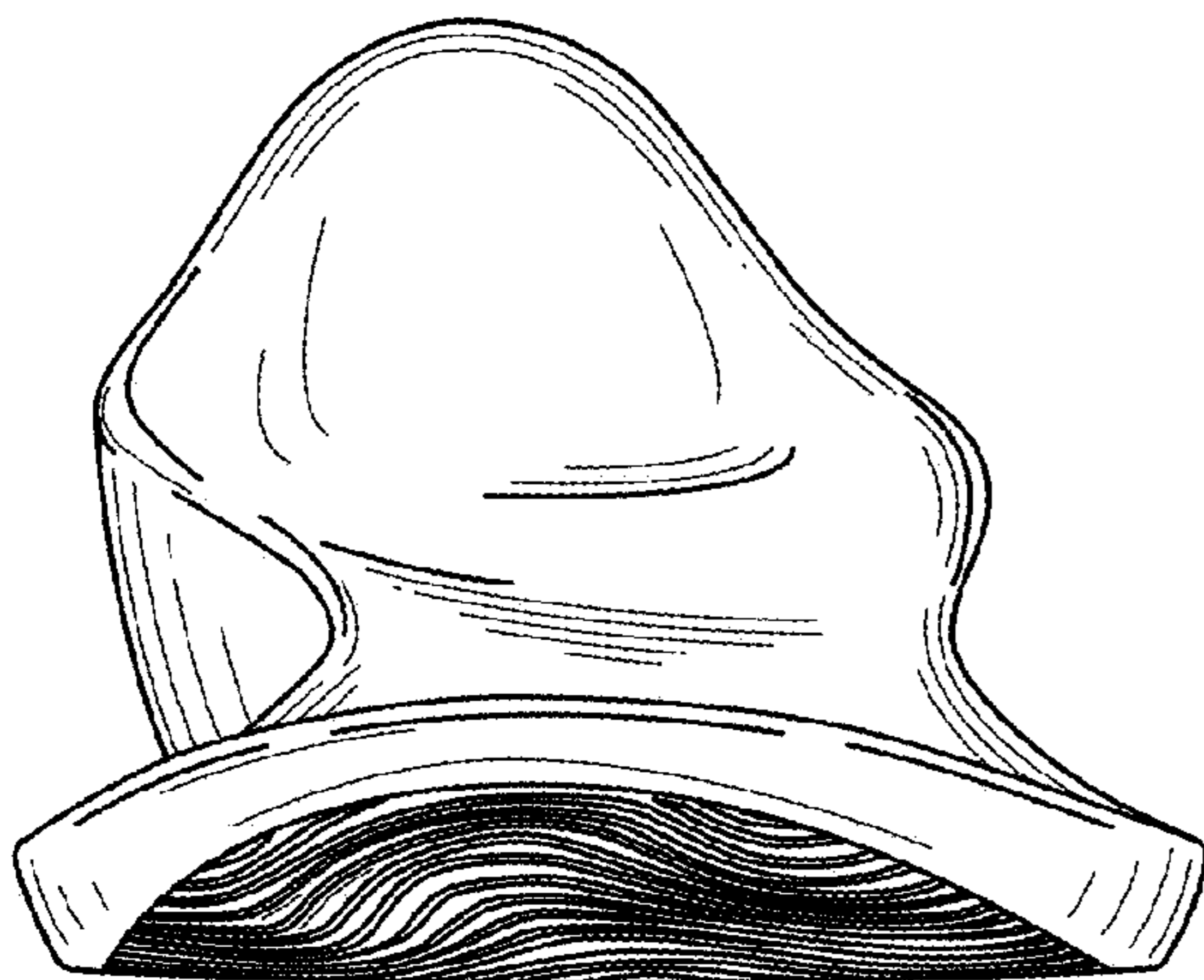


FIG. 2




FIG. 6



FIG. 3



FIG. 4

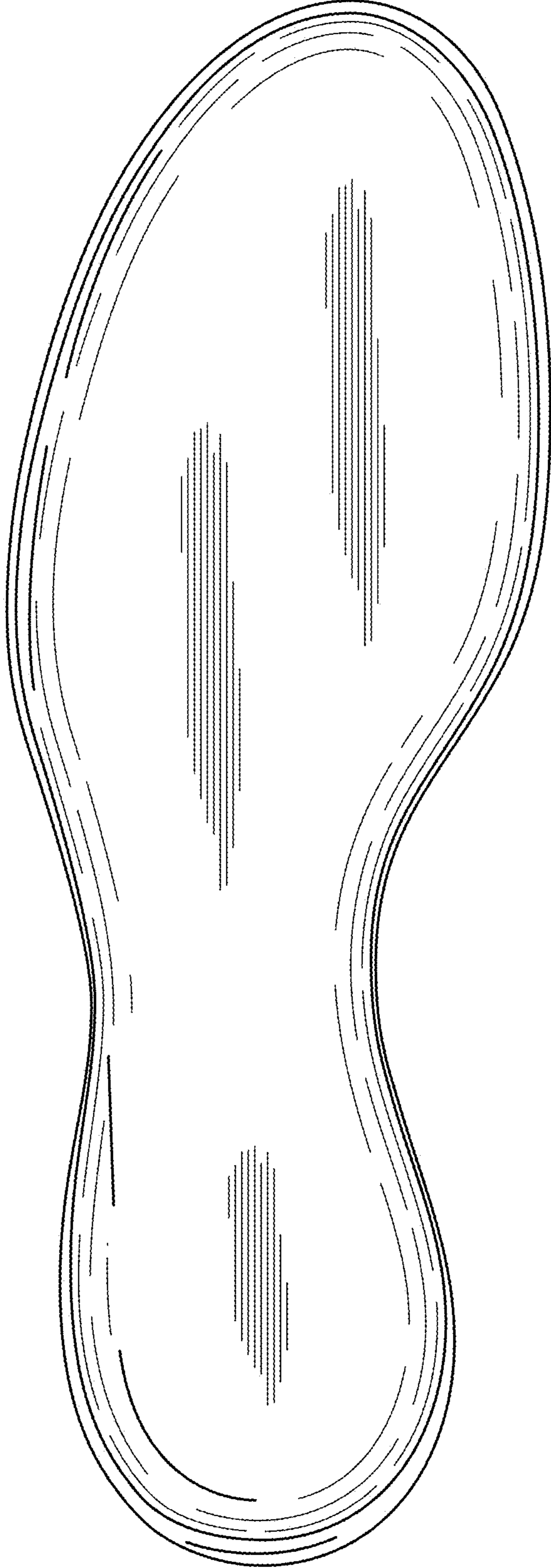


FIG. 5

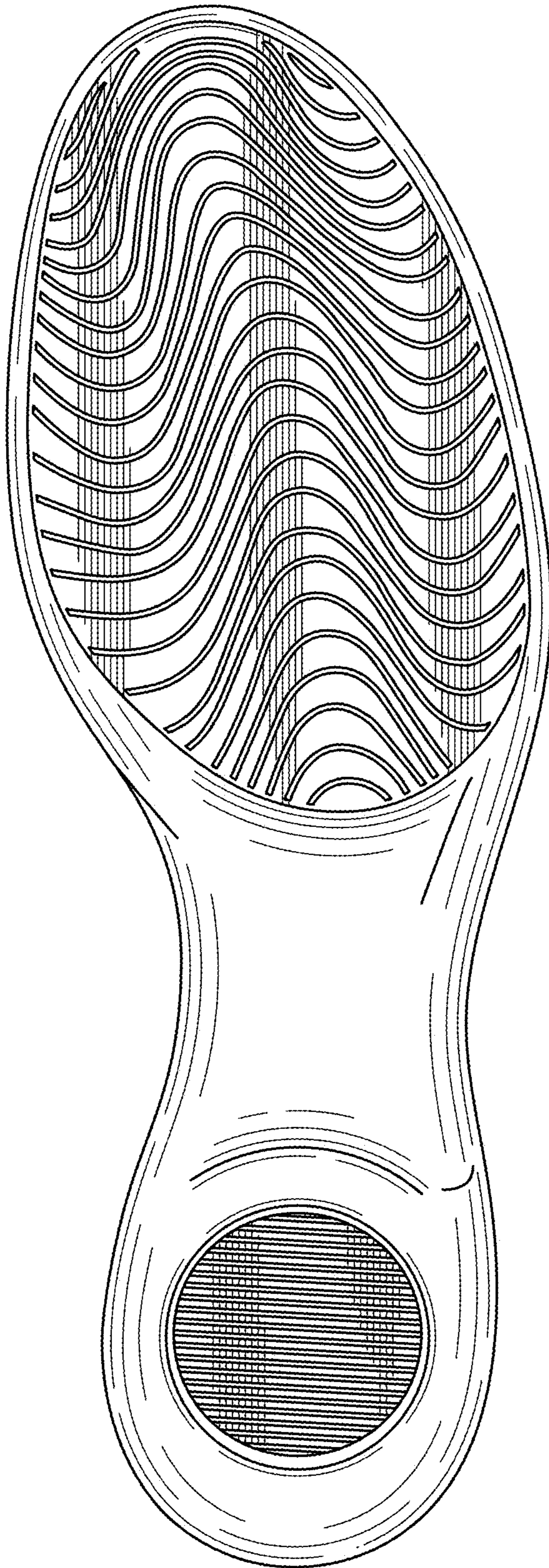


FIG. 7