



US00D679899S

(12) **United States Design Patent**
Taestensen

(10) **Patent No.:** **US D679,899 S**

(45) **Date of Patent:** **** Apr. 16, 2013**

(54) **SOLE**

(75) Inventor: **Niki Taestensen**, Aabenraa (DK)

(73) Assignee: **ECCO Sko A/S**, Bredebro (DK)

(**) Term: **14 Years**

(21) Appl. No.: **29/397,903**

(22) Filed: **Jul. 22, 2011**

(30) **Foreign Application Priority Data**

Jan. 25, 2011 (EM) 001810557-0006

(51) **LOC (9) Cl.** **02-04**

(52) **U.S. Cl.**
USPC **D2/953**; D2/951

(58) **Field of Classification Search** D2/902,
D2/906, 908, 916, 918, 925, 946-962, 977;
36/3 B, 22 R, 24.5, 25 R, 28, 32 R, 34 R,
36/59 C, 67 A, 103

See application file for complete search history.

(56) **References Cited**

U.S. PATENT DOCUMENTS

D76,541 S *	10/1928	Hopwood	D2/953
D107,977 S *	1/1938	Tousley	D2/953
D193,958 S *	10/1962	Seme	D21/771
D272,963 S *	3/1984	Muller et al.	D2/908
D329,131 S *	9/1992	Ostberg	D2/953
D330,973 S *	11/1992	Hatfield	D2/953
D366,354 S *	1/1996	Yoshikawa et al.	D2/953
D455,895 S *	4/2002	Yang	D2/955
D474,004 S *	5/2003	Kuerbis	D2/953
D474,005 S *	5/2003	Kuerbis	D2/953
D481,854 S *	11/2003	Belley et al.	D2/953
D529,697 S *	10/2006	Earle	D2/960
D540,516 S *	4/2007	Weitzman	D2/953
7,281,343 B2 *	10/2007	Riha et al.	36/59 C
D558,958 S *	1/2008	Motomura	D2/916
D559,516 S *	1/2008	Norton et al.	D2/962

D581,640 S *	12/2008	Earle	D2/956
D596,385 S *	7/2009	McDade et al.	D2/953
D604,482 S *	11/2009	Fletcher	D2/917
D608,990 S *	2/2010	Truelsen	D2/946
7,784,197 B2 *	8/2010	Crane et al.	36/43
D637,798 S *	5/2011	Della Valle et al.	D2/908
D639,041 S *	6/2011	Truelsen	D2/969
D641,145 S *	7/2011	Della Valle et al.	D2/953
D650,567 S *	12/2011	Badegruber	D2/956
8,186,079 B2 *	5/2012	Carboy et al.	36/59 C
2004/0003513 A1 *	1/2004	Crane et al.	36/29
2006/0026865 A1 *	2/2006	Grisoni et al.	36/43
2007/0028485 A1 *	2/2007	Crane et al.	36/43
2010/0281714 A1 *	11/2010	Carboy et al.	36/25 R

* cited by examiner

Primary Examiner — T. Chase Nelson

(74) *Attorney, Agent, or Firm* — McCormick, Paulding & Huber LLP

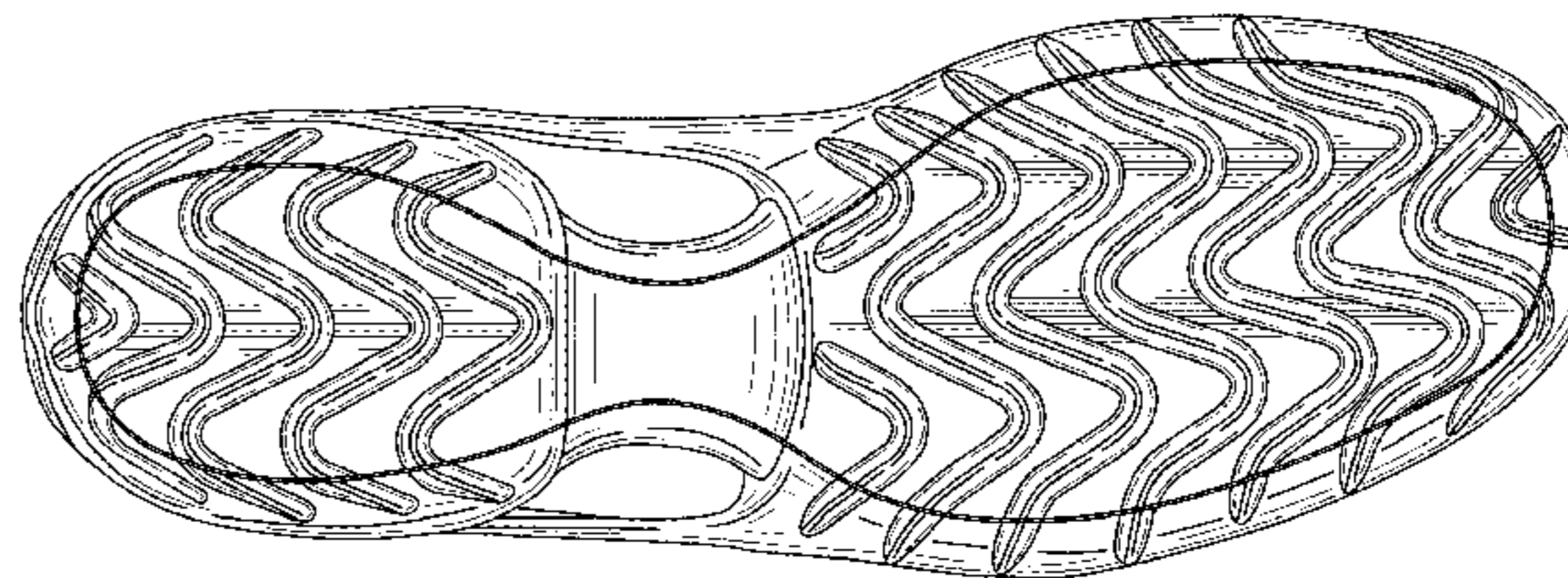
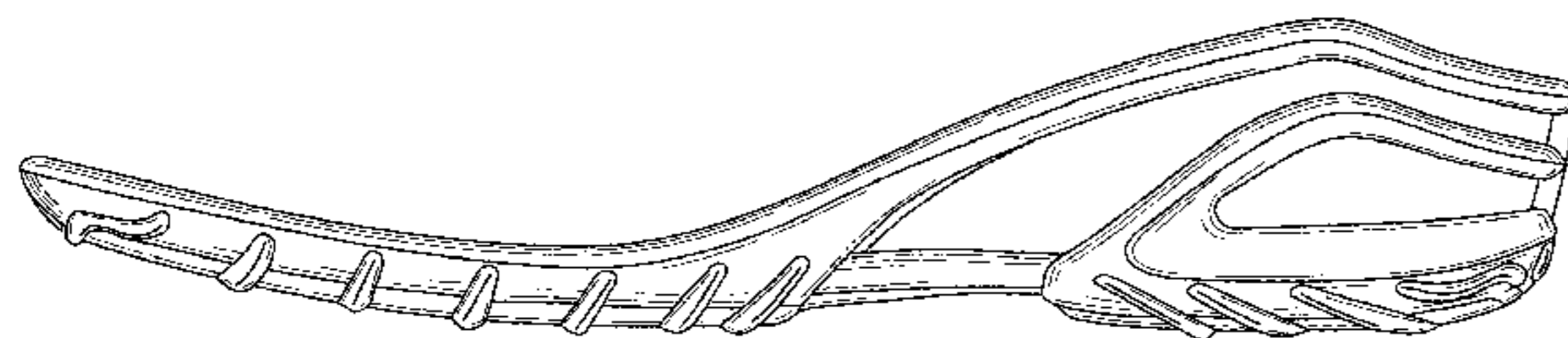
(57) **CLAIM**

The ornamental design for a sole, substantially as shown and described.

DESCRIPTION

FIG. 1 is a front, top, right-hand side perspective view of a sole comprising a new, original and ornamental design;
 FIG. 2 is a front view of a sole comprising the new, original and ornamental design;
 FIG. 3 is a left-hand side view of a sole comprising the new, original and ornamental design;
 FIG. 4 is a right-hand side view of a sole comprising the new, original and ornamental design;
 FIG. 5 is a top view of a sole comprising the new, original and ornamental design;
 FIG. 6 is a rear view of a sole comprising the new, original and ornamental design; and,
 FIG. 7 is a bottom view of a sole comprising the new, original and ornamental design.

1 Claim, 4 Drawing Sheets



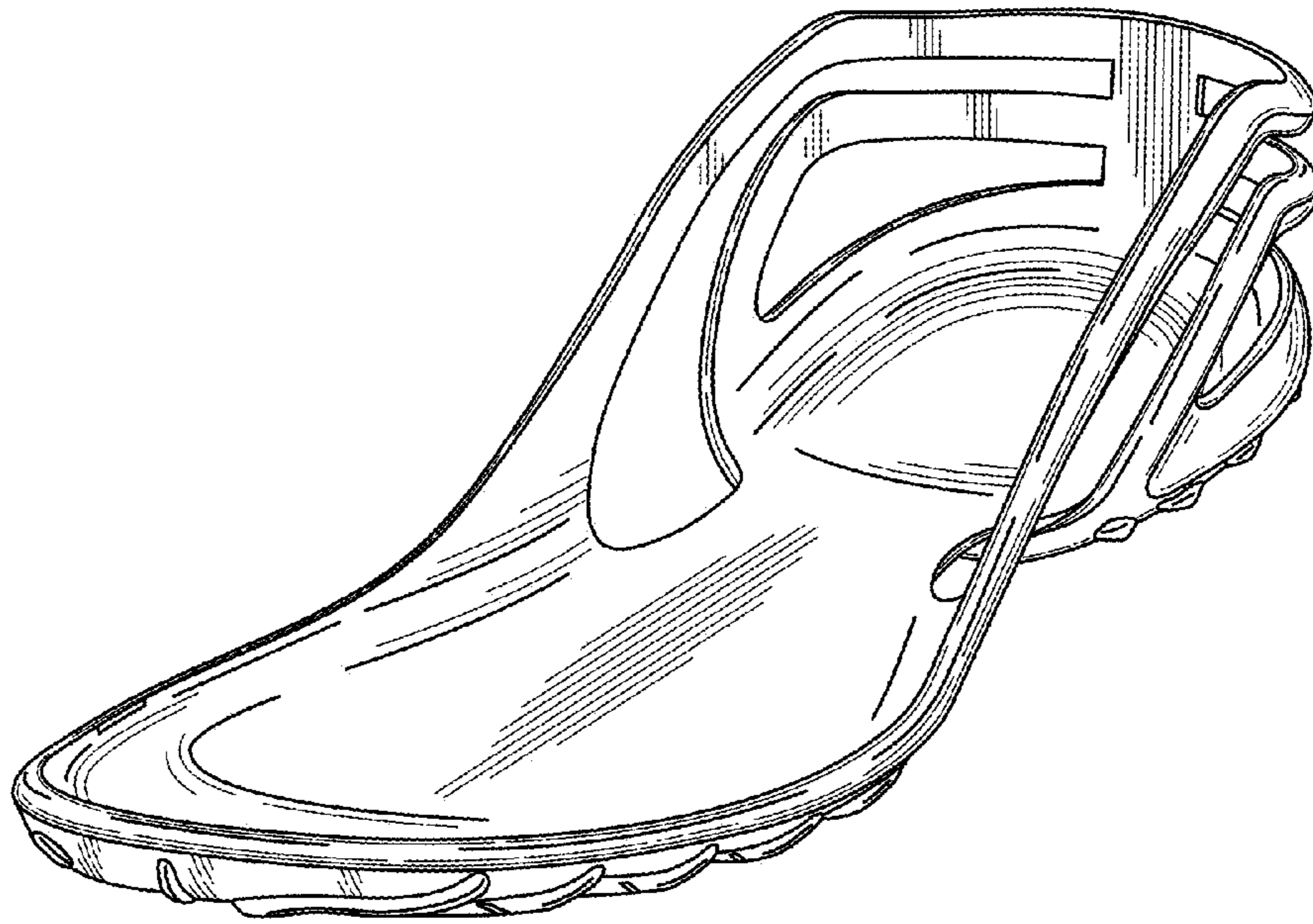


FIG. 1

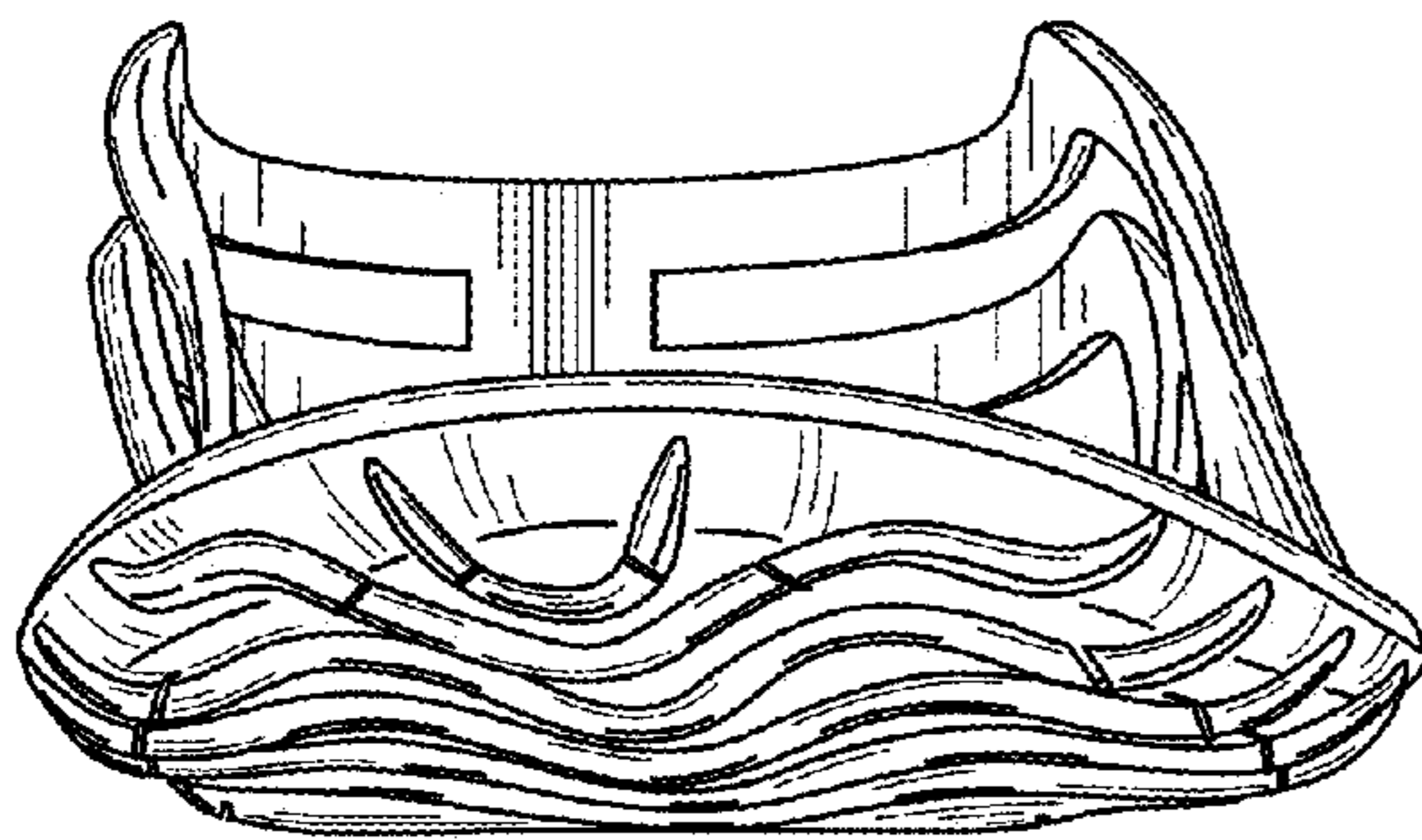


FIG. 2

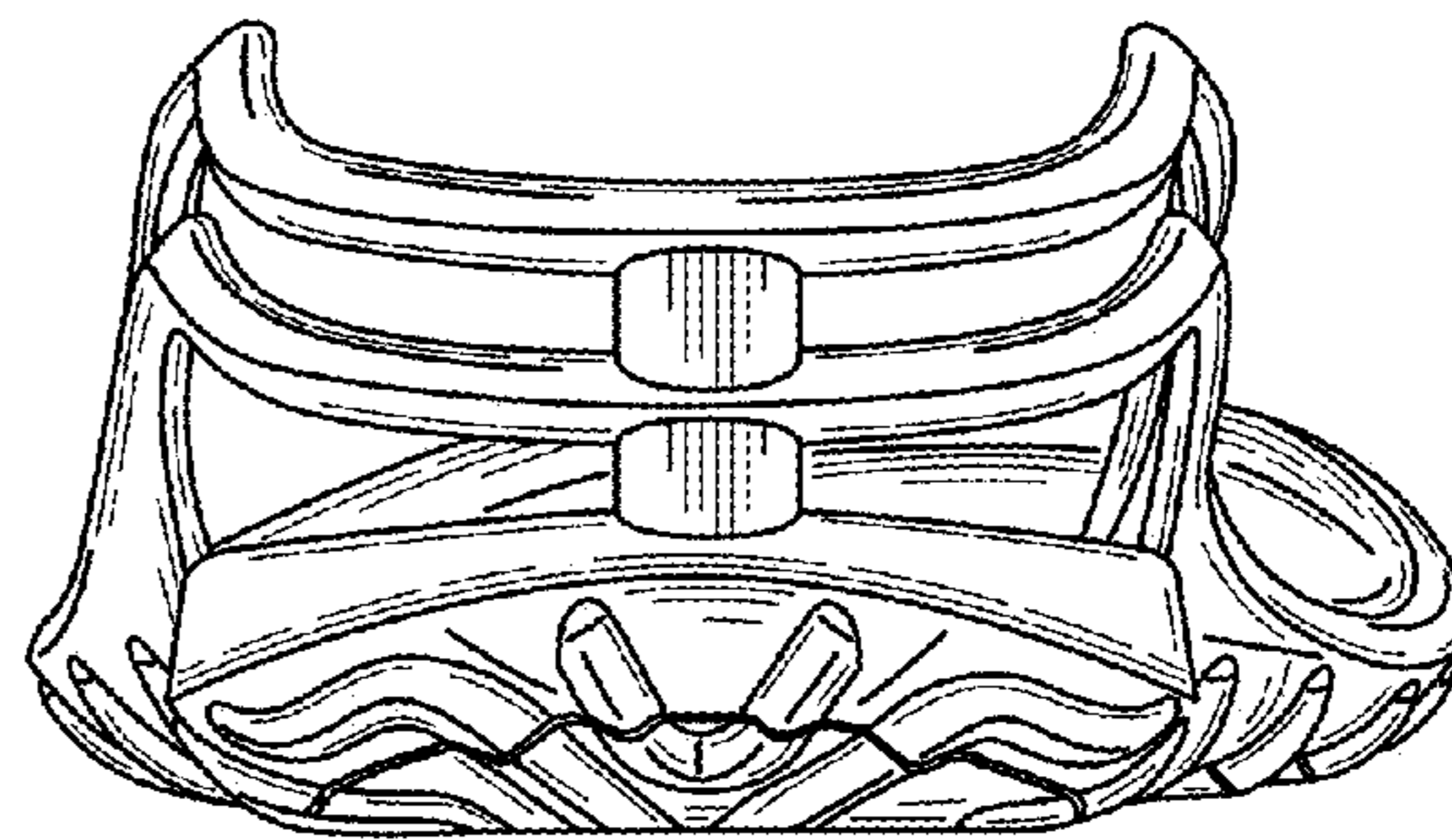


FIG. 6

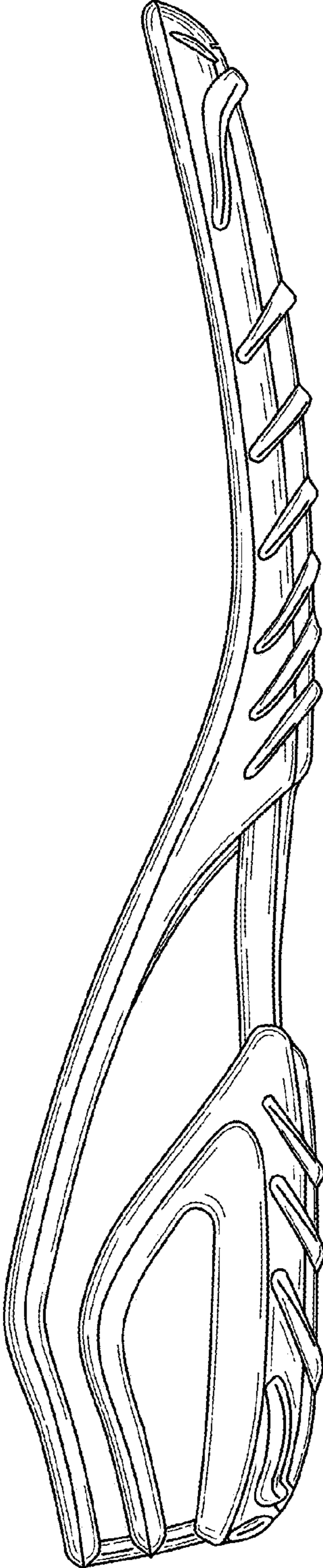


FIG. 3

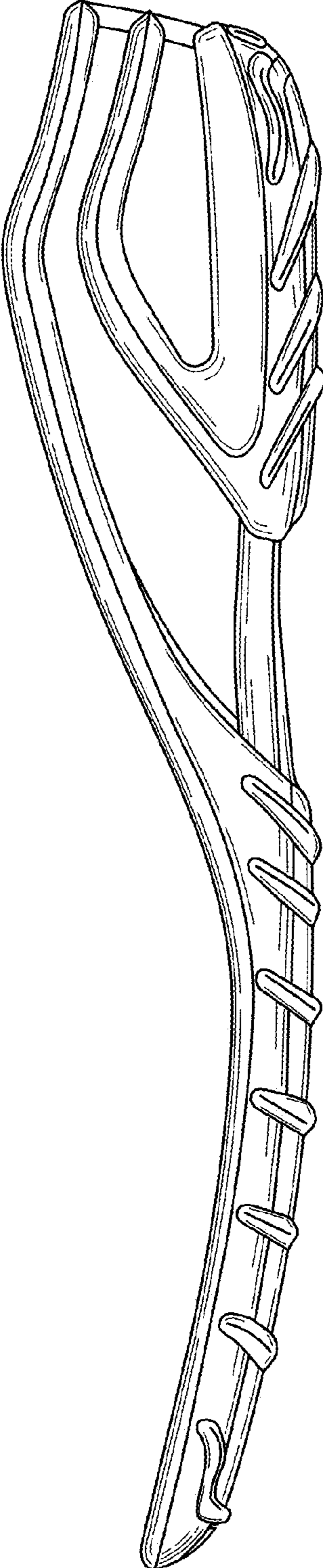


FIG. 4

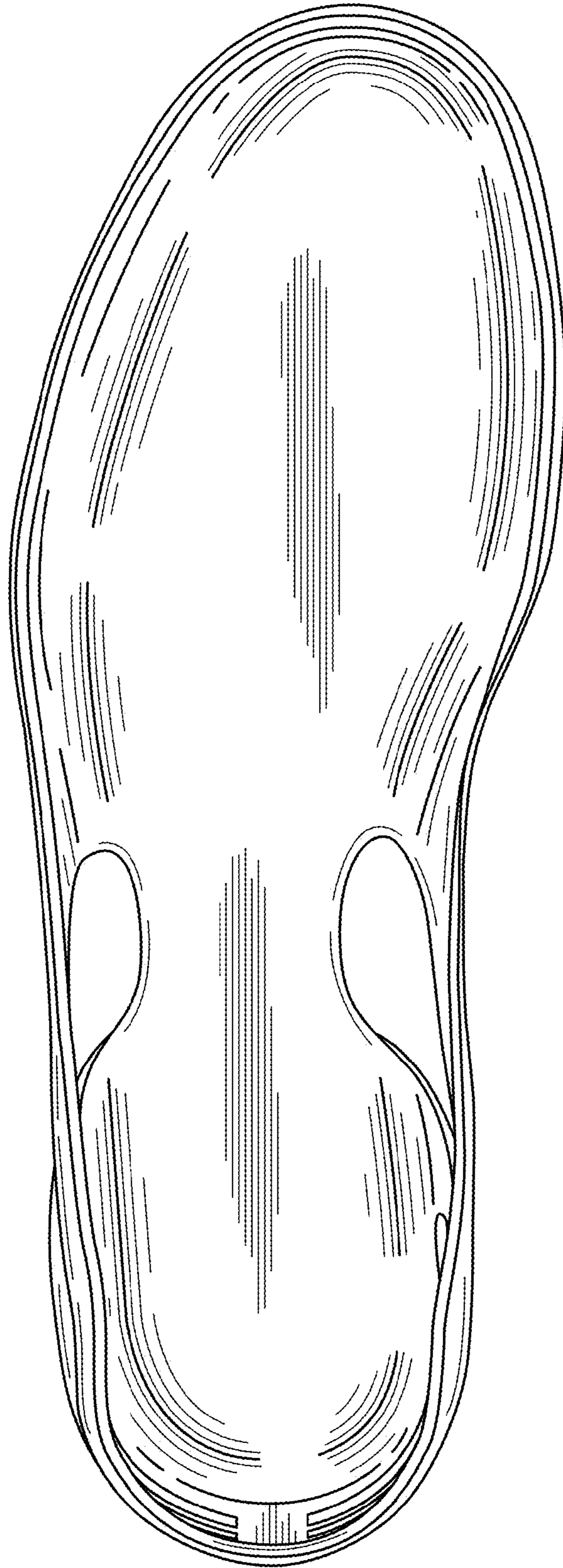


FIG. 5

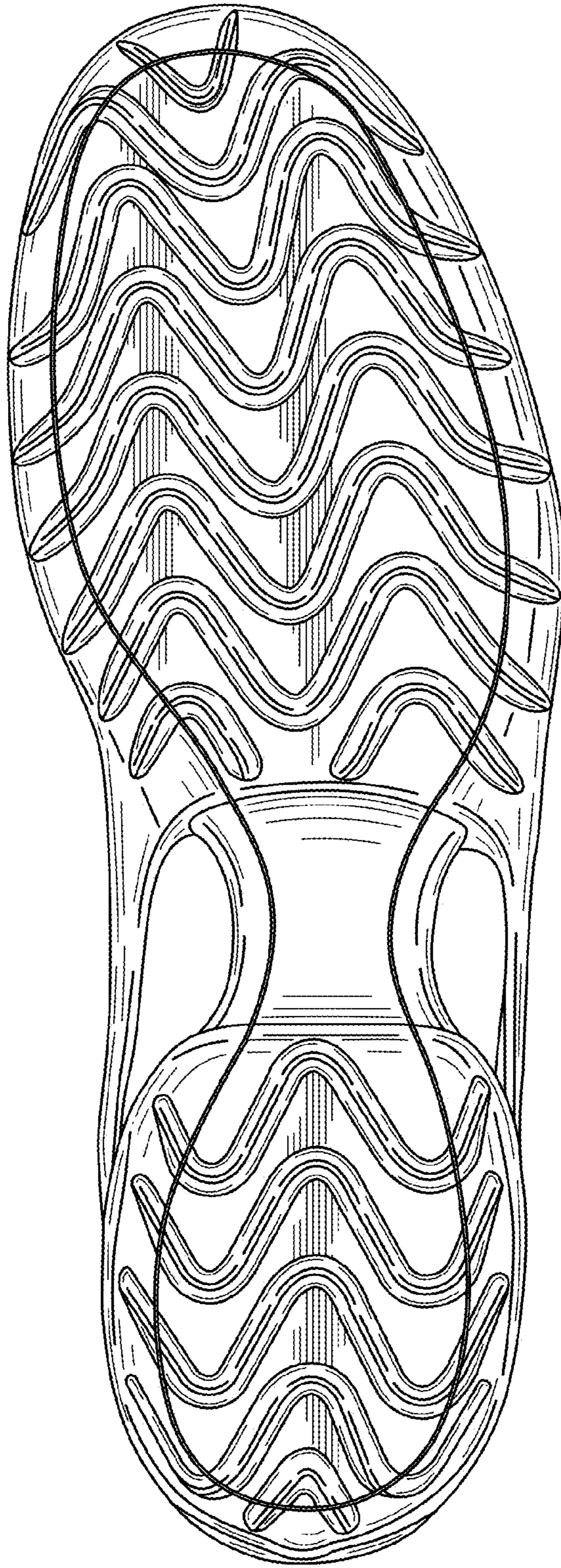


FIG. 7