



US00D679892S

(12) **United States Design Patent**
Brauch

(10) **Patent No.:** **US D679,892 S**

(45) **Date of Patent:** **** Apr. 16, 2013**

(54) **SLEEVED GARMENT**

(76) **Inventor:** **Lisa K. Brauch**, Ponte Vedra Beach, FL (US)

(**) **Term:** **14 Years**

(21) **Appl. No.:** **29/429,564**

(22) **Filed:** **Aug. 13, 2012**

(51) **LOC (9) Cl.** **02-02**

(52) **U.S. Cl.**
USPC **D2/823**

(58) **Field of Classification Search** D2/749-751,
D2/840, 841, 844, 823, 824, 826; 2/90, 105,
2/106, 88, 92

See application file for complete search history.

(56) **References Cited**

U.S. PATENT DOCUMENTS

D92,603	S	*	6/1934	James	D2/823
2,603,788	A	*	7/1952	Page	2/84
D170,340	S	*	9/1953	Salny	D2/823
2,669,721	A	*	2/1954	Koch	2/88
2,719,978	A	*	10/1955	Rosenthal	2/106
D288,500	S	*	3/1987	Mather	D2/847
4,706,304	A	*	11/1987	Jones	2/91
D572,435	S	*	7/2008	Bily et al.	D2/828
D578,278	S	*	10/2008	Song	D2/823
D639,024	S	*	6/2011	Benderradji	D2/830

OTHER PUBLICATIONS

First Advertisement for Mary Portas & Charnos Lace Armery; Provided by Peek Brooklyn; Advertisement found at <http://www.peakbrooklyn.com/products/right-to-bare-arms-mary-portas-charnos-lace-armery>;

Available at least as early as Oct. 31, 2012. Second Advertisement for Mary Portas & Charnos Lace Armery; Provided by House of Fraser; Advertisement found at <http://www.houseoffraser.co.uk/Mary+Portas+Charnos+Lace+Armery/D305378,default.pd.html>; Advertisement available at least as early as Jan. 7, 2013.

* cited by examiner

Primary Examiner — Rashida Johnson

(74) *Attorney, Agent, or Firm* — Smith, Gambrell & Russell

(57) **CLAIM**

The ornamental design for a sleeved garment, as shown and described.

DESCRIPTION

FIG. 1 is a rear perspective view of the sleeved garment worn on a person, the person illustrated in dashed lines and forming no part of the claimed design;

FIG. 2 is a front perspective view sleeved garment worn on a person, the person illustrated in dashed lines and forming no part of the claimed design;

FIG. 3 is a front elevational view thereof;

FIG. 4 is a rear elevational view thereof;

FIG. 5 is a left side view thereof;

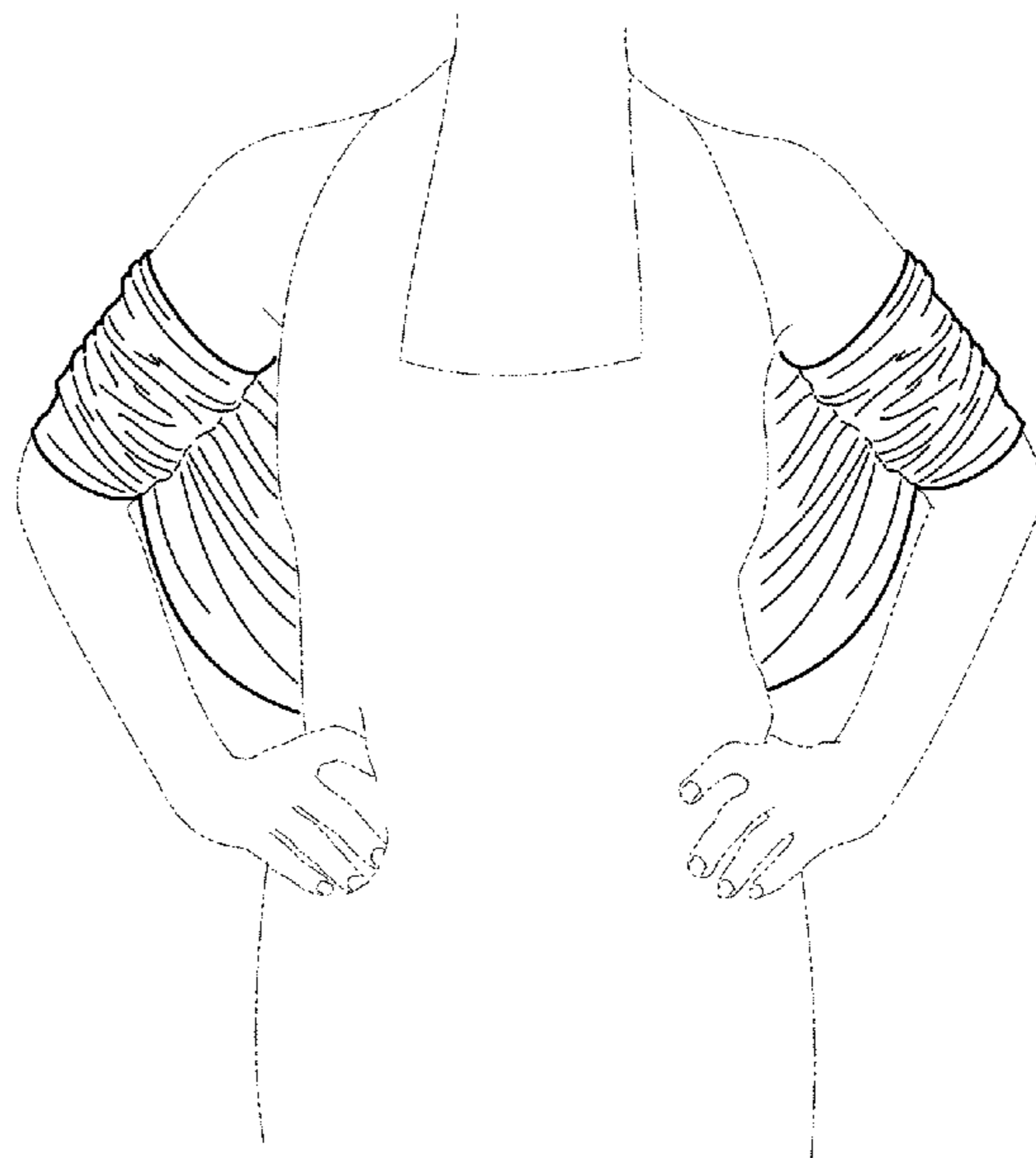

FIG. 6 is a right side view thereof;

FIG. 7 is a top view thereof; and,

FIG. 8 is a bottom view thereof.

The broken lines shown on the drawing are for illustrative purposes only and form no part of the claimed design.

1 Claim, 4 Drawing Sheets






FIG. 1

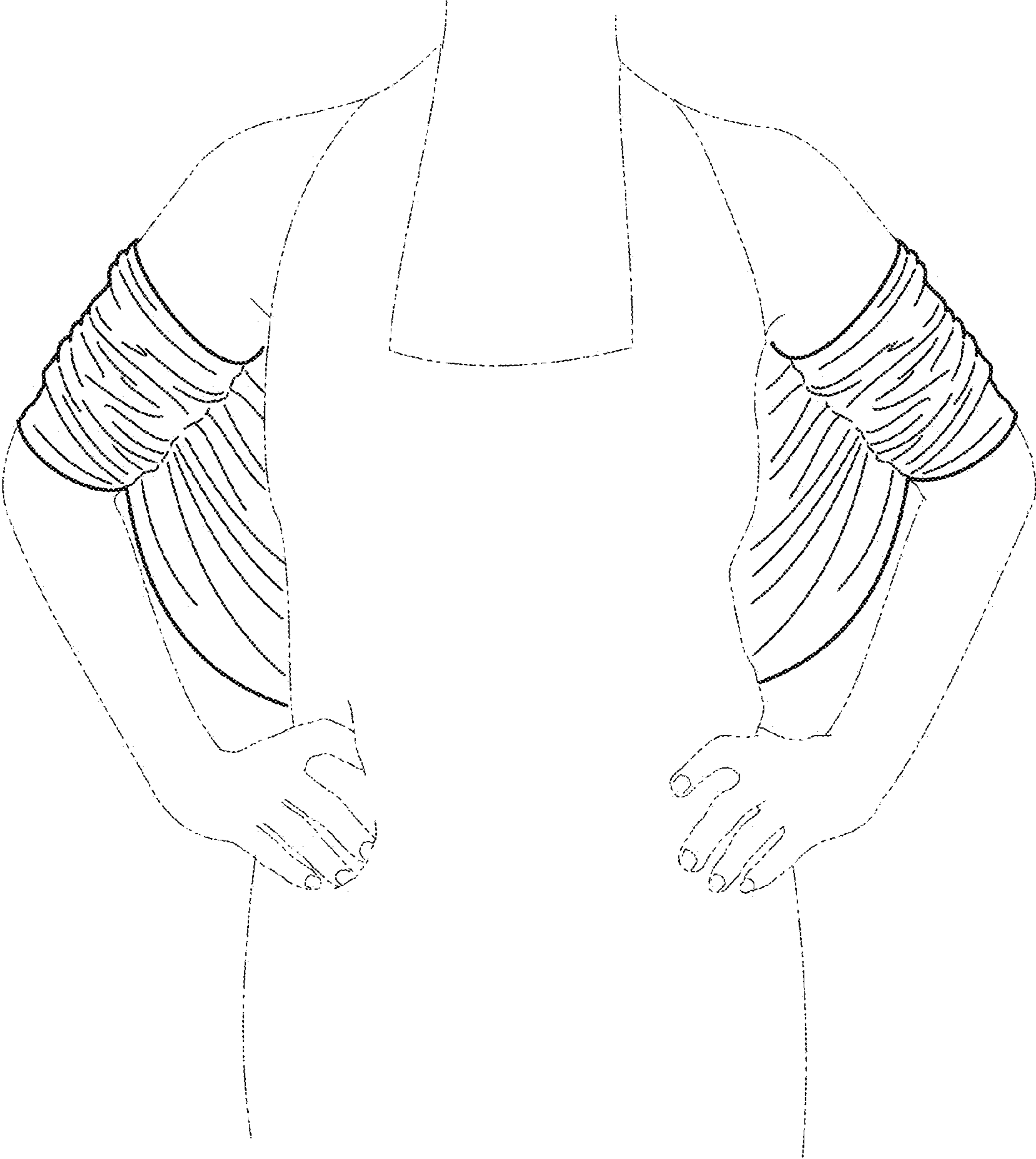


FIG. 2

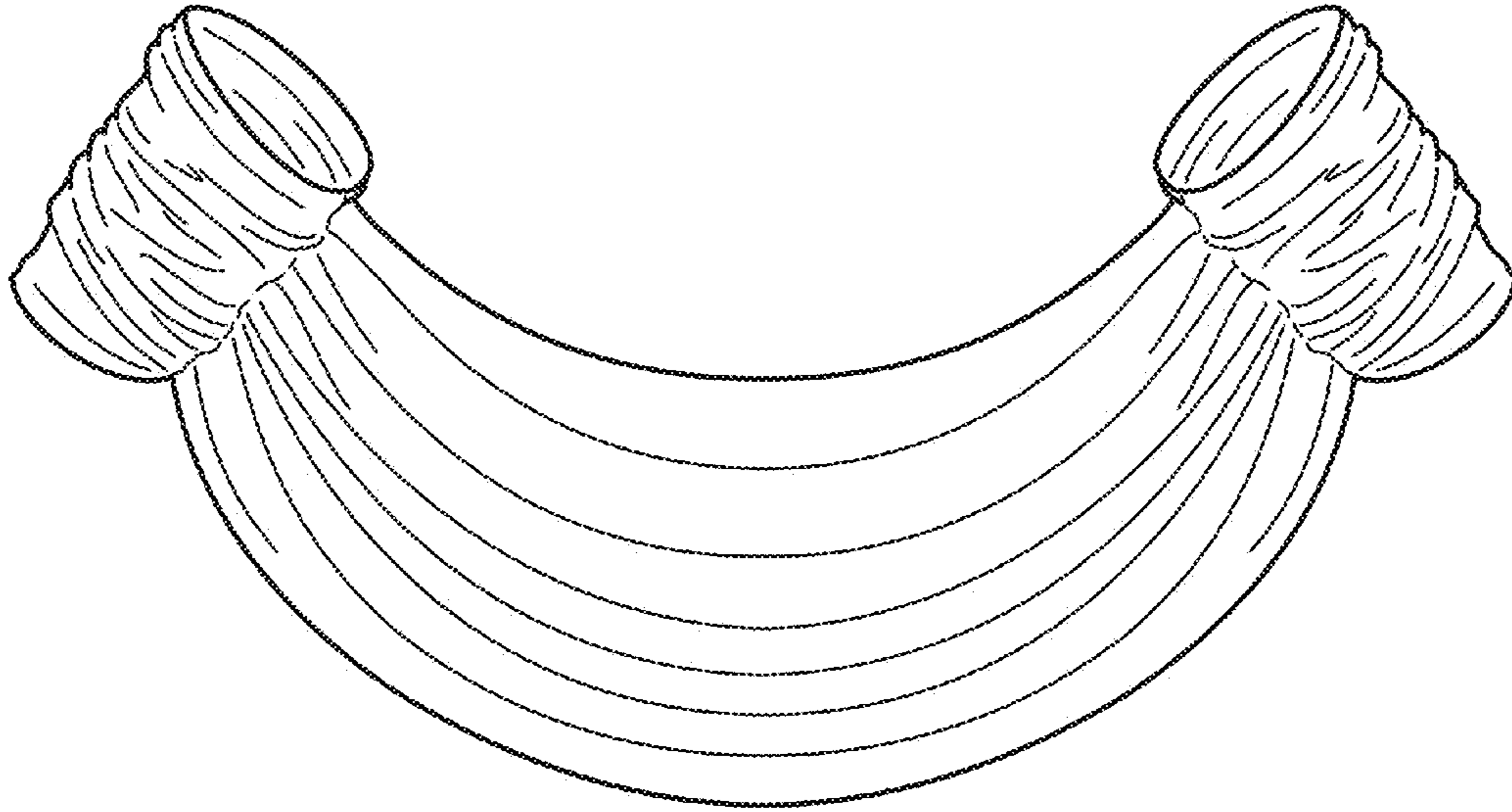


FIG. 3

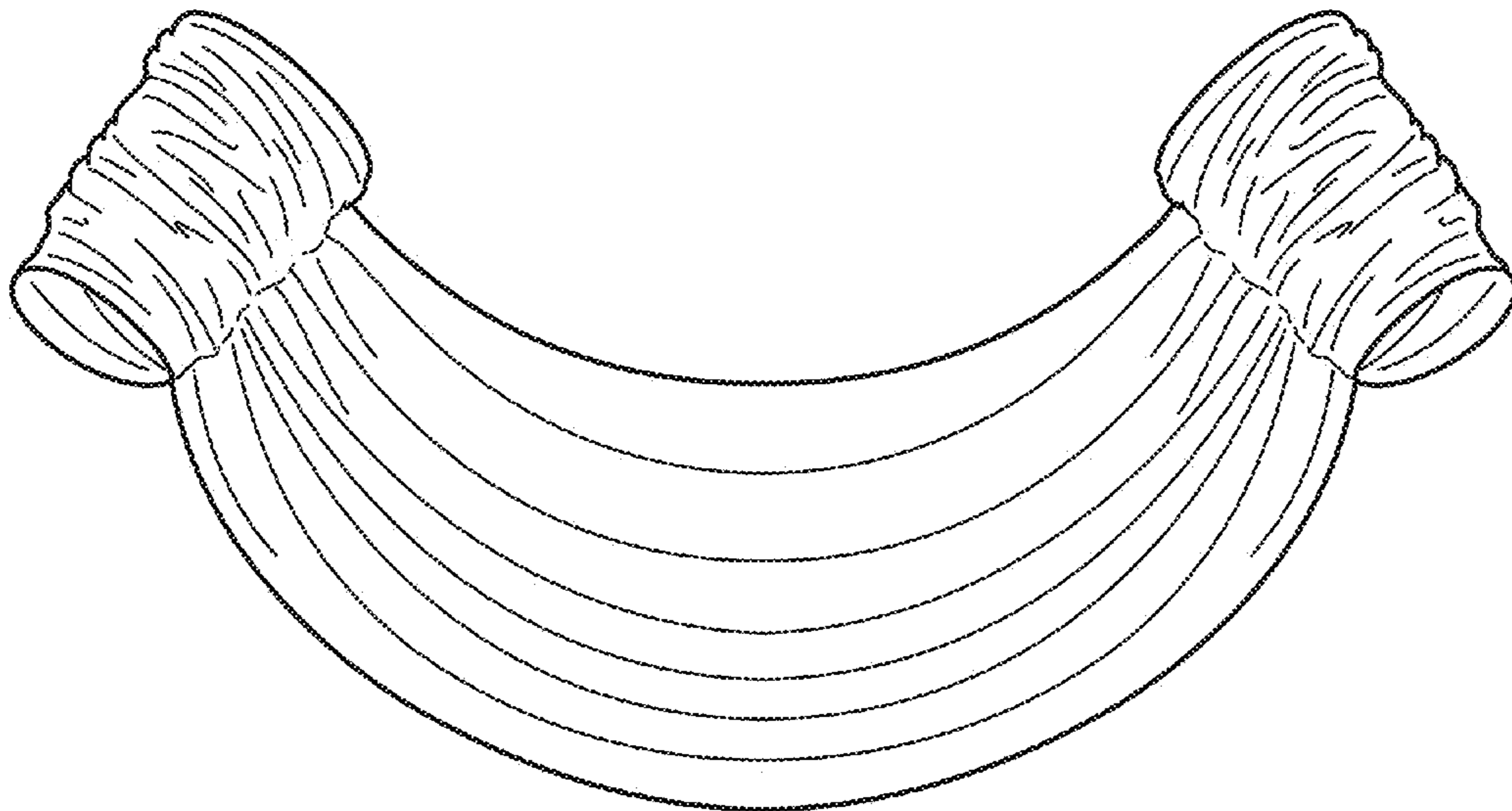


FIG. 4

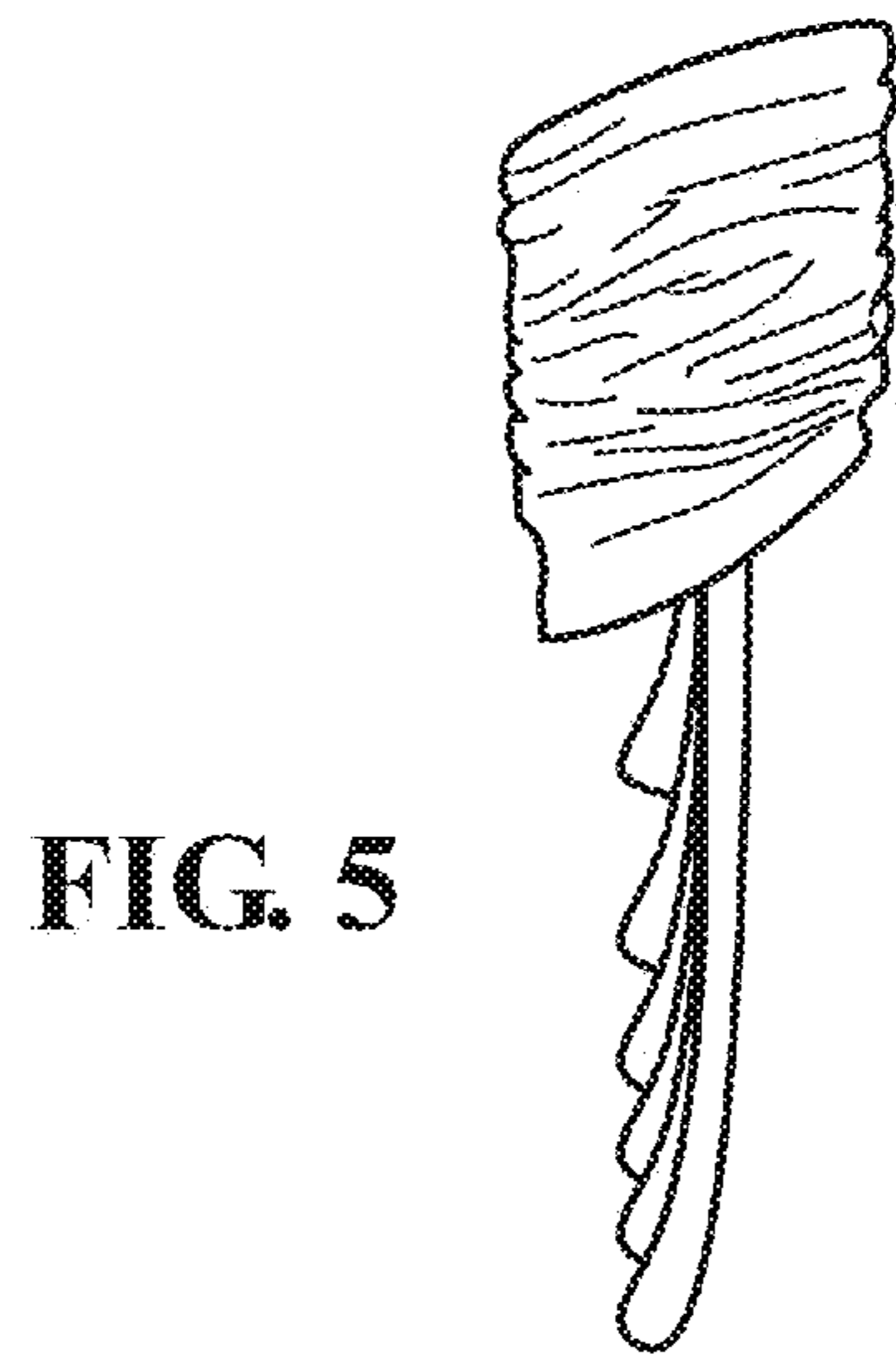


FIG. 5

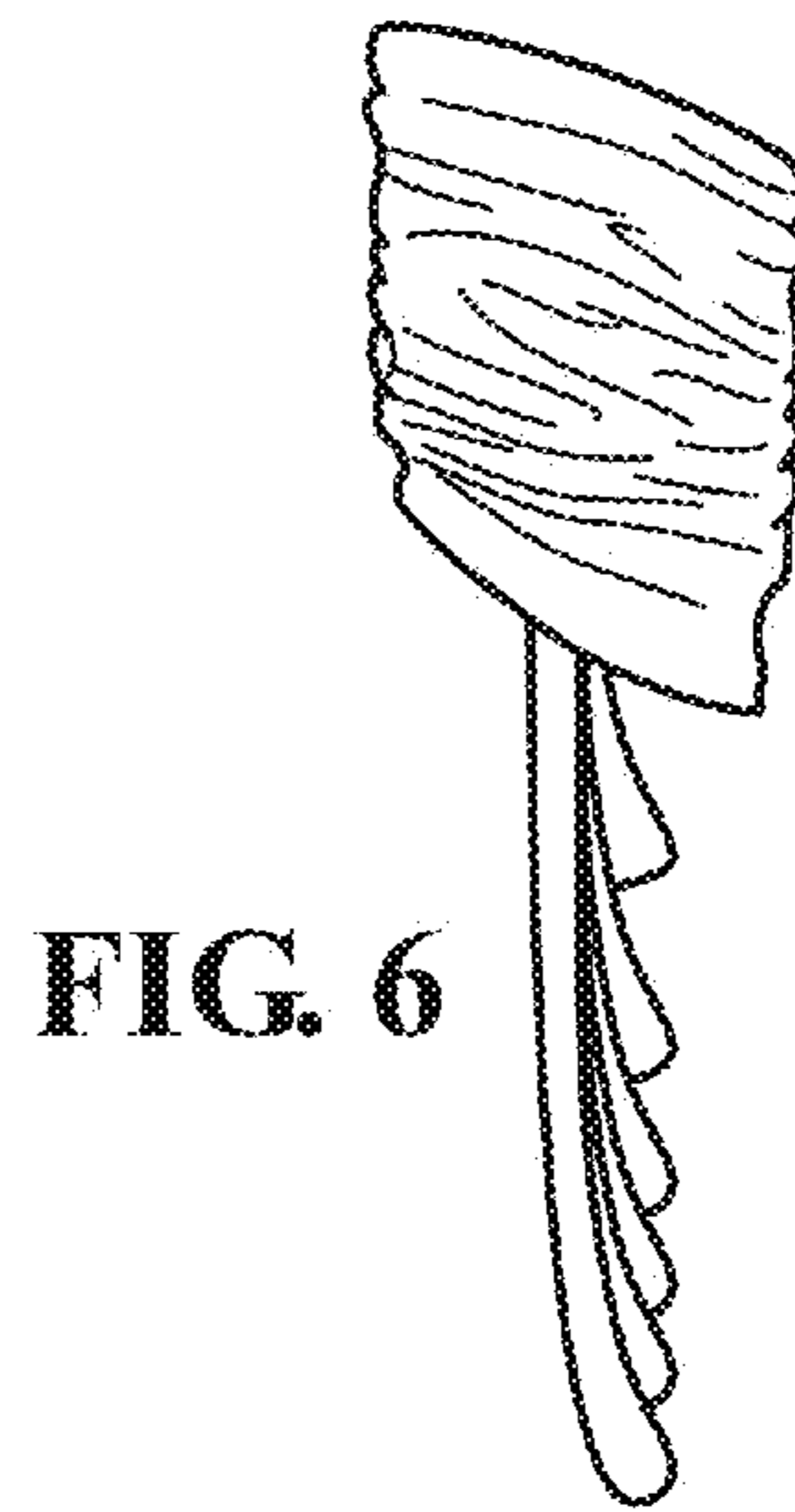


FIG. 6




FIG. 7

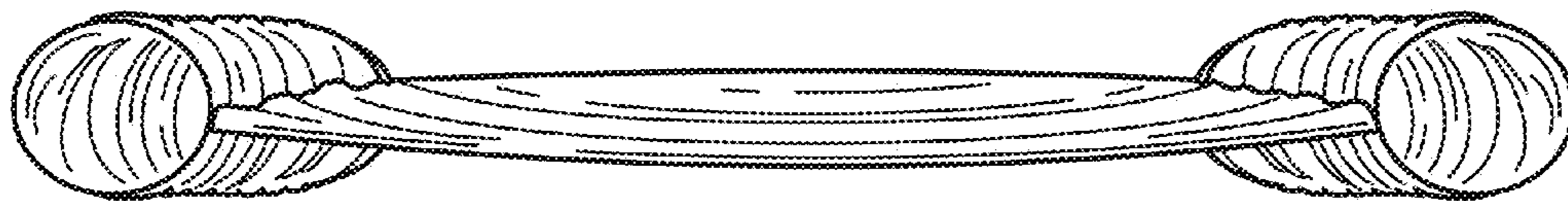


FIG. 8