



US00D679852S

(12) **United States Design Patent**
Smith

(10) **Patent No.:** **US D679,852 S**
(45) **Date of Patent:** **** Apr. 9, 2013**

(54) **SUN LIGHTING FIXTURE**

(75) Inventor: **Ryan Grey Smith**, Seattle, WA (US)

(73) Assignee: **3form, Inc.**, Salt Lake City, UT (US)

(**) Term: **14 Years**

(21) Appl. No.: **29/425,976**

(22) Filed: **Jun. 28, 2012**

(51) **LOC (9) Cl.** **26-05**

(52) **U.S. Cl.** **D26/88; D26/118**

(58) **Field of Classification Search** D26/25,
D26/26, 73, 87, 88, 92, 94, 101, 118, 125,
D26/127; 362/124, 147, 431, 806; D11/115,
D11/139

See application file for complete search history.

(56) **References Cited**

U.S. PATENT DOCUMENTS

482,362	A *	9/1892	Jordan et al.	362/122
D36,713	S *	12/1903	Vanderbilt	D26/125
2,212,638	A *	8/1940	Franke	D11/121
D183,973	S	11/1958	Navratil		
D191,678	S	10/1961	Kaufmann		
3,039,220	A *	6/1962	Fristot	D11/117
3,600,572	A	8/1971	Grunwald		
D240,852	S	8/1976	Jacobsen		
D342,219	S *	12/1993	Cheng	D11/184
D509,315	S *	9/2005	Weiser et al.	D26/101
D570,526	S *	6/2008	Cenedese	D26/88
D604,451	S	11/2009	Smith		
D604,452	S	11/2009	Smith		

D604,890	S	11/2009	Smith		
D612,531	S	3/2010	Smith		
D620,636	S	7/2010	Holder		
D659,885	S *	5/2012	Holder	D26/88
D659,887	S *	5/2012	Holder	D26/90
D665,120	S *	8/2012	Damen et al.	D26/128

OTHER PUBLICATIONS

3Form Lightart fixture installed at entrance to Jacksonville Mall in North Carolina. Photo from online article of Jan. 26, 2010 at interiordesign.net.*

3FORM, Light Art, 2010, (43 pages).

* cited by examiner

Primary Examiner — Clare E Heflin

(74) *Attorney, Agent, or Firm* — Workman Nydegger

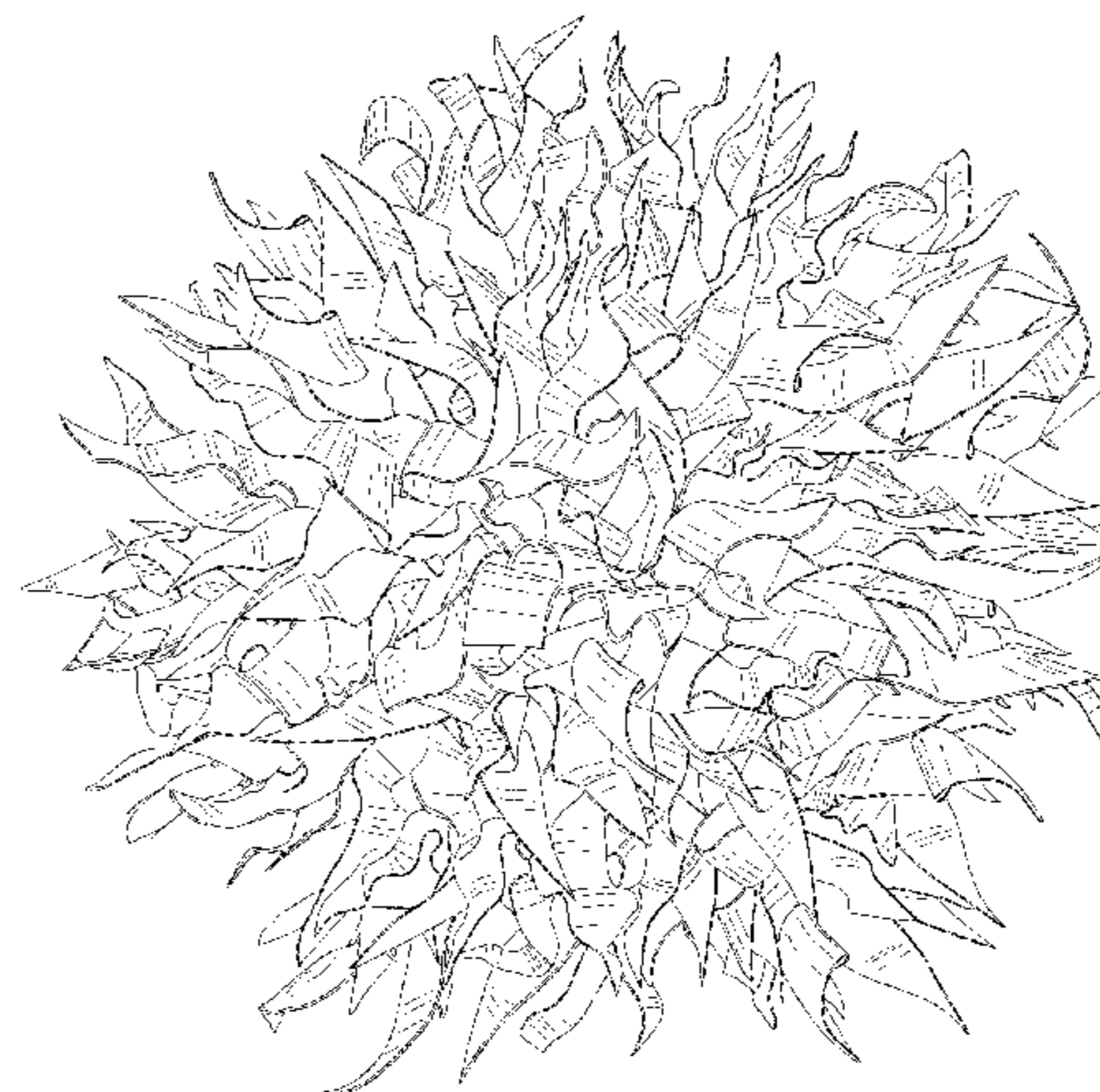
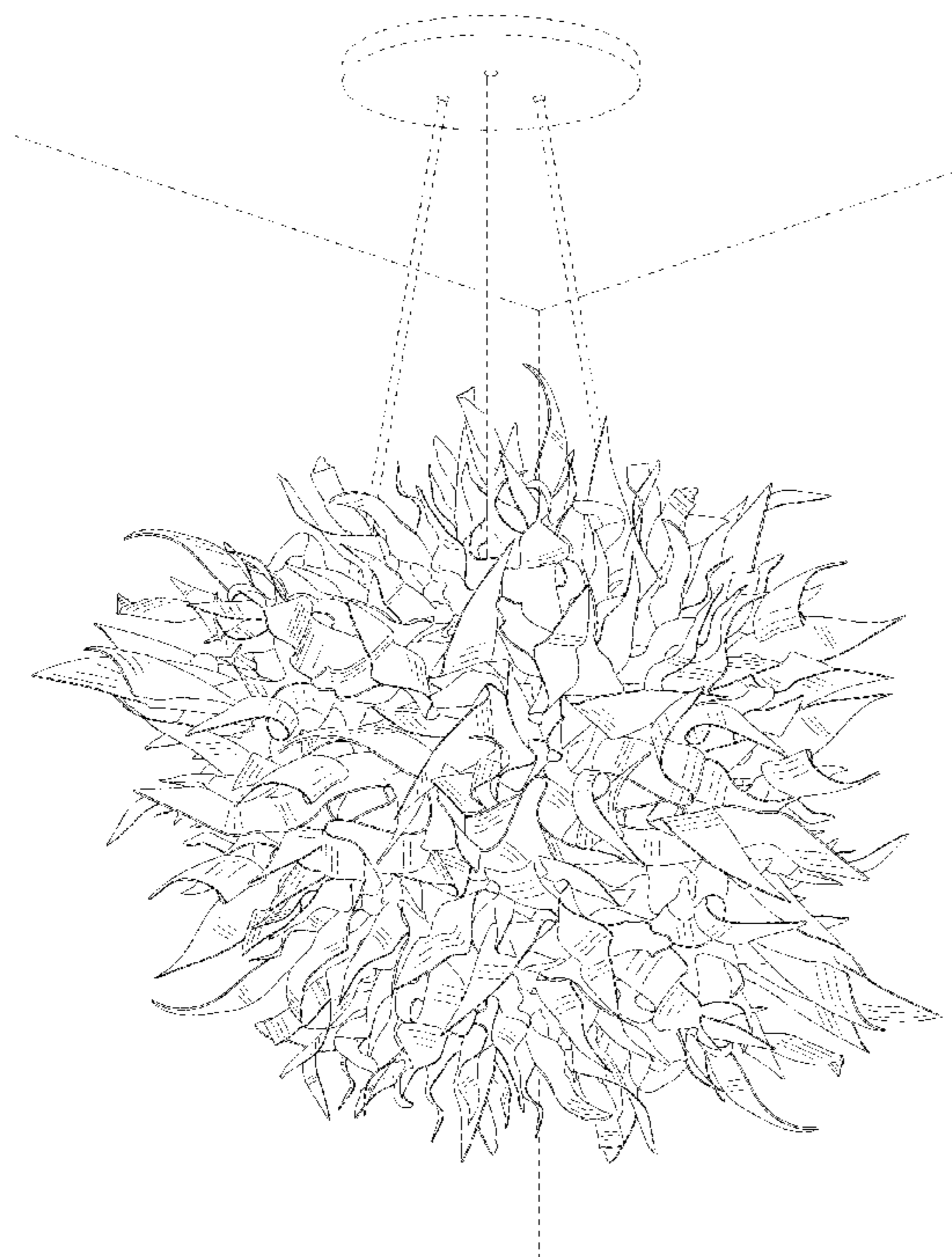
(57) **CLAIM**

The ornamental design for a sun lighting fixture, as shown and described.

DESCRIPTION

FIG. 1 is a bottom perspective view of a sun lighting fixture; FIG. 2 is a front elevational view thereof; FIG. 3 is a rear elevational view thereof; FIG. 4 is a right side view thereof; FIG. 5 is a left side view thereof; FIG. 6 is a top plan view thereof; and, FIG. 7 is a bottom plan view thereof. The broken lines included in the drawings are for illustrative purposes and form no part of the claimed design.

1 Claim, 7 Drawing Sheets



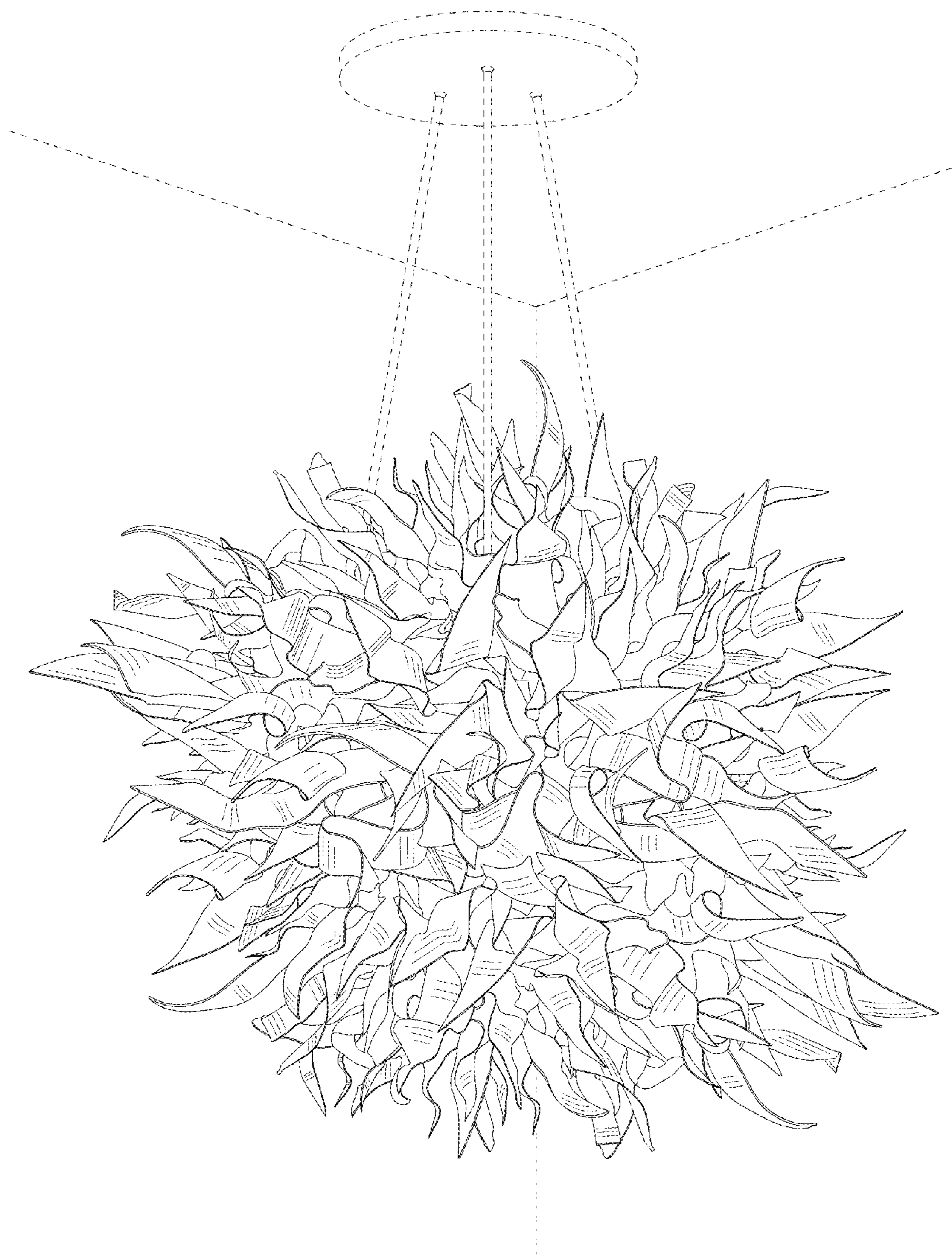


Fig. 1



Fig. 2

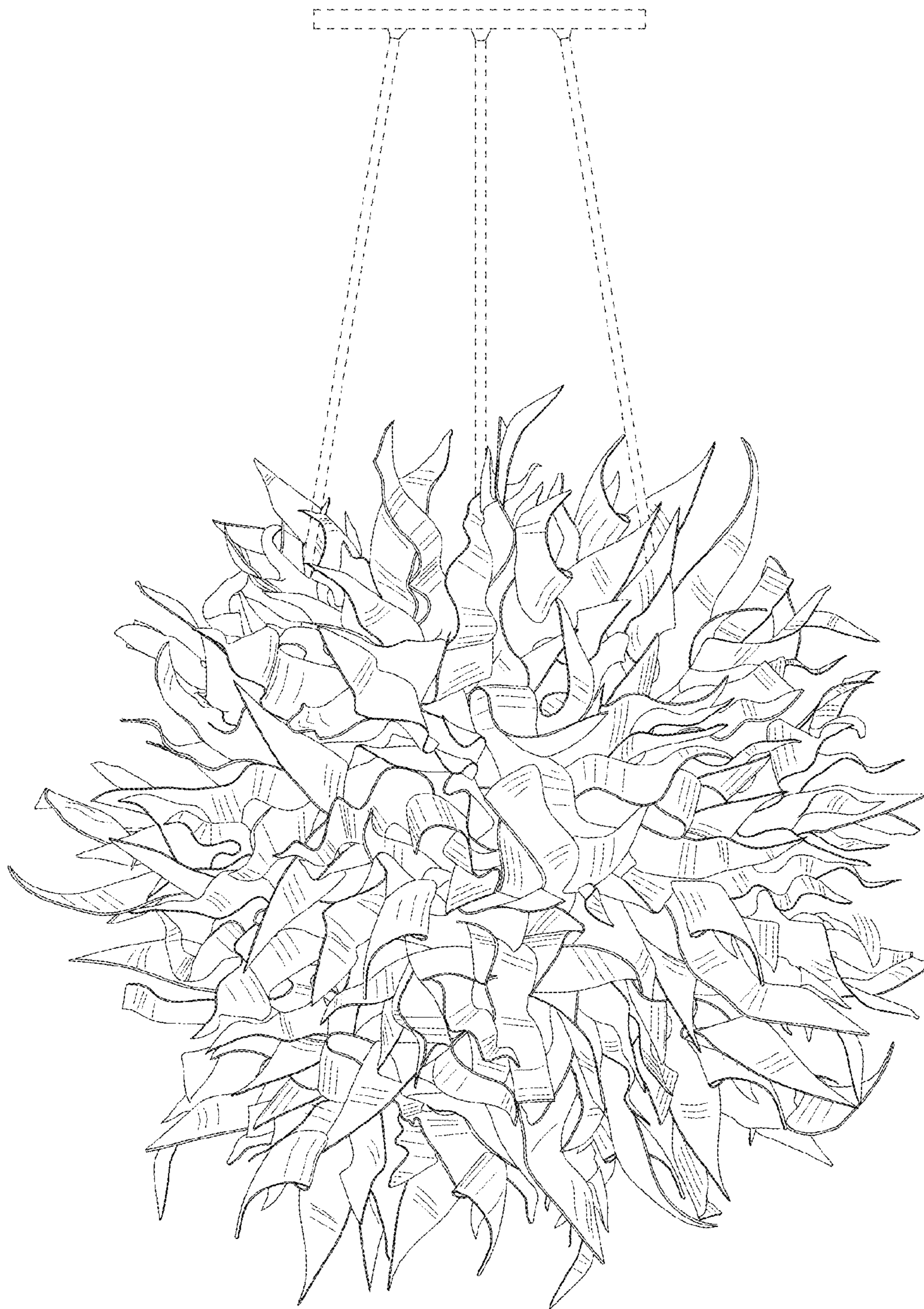


Fig. 3



Fig. 4

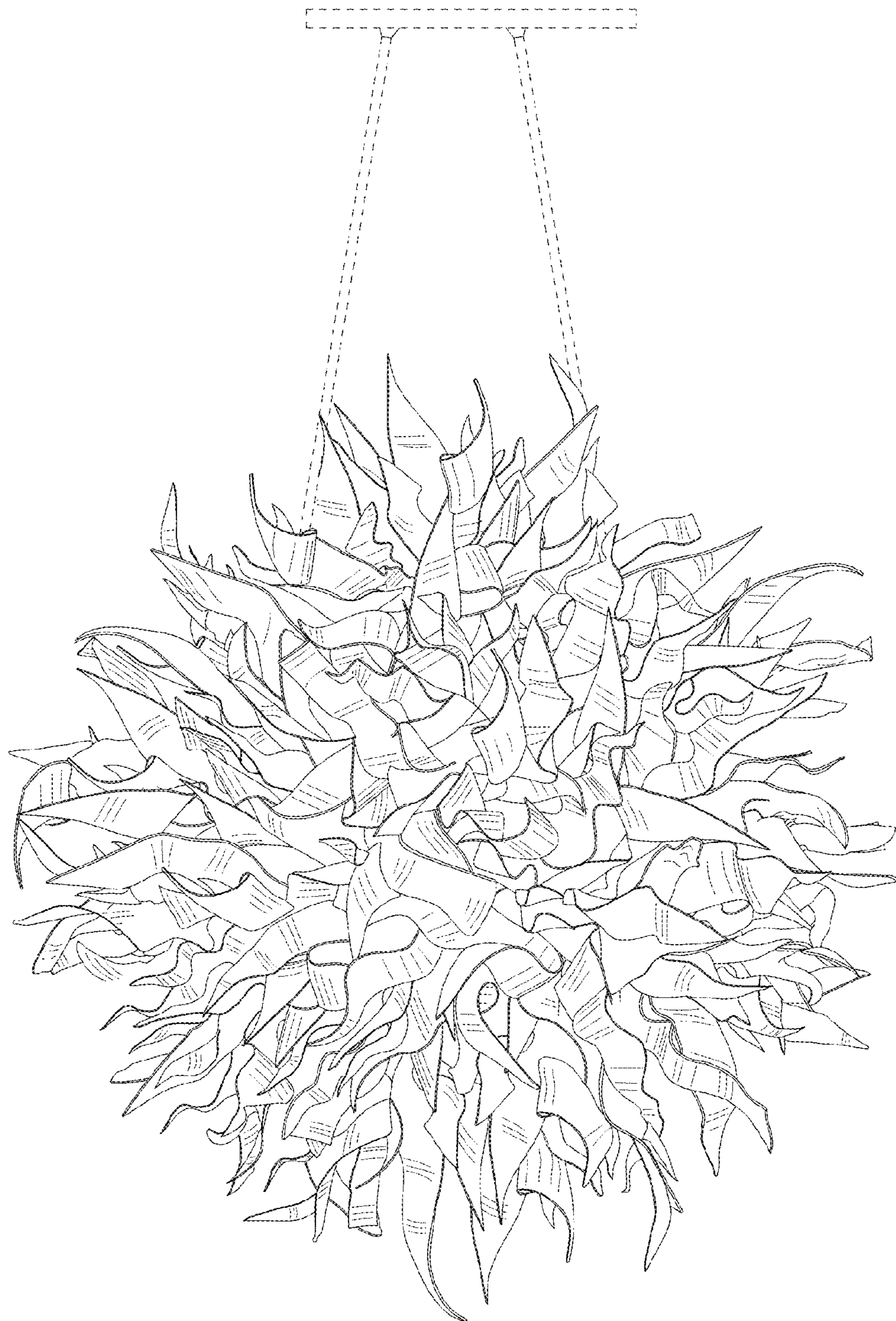


Fig. 5




Fig. 6

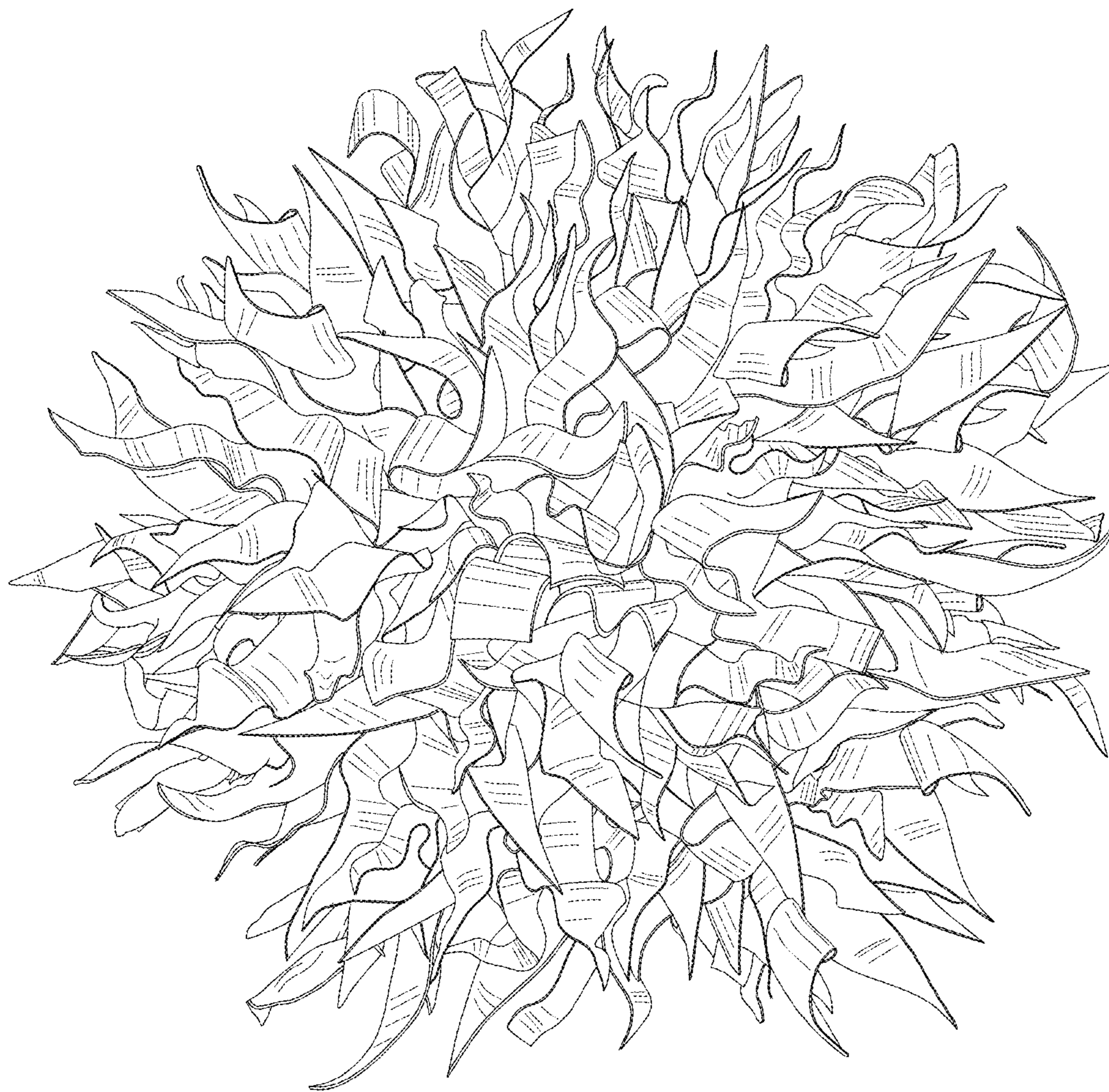


Fig. 7