



US00D679825S

(12) **United States Design Patent**  
**Elkerbout et al.**

(10) **Patent No.:** **US D679,825 S**

(45) **Date of Patent:** **\*\* Apr. 9, 2013**

(54) **STERILIZER**

(75) Inventors: **Marten Frans Elkerbout**, Dalen (NL);  
**Manfred Nitsch**, Helmond (NL); **Bart**  
**Johannes Masee**, Haarlem (NL)

(73) Assignee: **Koninklijke Philips Electronics N.V.**,  
Eindhoven (NL)

(\*\*) Term: **14 Years**

(21) Appl. No.: **29/417,589**

(22) Filed: **Apr. 5, 2012**

**Related U.S. Application Data**

(63) Continuation of application No. 29/382,703, filed on  
Jan. 6, 2011, now abandoned.

**Foreign Application Priority Data**

Jul. 13, 2010 (EM) ..... 001730755-0001

(51) **LOC (9) Cl.** ..... **24-01**

(52) **U.S. Cl.** ..... **D24/217**

(58) **Field of Classification Search** ..... D24/216-218,  
D24/194; D3/201, 203.1, 203.2, 294; D9/502,  
D9/503, 504, 420; 422/24, 26, 27, 307; 250/455.11;  
206/207, 209, 5.1; D32/1; D28/73

See application file for complete search history.

(56) **References Cited**

**U.S. PATENT DOCUMENTS**

D315,039	S	*	2/1991	Wortham	.....	D32/1
D321,564	S	*	11/1991	Miller	.....	D24/217
D328,134	S	*	7/1992	Yang	.....	D24/218
D372,535	S	*	8/1996	DiCianna et al.	.....	D24/176
D406,416	S	*	3/1999	Chan	.....	D32/1
D482,165	S	*	11/2003	Kay	.....	D32/1
D538,437	S	*	3/2007	Yue	.....	D24/217
D560,814	S	*	1/2008	Brieussel et al.	.....	D24/217
D581,058	S	*	11/2008	Elkerbout	.....	D24/217
D584,417	S	*	1/2009	Masee	.....	D24/217
D593,262	S	*	5/2009	Gong	.....	D24/217
2008/0219883	A1	*	9/2008	Thur et al.	.....	422/22

\* cited by examiner

*Primary Examiner* — Anhdao Doan


(57) **CLAIM**

The ornamental design for a sterilizer, as shown and  
described.

**DESCRIPTION**

FIG. 1 is a perspective view showing my design;  
FIG. 2 is a front elevational view thereof;  
FIG. 3 is a rear elevational view thereof;  
FIG. 4 is a right side elevational view thereof;  
FIG. 5 is a left side elevational view thereof;  
FIG. 6 is a top plan view thereof; and,  
FIG. 7 is a bottom plan view thereof.  
The portions of the sterilizer shown in broken lines form no  
part of the claimed design.

**1 Claim, 4 Drawing Sheets**





**FIG. 1**

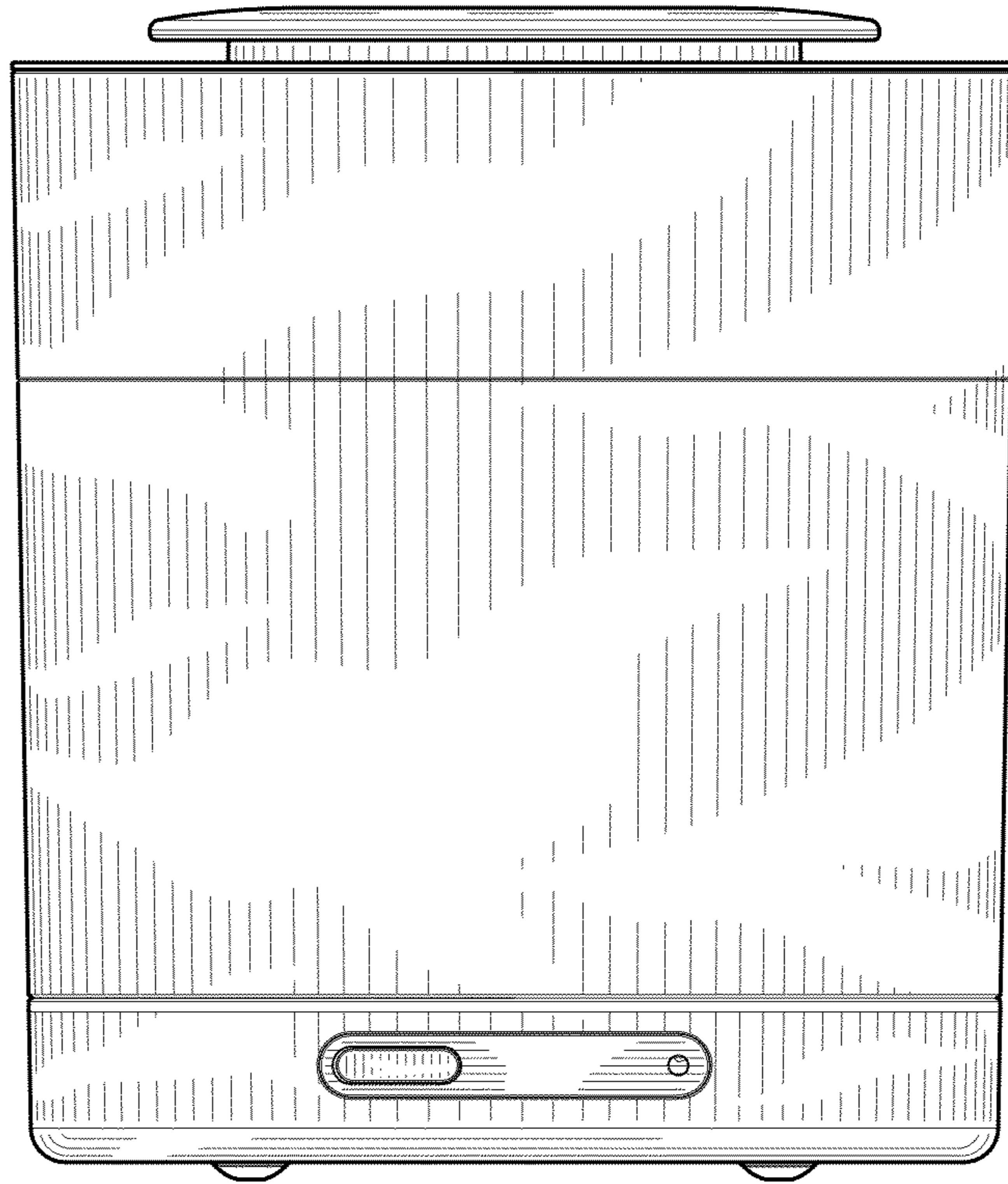


FIG. 2

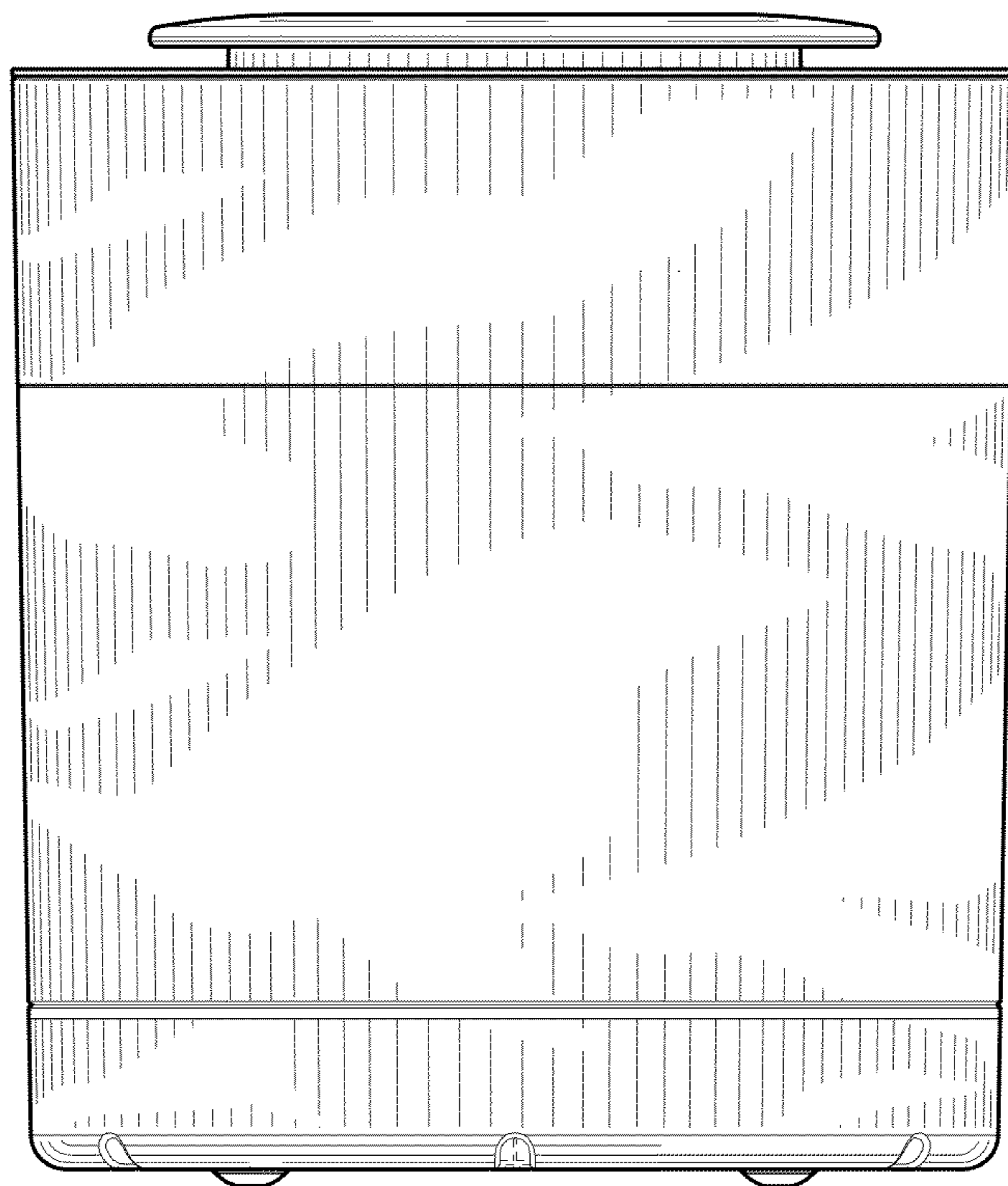


FIG. 3

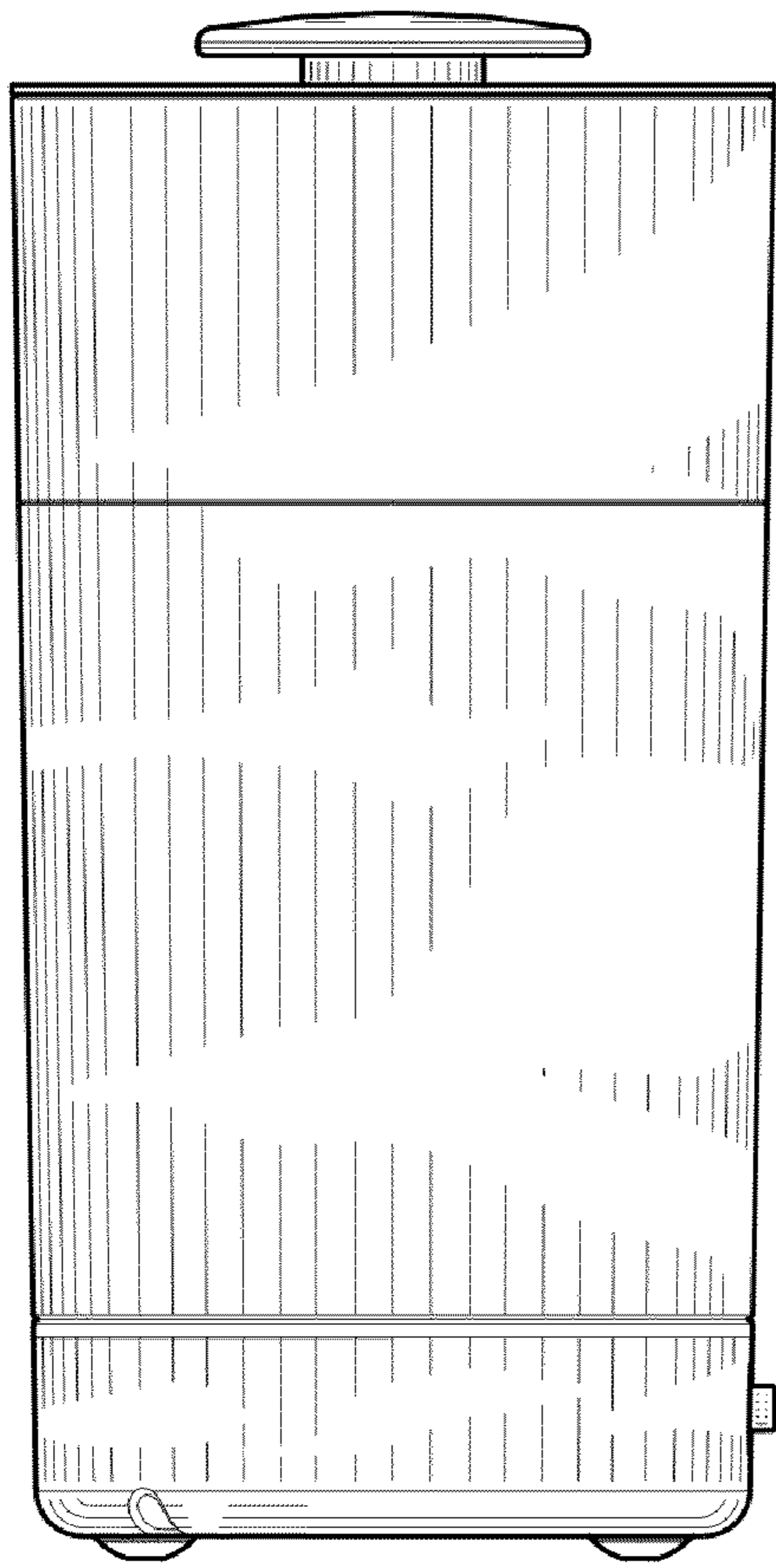


FIG. 4

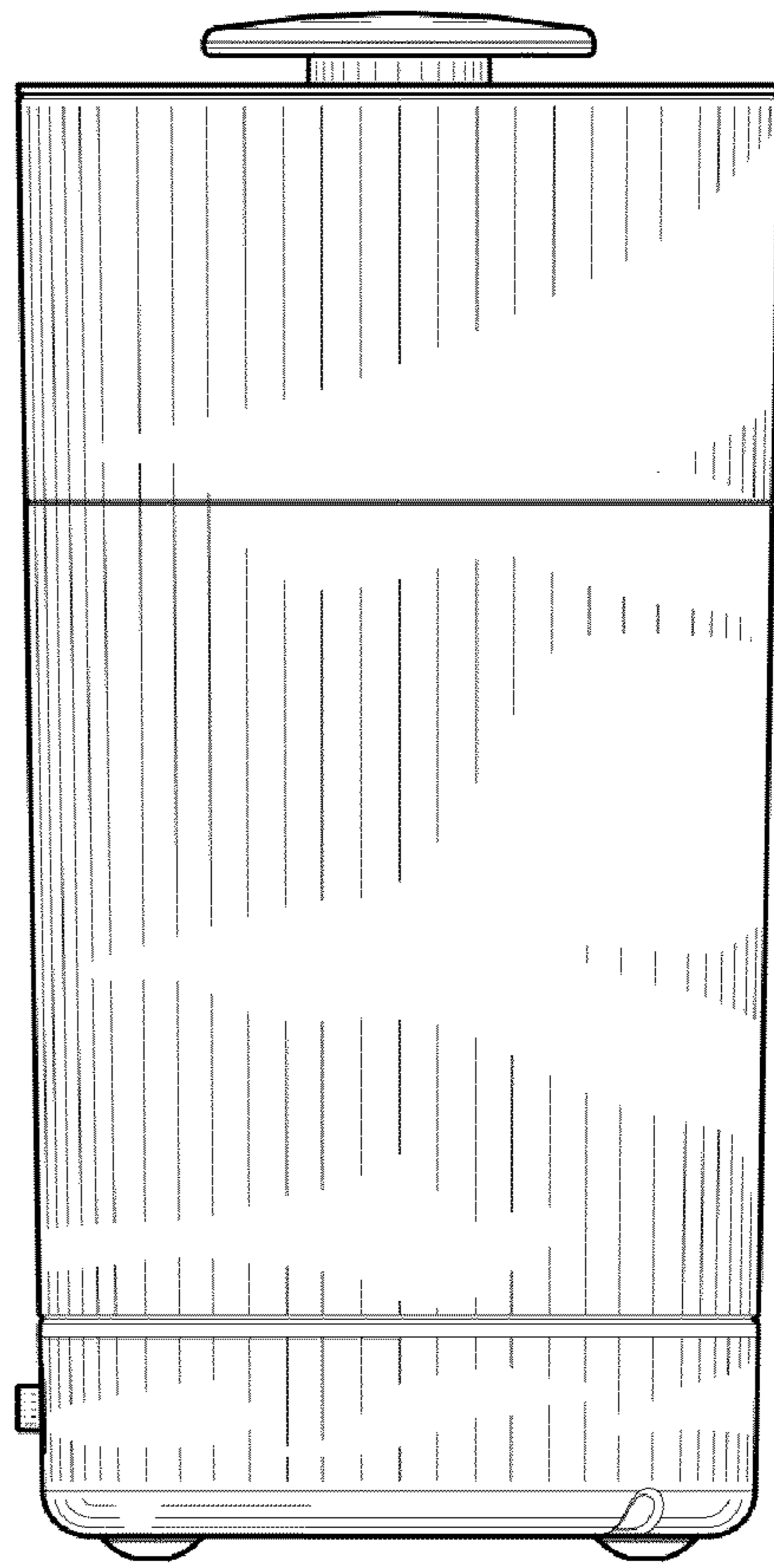


FIG. 5

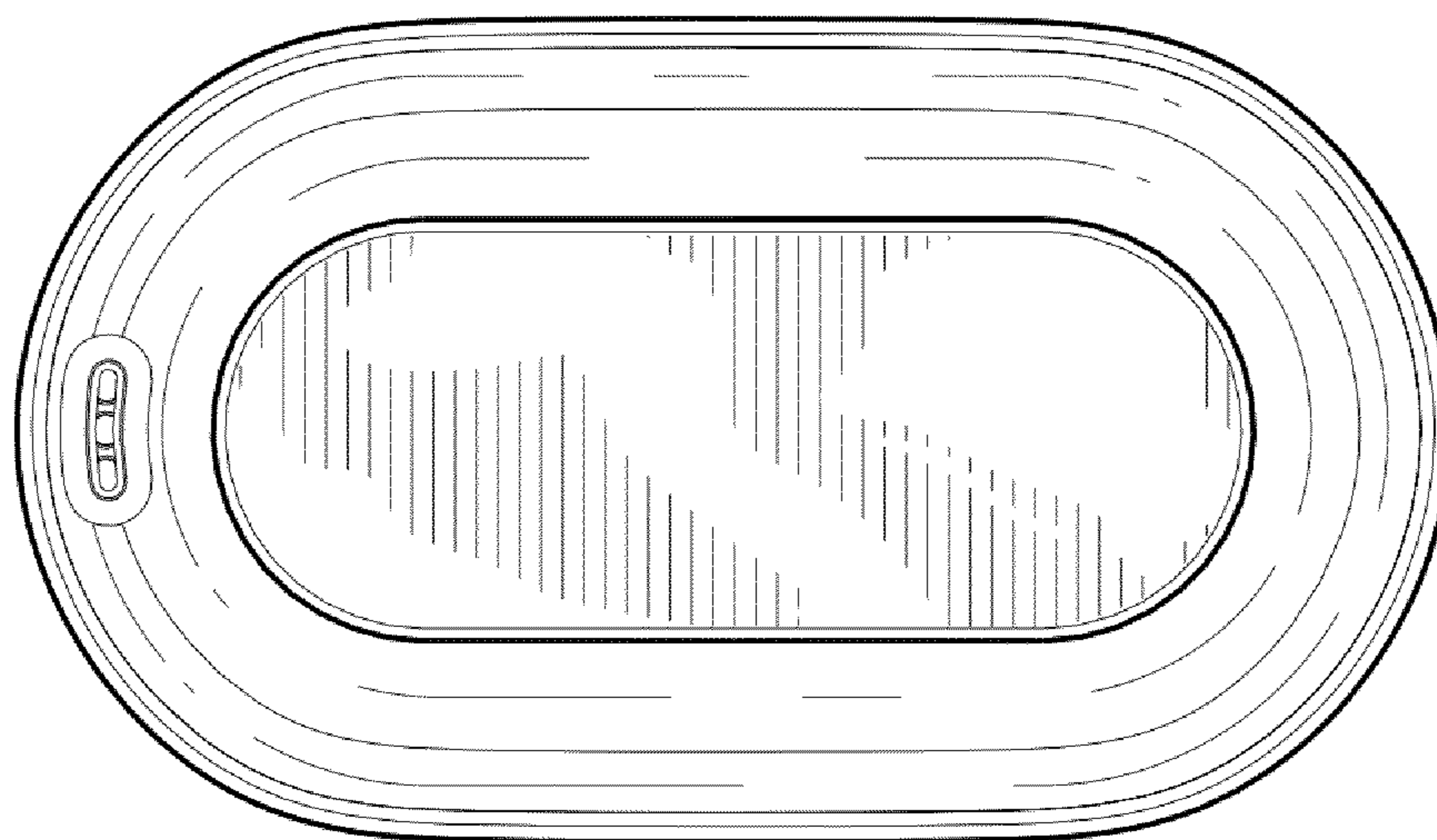


FIG. 6

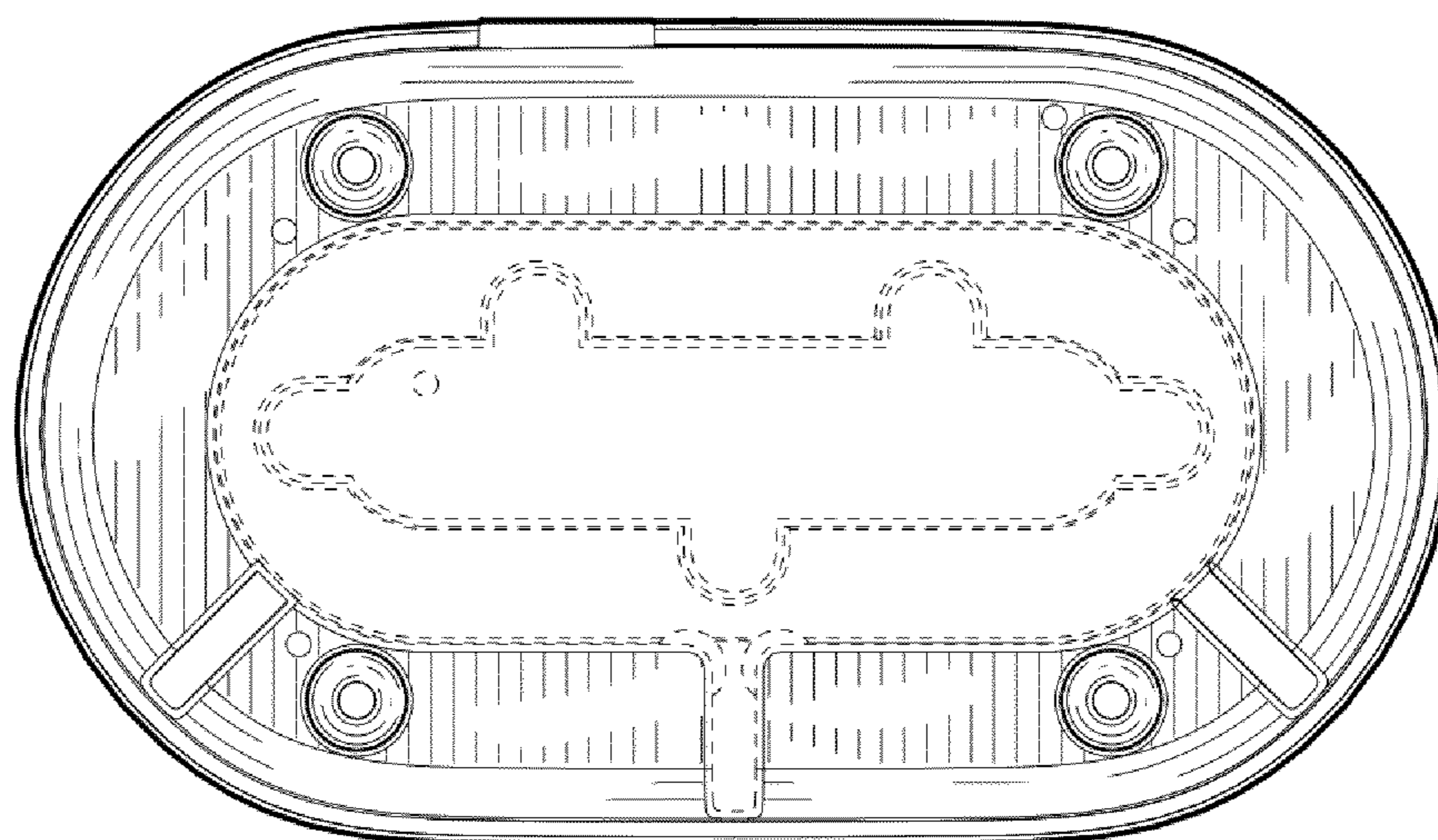


FIG. 7