



US00D679824S

(12) **United States Design Patent**  
**Forest**

(10) **Patent No.:** **US D679,824 S**

(45) **Date of Patent:** **\*\* Apr. 9, 2013**

(54) **MESSAGE THERAPY TOOL**

(76) **Inventor:** **Chester Leroy Forest**, Baton Rouge, LA (US)

(\*\*) **Term:** **14 Years**

(21) **Appl. No.:** **29/373,663**

(22) **Filed:** **May 9, 2011**

(51) **LOC (9) Cl.** ..... **28-03**

(52) **U.S. Cl.**  
USPC ..... **D24/214**

(58) **Field of Classification Search** ..... D24/200,  
D24/211-215, 141; 601/27, 28, 33, 40, 46,  
601/47, 48, 63, 80, 99, 104, 112, 113, 114,  
601/119, 122, 125, 129, 134, 135, 137, DIG. 12,  
601/DIG. 13, DIG. 14, DIG. 15, DIG. 16,  
601/DIG. 17; D14/137, 147

See application file for complete search history.

(56) **References Cited**

**U.S. PATENT DOCUMENTS**

3,228,392	A	*	1/1966	Speyer	.....	601/108
3,831,592	A	*	8/1974	Lancellotti	.....	601/135
D277,983	S	*	3/1985	Kaminski	.....	D24/214
D282,949	S	*	3/1986	Arve	.....	D21/662
D285,116	S	*	8/1986	Hoff	.....	D24/214
D326,327	S	*	5/1992	Sue	.....	D24/214
D326,722	S	*	6/1992	Sue	.....	D24/214
D343,234	S	*	1/1994	Williams	.....	D24/133
D344,137	S	*	2/1994	Yoo	.....	D24/200

D347,282	S	*	5/1994	Yoo	.....	D24/211
D351,235	S	*	10/1994	Yoo	.....	D24/211
D371,442	S	*	7/1996	Semyonova	.....	D24/214
D373,197	S	*	8/1996	Schepper	.....	D24/214
D376,016	S	*	11/1996	Chen	.....	D24/214
D384,417	S	*	9/1997	Zurbay	.....	D24/214
D387,174	S	*	12/1997	Gladieux, Jr.	.....	D24/214
5,843,005	A	*	12/1998	Chubinsky	.....	601/15
D408,543	S	*	4/1999	Back	.....	D24/211
D447,810	S	*	9/2001	Hannah	.....	D24/214
D463,751	S	*	10/2002	Wilkinson	.....	D11/3
D475,141	S	*	5/2003	Shin	.....	D24/214
D543,633	S	*	5/2007	McCaffrey	.....	D24/200
D607,116	S	*	12/2009	Morganstern	.....	D24/214

\* cited by examiner

*Primary Examiner* — Sandra Snapp

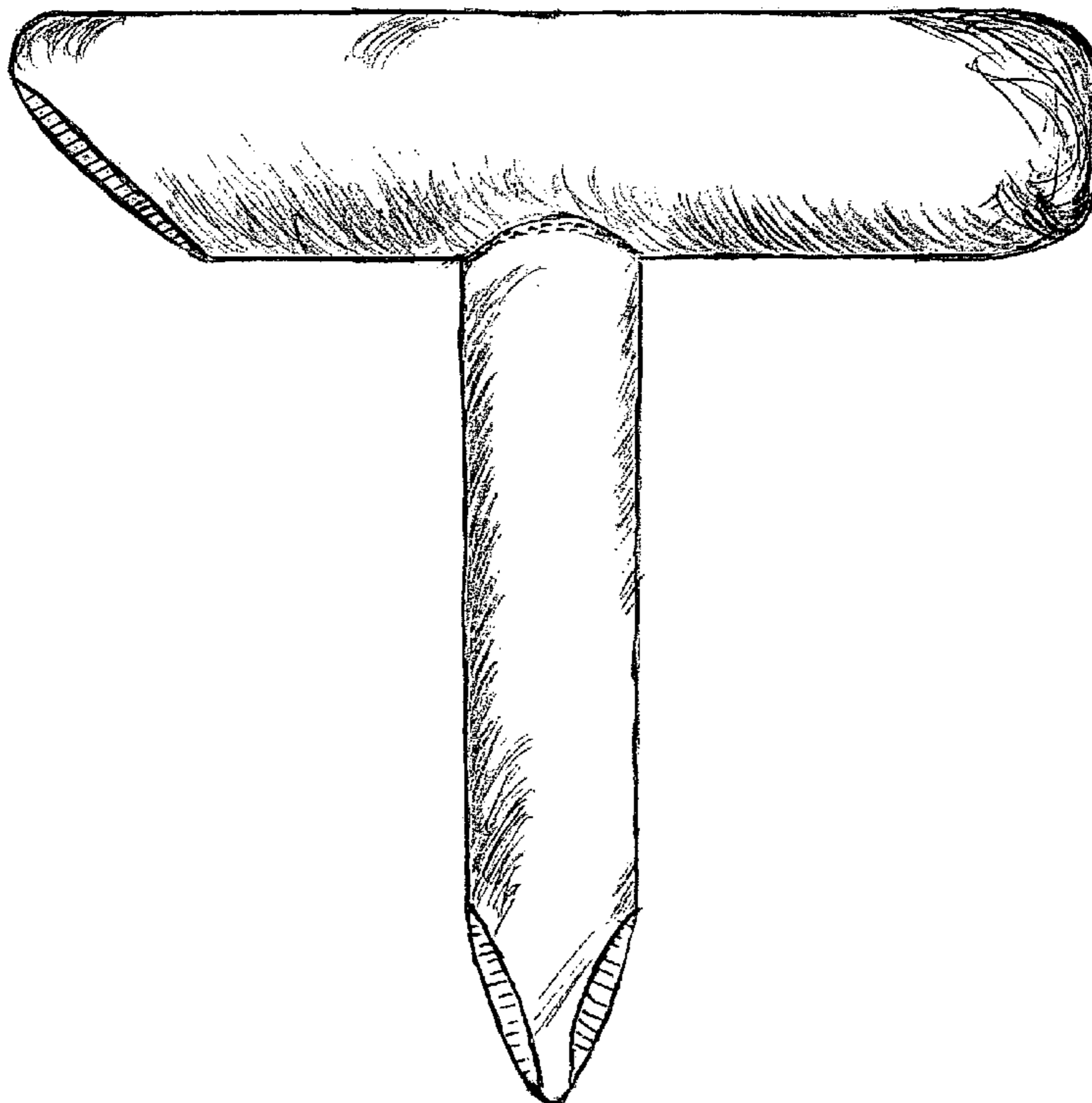
(57) **CLAIM**

The ornamental design for a massage therapy tool, as shown and described.

**DESCRIPTION**

FIG. 1 is a front view of a first embodiment of a massage therapy tool, the rear view being a mirror image thereof; FIG. 2 is a front view of a second embodiment of a massage therapy tool, the rear view being a mirror image thereof; and, FIG. 3 is a front view of a third embodiment of a massage therapy tool, the rear view being a mirror image thereof. Each of my three (3) massage therapy tool are characterized by a tubular member attached to a handle with each unit having diversely crafted tips.

**1 Claim, 3 Drawing Sheets**



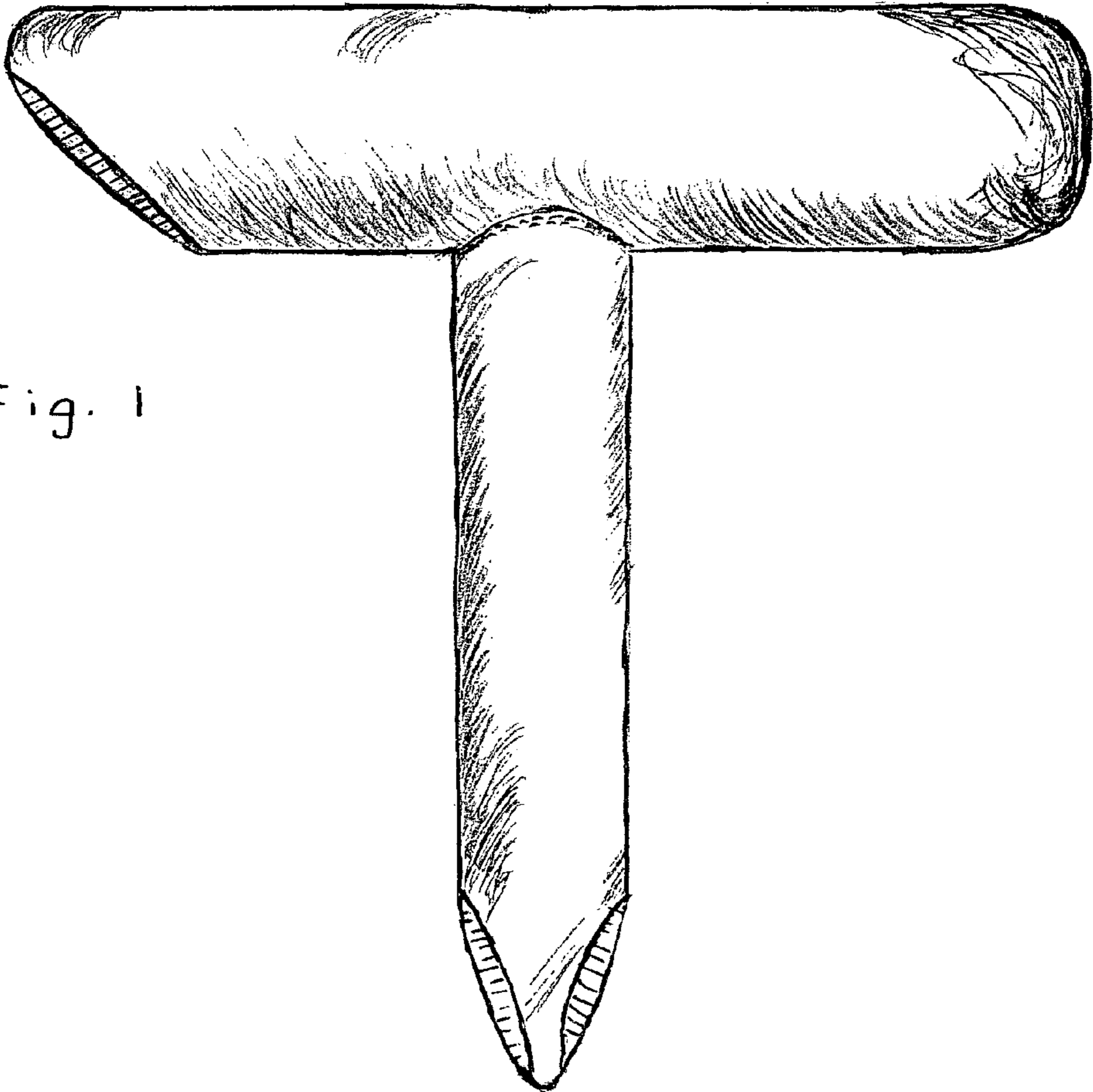


Fig. 1

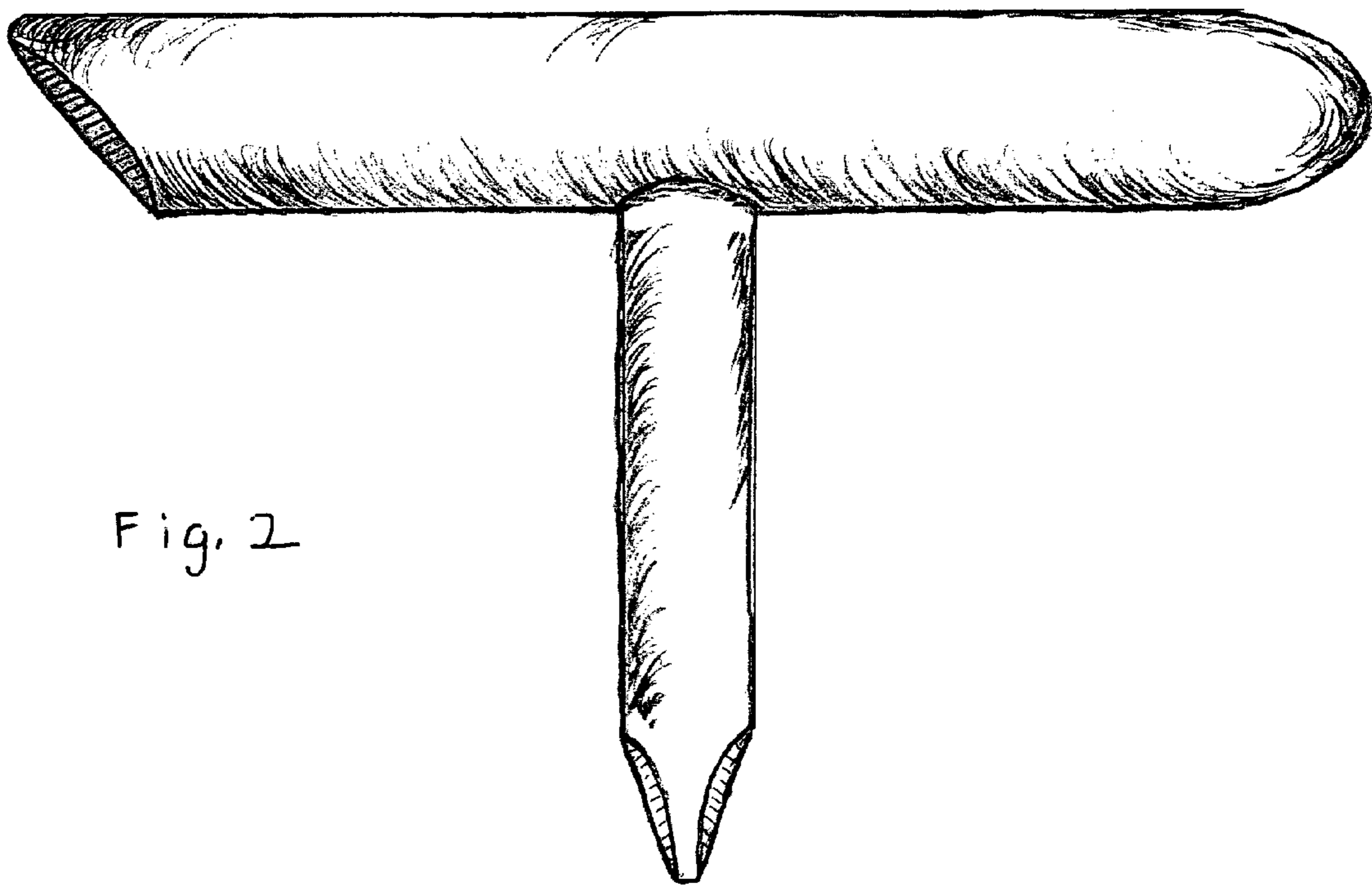


Fig. 2

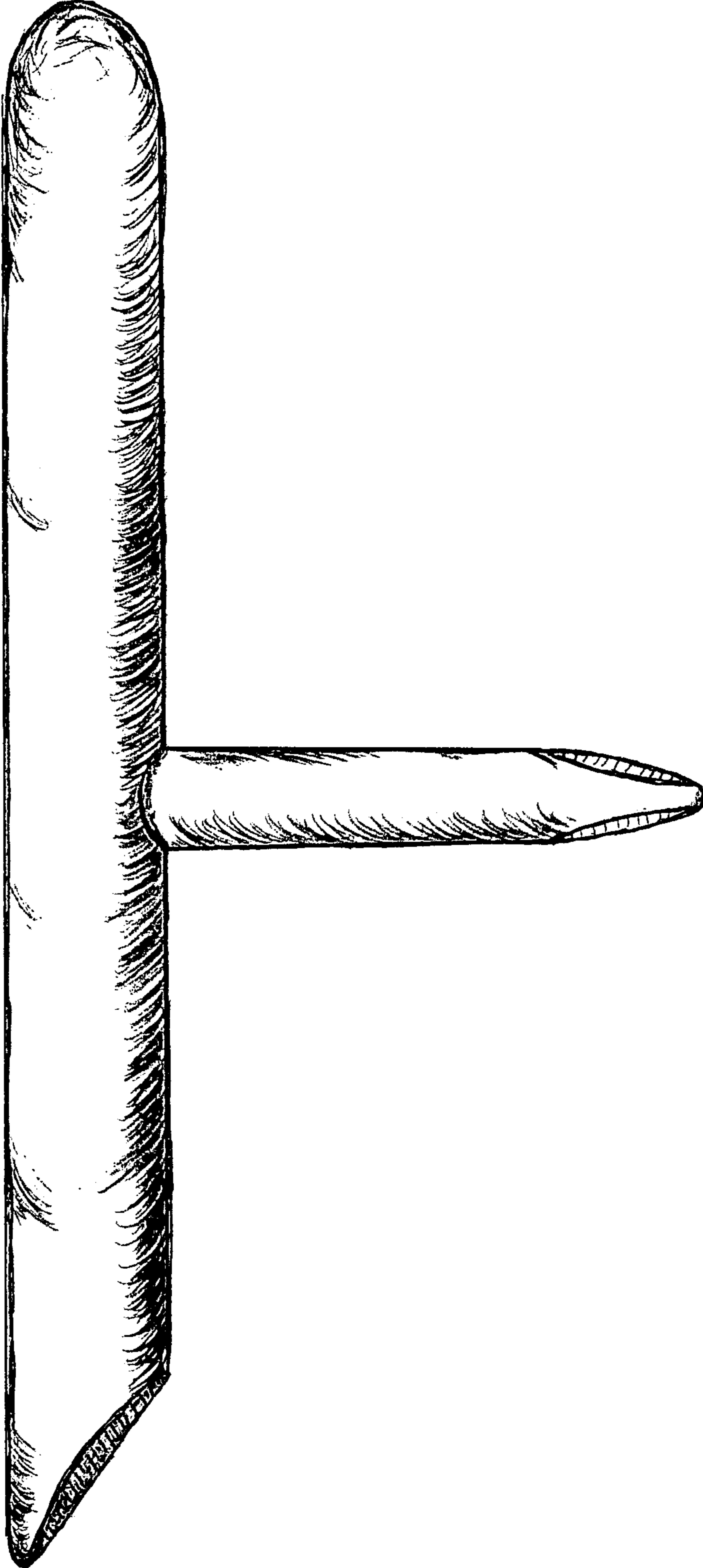


Fig. 3