



US00D679819S

(12) **United States Design Patent**  
**Peron**

(10) **Patent No.:** **US D679,819 S**

(45) **Date of Patent:** **\*\* Apr. 9, 2013**

(54) **MEDICAL DRESSING**

(75) Inventor: **Yannick Louis Peron**, East Yorkshire  
(GB)

(73) Assignee: **Smith & Nephew PLC**, London (GB)

(\*\*) Term: **14 Years**

(21) Appl. No.: **29/389,782**

(22) Filed: **Apr. 15, 2011**

(30) **Foreign Application Priority Data**

Oct. 15, 2010 (GB) ..... 4017441

Oct. 15, 2010 (GB) ..... 4017444

(51) **LOC (9) Cl.** ..... **24-04**

(52) **U.S. Cl.** ..... **D24/189**

(58) **Field of Classification Search** ..... D24/189;  
424/447-449; 602/41-47, 52, 58; 428/40.1,  
428/43, 57, 139, 343, 352; 604/304, 306,  
604/307

See application file for complete search history.

(56) **References Cited**

**U.S. PATENT DOCUMENTS**

2,613,696	A *	10/1952	MacIntyre	139/418
3,342,183	A *	9/1967	Edenbaum	604/307
D267,510	S *	1/1983	Golub	D24/189
4,564,010	A *	1/1986	Coughlan et al.	604/307
4,587,146	A *	5/1986	Anhauser et al.	428/42.2
4,627,429	A *	12/1986	Tsuk	604/307
D292,826	S *	11/1987	Sproles	D24/189
4,808,172	A *	2/1989	Murata	604/306
5,052,381	A *	10/1991	Gilbert et al.	602/52
5,056,510	A *	10/1991	Gilman	602/52
5,266,371	A *	11/1993	Sugii et al.	428/41.5
D352,782	S *	11/1994	Kirk et al.	D24/189
D357,742	S *	4/1995	Peery et al.	D24/189
5,437,651	A *	8/1995	Todd et al.	
D362,505	S *	9/1995	Fabricant	D24/189
D369,907	S *	5/1996	Sayovitz et al.	D5/53
D370,127	S *	5/1996	Bonaddio et al.	D5/58
D372,098	S *	7/1996	Lattin et al.	D24/189

5,549,584	A	8/1996	Gross	
5,636,643	A	6/1997	Argenta et al.	
5,645,081	A	7/1997	Argenta et al.	
D382,343	S *	8/1997	Wandell et al.	D24/189
D384,745	S *	10/1997	Lattin et al.	D24/189
D385,038	S *	10/1997	Shultz	D24/189
D389,581	S *	1/1998	Fein	D24/189
5,998,694	A *	12/1999	Jensen et al.	602/57
D424,699	S *	5/2000	Allen	D24/189
6,071,267	A	6/2000	Zamierowski	

(Continued)

**FOREIGN PATENT DOCUMENTS**

EP	0619105	A1	10/1994
EP	2098257	A1	9/2009

(Continued)

**OTHER PUBLICATIONS**

U.S. Appl. No. 29/389,783, filed Apr. 15, 2011, Peron.

(Continued)

*Primary Examiner* — T. Chase Nelson

*Assistant Examiner* — Michelle E Wilson

(74) *Attorney, Agent, or Firm* — Knobbe Martens Olson & Bear LLP

(57) **CLAIM**

The ornamental design for a medical dressing, as shown and described.

**DESCRIPTION**

FIG. 1 is a perspective top view of one embodiment of a medical dressing.

FIG. 2 is another perspective top view of the medical dressing of FIG. 1.

FIG. 3 is a top plan view of the medical dressing of FIG. 1.

FIG. 4 is a bottom view of the medical dressing of FIG. 1.

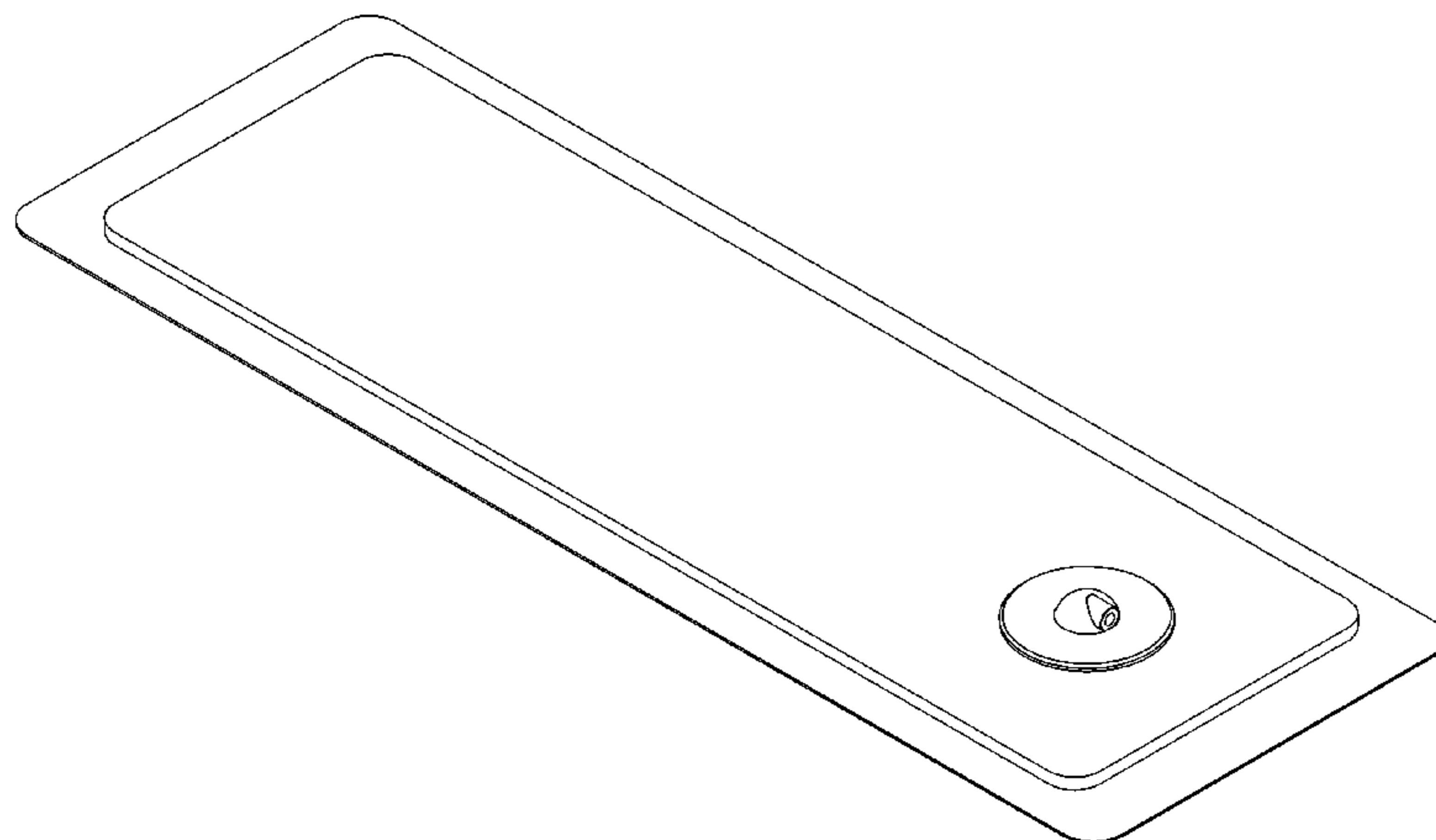
FIG. 5 is a far side view of the medical dressing of FIG. 1.

FIG. 6 is a near side view of the medical dressing of FIG. 1.

FIG. 7 is a front view of the medical dressing of FIG. 1; and,

FIG. 8 is a rear view of the medical dressing of FIG. 1.

**1 Claim, 8 Drawing Sheets**



# US D679,819 S

Page 2

## U.S. PATENT DOCUMENTS

6,142,982	A	11/2000	Hunt et al.	
6,345,623	B1	2/2002	Heaton et al.	
D477,086	S *	7/2003	Tsuruda et al. ....	D24/189
6,648,862	B2	11/2003	Watson	
6,685,681	B2	2/2004	Lockwood et al.	
6,752,794	B2	6/2004	Risk et al.	
D495,056	S *	8/2004	Watanabe .....	D24/189
6,936,037	B2	8/2005	Bubb et al.	
D509,299	S *	9/2005	Watanabe .....	D24/189
6,951,553	B2	10/2005	Bubb et al.	
7,004,915	B2	2/2006	Boynton et al.	
7,108,683	B2	9/2006	Zamierowski	
7,195,624	B2	3/2007	Lockwood et al.	
D571,922	S *	6/2008	Freeland .....	D24/189
7,381,859	B2	6/2008	Hunt et al.	
D572,367	S *	7/2008	Freeland .....	D24/189
D572,824	S *	7/2008	Propp .....	D24/189
D572,825	S *	7/2008	Freeland .....	D24/189
7,438,705	B2	10/2008	Karpowicz et al.	
7,569,742	B2	8/2009	Haggstrom et al.	
D600,354	S *	9/2009	Sachi .....	D24/189
D604,424	S *	11/2009	Coubetergues .....	D24/189
7,615,036	B2	11/2009	Joshi et al.	
D605,299	S *	12/2009	Iwahashi et al. ....	D24/189
7,645,269	B2	1/2010	Zamierowski	
D609,922	S *	2/2010	Bridges et al. ....	D5/53
7,722,582	B2	5/2010	Lina et al.	
D618,810	S *	6/2010	Tanigawa et al. ....	D24/189
D620,122	S *	7/2010	Cotton .....	D24/189
D620,123	S *	7/2010	Igwebuike .....	D24/189
7,759,537	B2	7/2010	Bishop et al.	
7,759,539	B2	7/2010	Shaw et al.	
7,776,028	B2	8/2010	Miller et al.	
7,779,625	B2	8/2010	Joshi et al.	
7,794,438	B2	9/2010	Henley et al.	
D625,017	S *	10/2010	Iwahashi et al. ....	D24/189
D625,018	S *	10/2010	Smith et al. ....	D24/189
D631,166	S *	1/2011	Leffew et al. ....	D24/189
7,959,624	B2	6/2011	Riesinger	
7,964,766	B2	6/2011	Blott et al.	
7,976,519	B2	7/2011	Bubb et al.	
2006/0009744	A1	1/2006	Erdman et al.	
2008/0167593	A1	7/2008	Fleischmann	

2009/0227969	A1	9/2009	Jaeb et al.	
2009/0240185	A1	9/2009	Jaeb et al.	
2009/0281471	A1*	11/2009	Iwahashi et al. ....	602/54
2009/0293887	A1	12/2009	Wilkes et al.	
2009/0299340	A1	12/2009	Kazala et al.	
2009/0299341	A1	12/2009	Kazala et al.	
2009/0312728	A1	12/2009	Randolph et al.	
2010/0069858	A1	3/2010	Olson	
2010/0069863	A1	3/2010	Olson	
2010/0069885	A1	3/2010	Stevenson et al.	
2010/0121286	A1	5/2010	Locke et al.	
2010/0122417	A1	5/2010	Vrzalik et al.	
2010/0125258	A1	5/2010	Coulthard et al.	
2010/0305490	A1	12/2010	Coulthard et al.	
2010/0305526	A1	12/2010	Robinson et al.	
2010/0305549	A1	12/2010	Miller et al.	
2010/0324510	A1	12/2010	Anderson et al.	
2011/0028918	A1	2/2011	Hartwell	
2011/0054421	A1	3/2011	Hartwell	
2011/0054423	A1	3/2011	Blott et al.	
2011/0087179	A2	4/2011	Blott et al.	
2011/0092927	A1	4/2011	Wilkes et al.	
2011/0106030	A1	5/2011	Scholz	
2011/0112492	A1	5/2011	Bharti et al.	
2011/0172615	A2	7/2011	Greener	

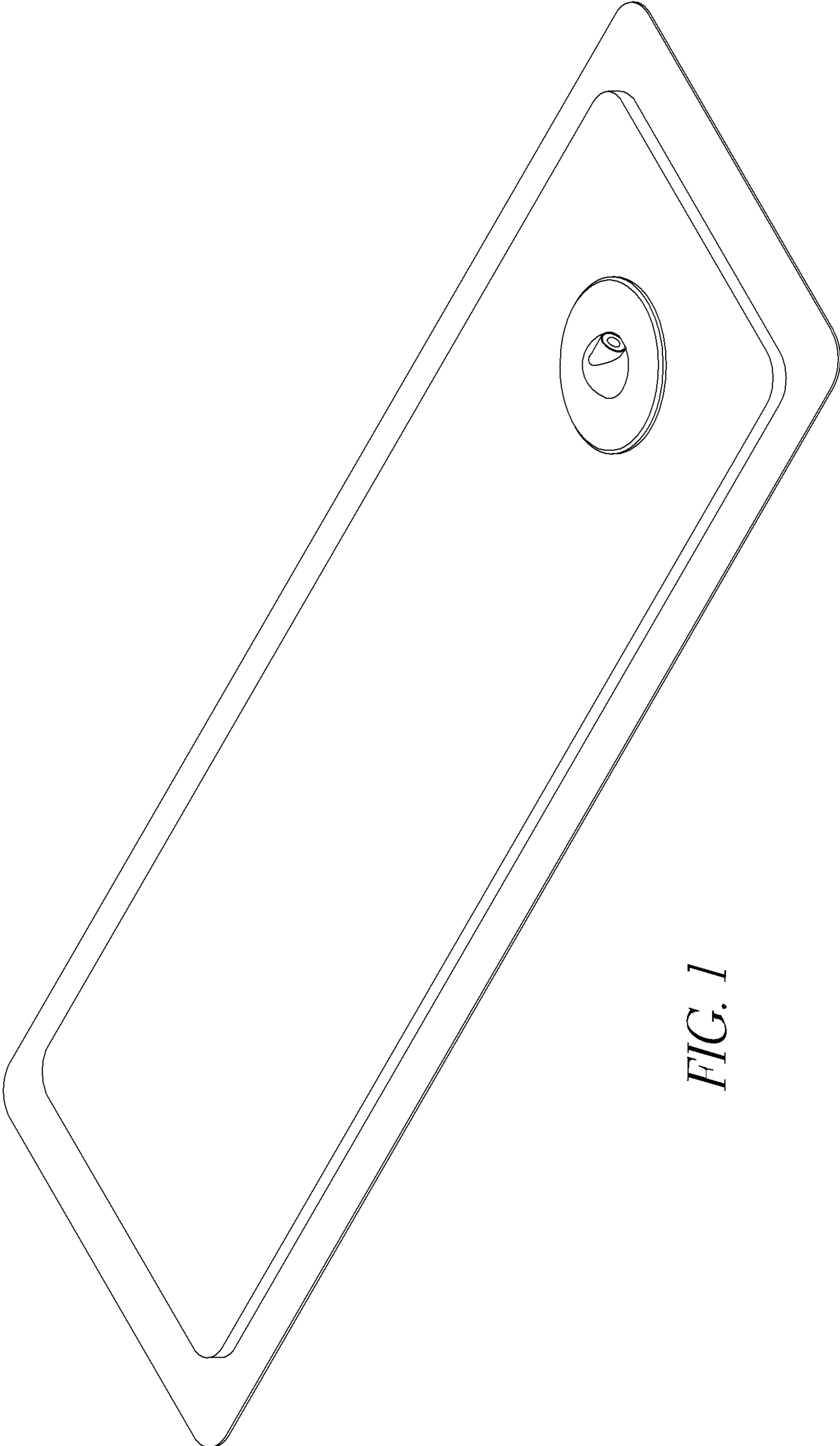
## FOREIGN PATENT DOCUMENTS

EP	2335749	A1	6/2011
WO	WO 99/01173	A1	1/1999
WO	WO 01/85248	A1	11/2001
WO	WO 2010/033574	A1	3/2010
WO	WO 2010/147533	A1	12/2010
WO	WO 2011/019476	A1	2/2011
WO	WO 2011/023275	A1	3/2011

## OTHER PUBLICATIONS

U.S. Appl. No. 13/092,042, filed Apr. 21, 2011.  
 KCI Licensing, Prevena™ Incision Management System Patient Guide, Jan. 2010.  
 KCI, Prevena™ Incision Management System Clinician Guide, Jan. 2010.  
 KCI Licensing, Prevena™ Incision Management System, 2010.

\* cited by examiner



*FIG. 1*



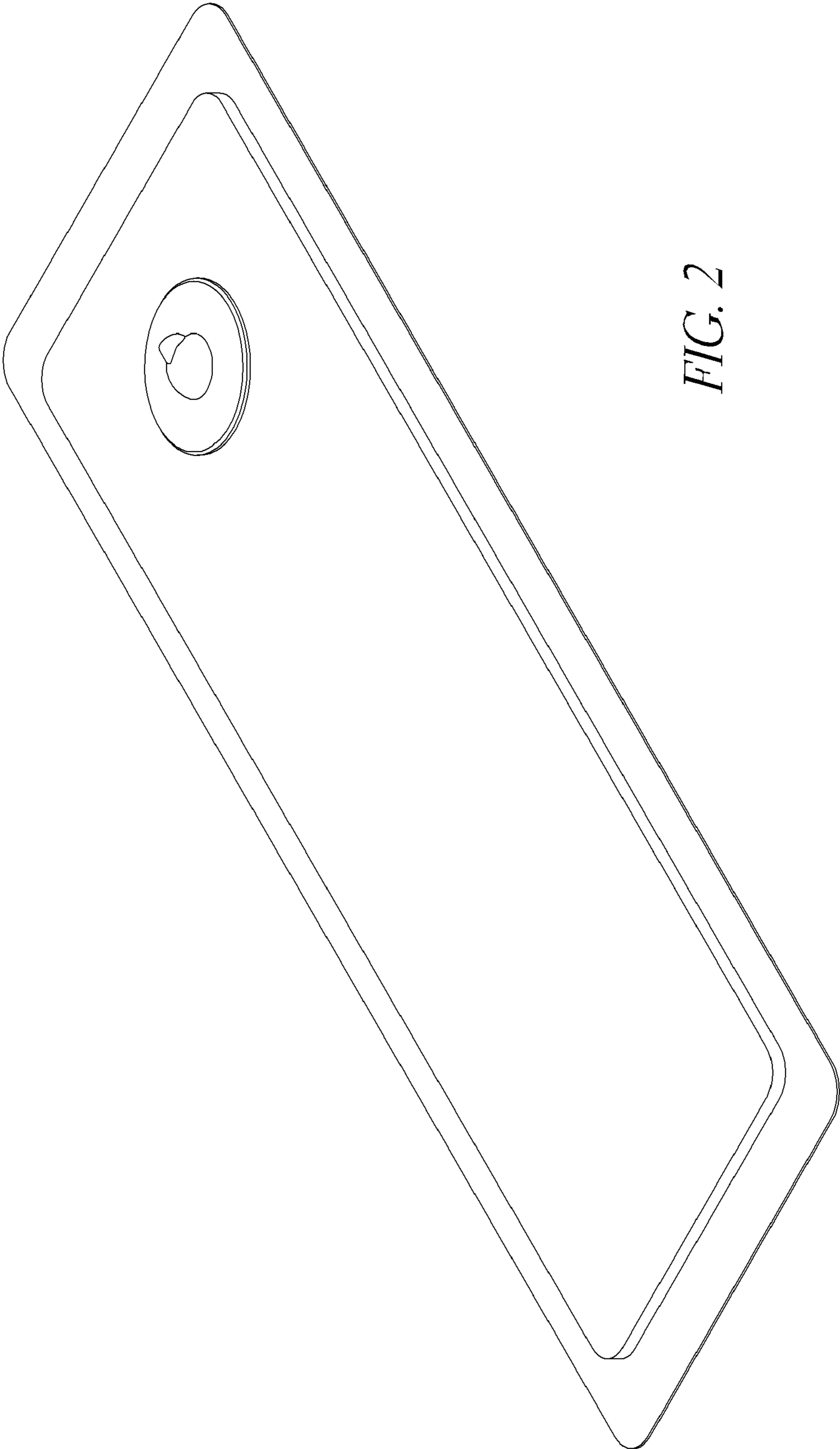


FIG. 2





FIG. 3



*FIG. 4*

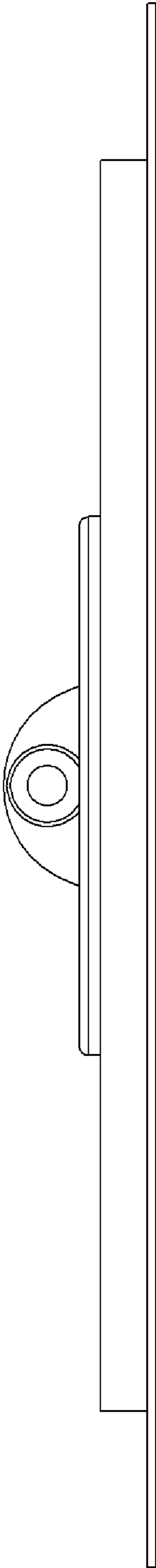


*FIG. 5*



*FIG. 6*





*FIG. 7*

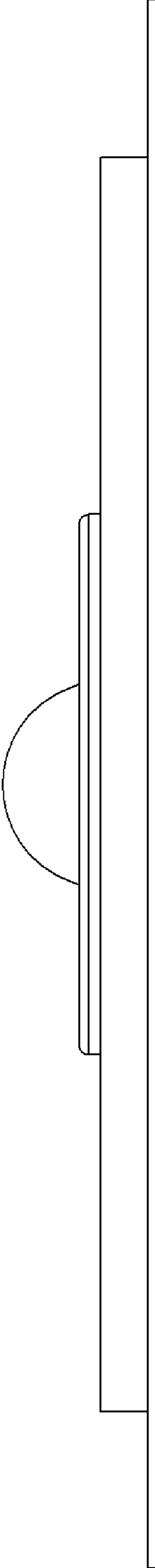


FIG. 8