



US00D679814S

(12) **United States Design Patent**  
**Dunn et al.**

(10) **Patent No.:** **US D679,814 S**  
(45) **Date of Patent:** **\*\* Apr. 9, 2013**

(54) **MEDICAL DEVICE**

(75) Inventors: **Timothy Christian Dunn**, San Francisco, CA (US); **Wesley Scott Harper**, Alameda, CA (US); **Annie C. Tan**, Redwood City, CA (US)

(73) Assignee: **Abbott Diabetes Care Inc.**, Alameda, CA (US)

(\*\*) Term: **14 Years**

(21) Appl. No.: **29/368,832**

(22) Filed: **Aug. 30, 2010**

(51) **LOC (9) Cl.** ..... **24-01**

(52) **U.S. Cl.** ..... **D24/169**

(58) **Field of Classification Search** ..... D24/165–169, D24/107, 186, 216, 223, 231, 232; D10/46, D10/81; D14/341; 422/56, 58, 68.1; 600/316, 600/322, 347, 365, 368

See application file for complete search history.

(56) **References Cited**

**U.S. PATENT DOCUMENTS**

D406,895 S *	3/1999	Byrd et al. ....	D24/169
D423,102 S *	4/2000	Mertenat .....	D24/169
D440,312 S *	4/2001	Bertrand et al. ....	D24/169
D473,310 S *	4/2003	Schlagheck et al. ....	D24/169
D495,418 S *	8/2004	Rounds et al. ....	D24/169
D502,655 S *	3/2005	Huang .....	D10/81
D545,438 S *	6/2007	Huang et al. ....	D24/186

D546,218 S *	7/2007	Grasso et al. ....	D10/81
D546,454 S *	7/2007	Gutmann et al. ....	D24/169
D546,456 S *	7/2007	May .....	D24/186
D585,135 S *	1/2009	Mori et al. ....	D24/169
D610,688 S *	2/2010	Donars et al. ....	D24/169
D622,394 S *	8/2010	Bielawa et al. ....	D24/169
D650,079 S *	12/2011	Presta et al. ....	D24/169
2010/0053851 A1 *	3/2010	Bernstein et al. ....	361/679.01
2010/0068795 A1 *	3/2010	Shinohara et al. ....	435/287.1

\* cited by examiner

*Primary Examiner* — Anhdao Doan

(74) *Attorney, Agent, or Firm* — Jackson & Co., LLP

(57) **CLAIM**

The ornamental design for a medical device, as shown and described.

**DESCRIPTION**

FIG. 1 is a front view of a medical device in accordance with the new design;

FIG. 2 is a bottom perspective view of the medical device;

FIG. 3 is a top perspective view of the medical device;


FIG. 4 is a back view of the medical device;

FIG. 5 is a right-side perspective view of the medical device; and,

FIG. 6 is a left-side perspective view of the medical device.

The broken lines in the drawing views are included for the purpose of illustrating portions of the medical device that form no part of the claimed design.

**1 Claim, 4 Drawing Sheets**






FIG. 1

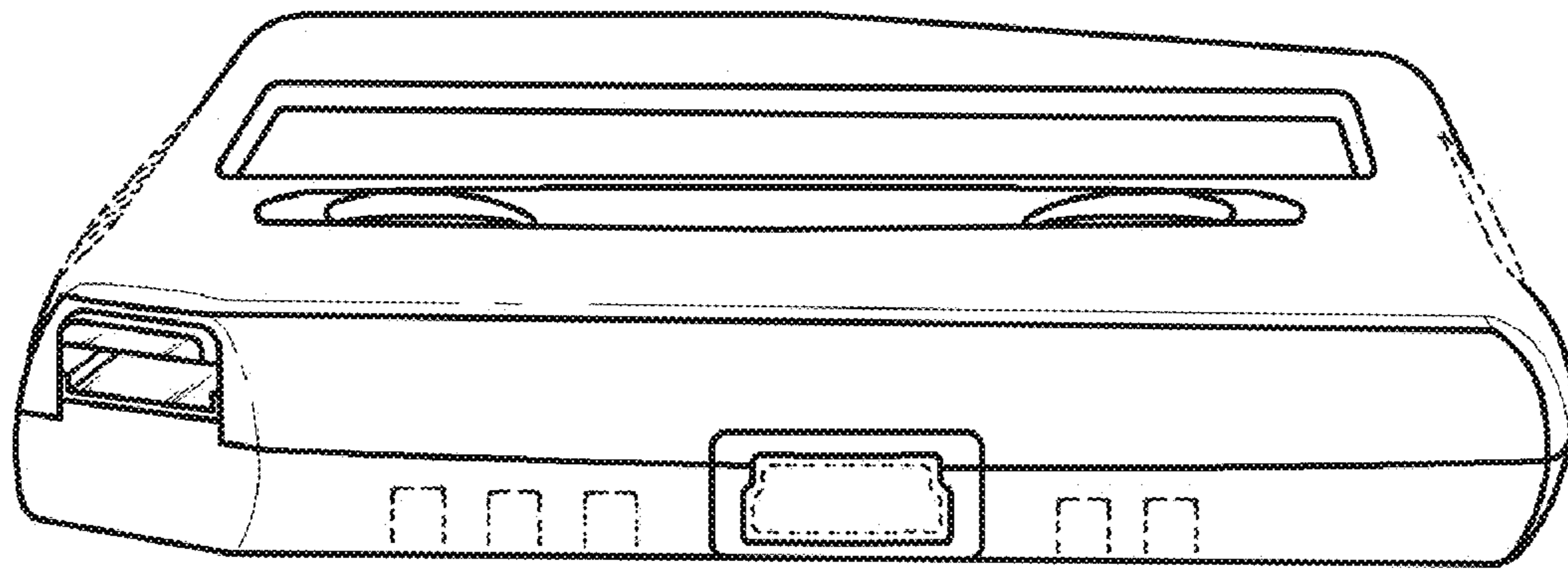


FIG. 2

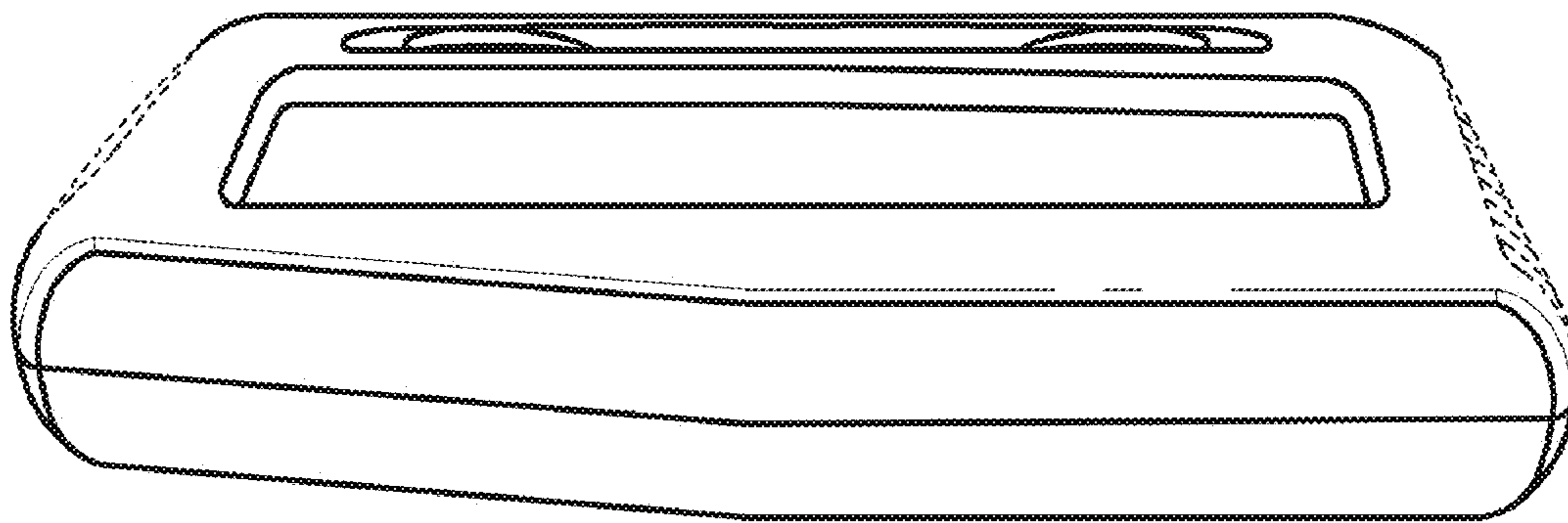


FIG. 3

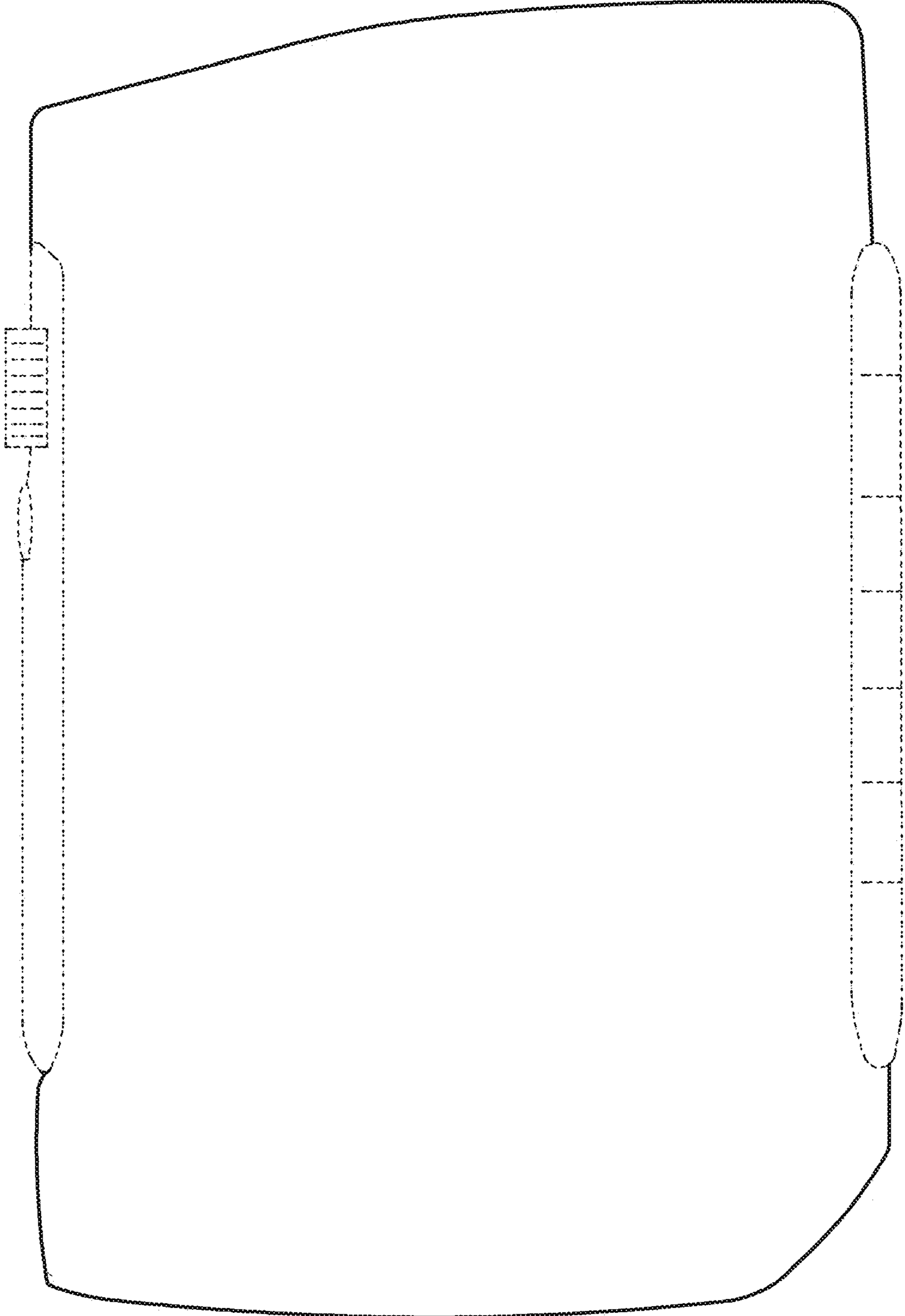


FIG. 4

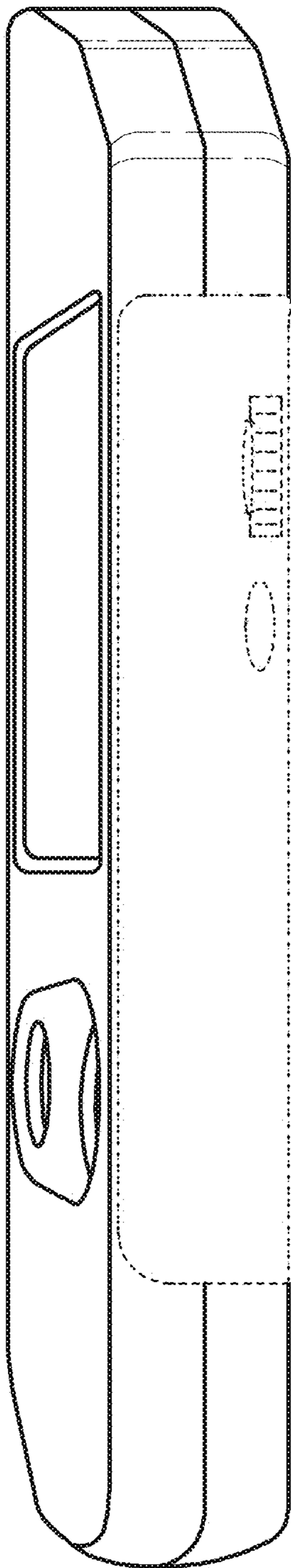


FIG. 5

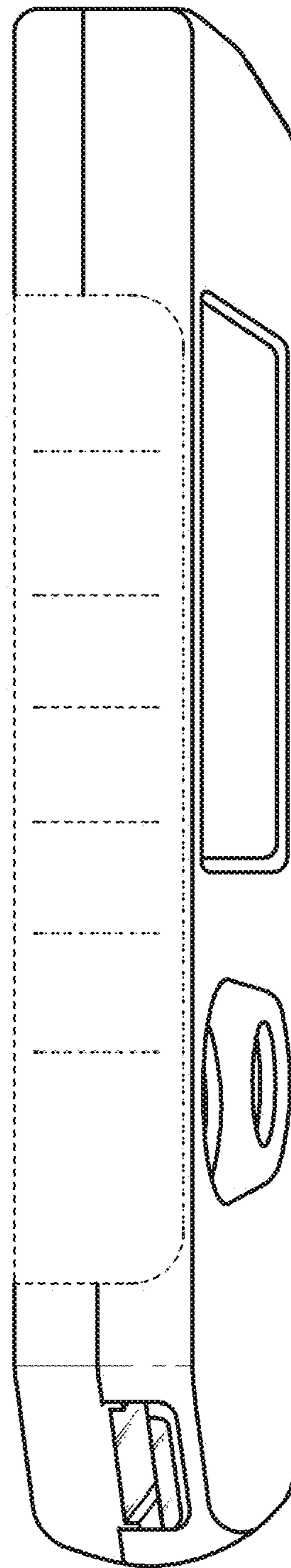


FIG. 6