



US00D679802S

(12) **United States Design Patent**
Maurer

(10) **Patent No.:** **US D679,802 S**
(45) **Date of Patent:** **** Apr. 9, 2013**

- (54) **MASK FRAME**
- (75) Inventor: **Dimitri Marco Maurer**, Umina (AU)
- (73) Assignee: **ResMed Limited**, Bella Vista (AU)
- (**) Term: **14 Years**
- (21) Appl. No.: **29/347,655**
- (22) Filed: **Mar. 30, 2010**

D594,111	S	6/2009	Reid	
D594,112	S	6/2009	Nga et al.	
D595,840	S	7/2009	Davidson et al.	
D597,202	S *	7/2009	Reid et al.	D24/110.1
D597,660	S	8/2009	Maurer et al.	
D597,661	S *	8/2009	Reid et al.	D24/110.1
D612,932	S *	3/2010	Davidson et al.	D24/110.1
D620,105	S *	7/2010	Nga et al.	D24/110.1
2007/0261697	A1	11/2007	Kwok et al.	
2008/0110464	A1	5/2008	Davidson et al.	
2008/0135050	A1 *	6/2008	Hitchcock et al.	128/207.11
2011/0162654	A1 *	7/2011	Carroll et al.	128/206.21

Related U.S. Application Data

- (62) Division of application No. 29/311,352, filed on Feb. 27, 2009, now Pat. No. Des. 614,763, which is a division of application No. 29/290,799, filed on Jan. 15, 2008, now Pat. No. Des. 597,660.
- (51) **LOC (9) Cl.** **29-02**
- (52) **U.S. Cl.** **D24/110.1; D24/110.4; D24/110.5**
- (58) **Field of Classification Search** D24/110.1, D24/110.4-110.5; 128/204.18, 205.25, 206.24, 128/206.26, 206.27, 207.11, 207.13, 207.17
See application file for complete search history.

OTHER PUBLICATIONS
Maurer et al., U.S. Appl. No. 29/311,352, filed Feb. 27, 2009.
Stallard et al., U.S. Appl. No. 29/268,823, filed Nov. 14, 2006.

* cited by examiner

Primary Examiner — Richard E Chilcot
(74) *Attorney, Agent, or Firm* — Nixon & Vanderhye P.C.

(57) **CLAIM**
The ornamental design for a mask frame, as shown and described.

(56) **References Cited**

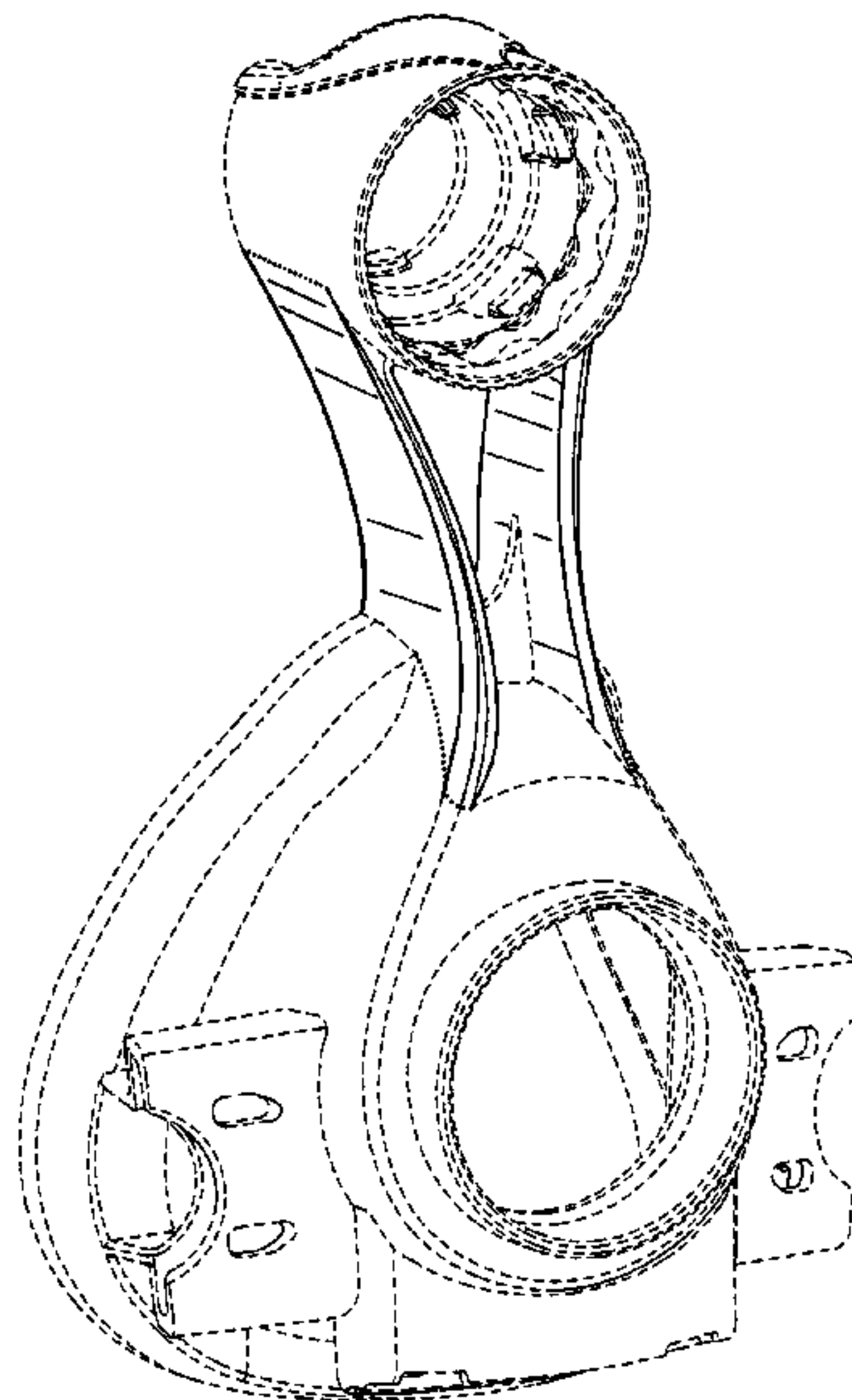
U.S. PATENT DOCUMENTS

D443,355	S	6/2001	Gunaratnam et al.	
6,532,961	B1	3/2003	Kwok et al.	
D486,226	S	2/2004	Guney et al.	
D493,885	S	8/2004	Raje et al.	
D515,204	S	2/2006	Guney et al.	
D519,207	S	4/2006	Raje et al.	
D539,901	S	4/2007	McAuliffe	
D556,901	S	12/2007	Davidson et al.	
D558,331	S	12/2007	Davidson et al.	
D558,334	S	12/2007	Stallard et al.	
D582,545	S	12/2008	Omura et al.	
D582,546	S	12/2008	Fujiura et al.	
D585,981	S	2/2009	Moore et al.	
D586,458	S	2/2009	Kooij et al.	
D591,420	S *	4/2009	Selvarajan et al.	D24/110.1

DESCRIPTION

FIG. 1 is a front perspective view of a mask frame according to my new ornamental design;
FIG. 2 is a front view thereof;
FIG. 3 is a rear view thereof; and,
FIG. 4 is a right side view thereof with the left side view being a mirror image.
The broken lines showing environment or structure of the mask frame are for illustrative purposes only and form no part of the claimed design.
The dotted lines represent the border between claimed and non-claimed subject matter of the mask frame and form no part of the claimed design.

1 Claim, 4 Drawing Sheets



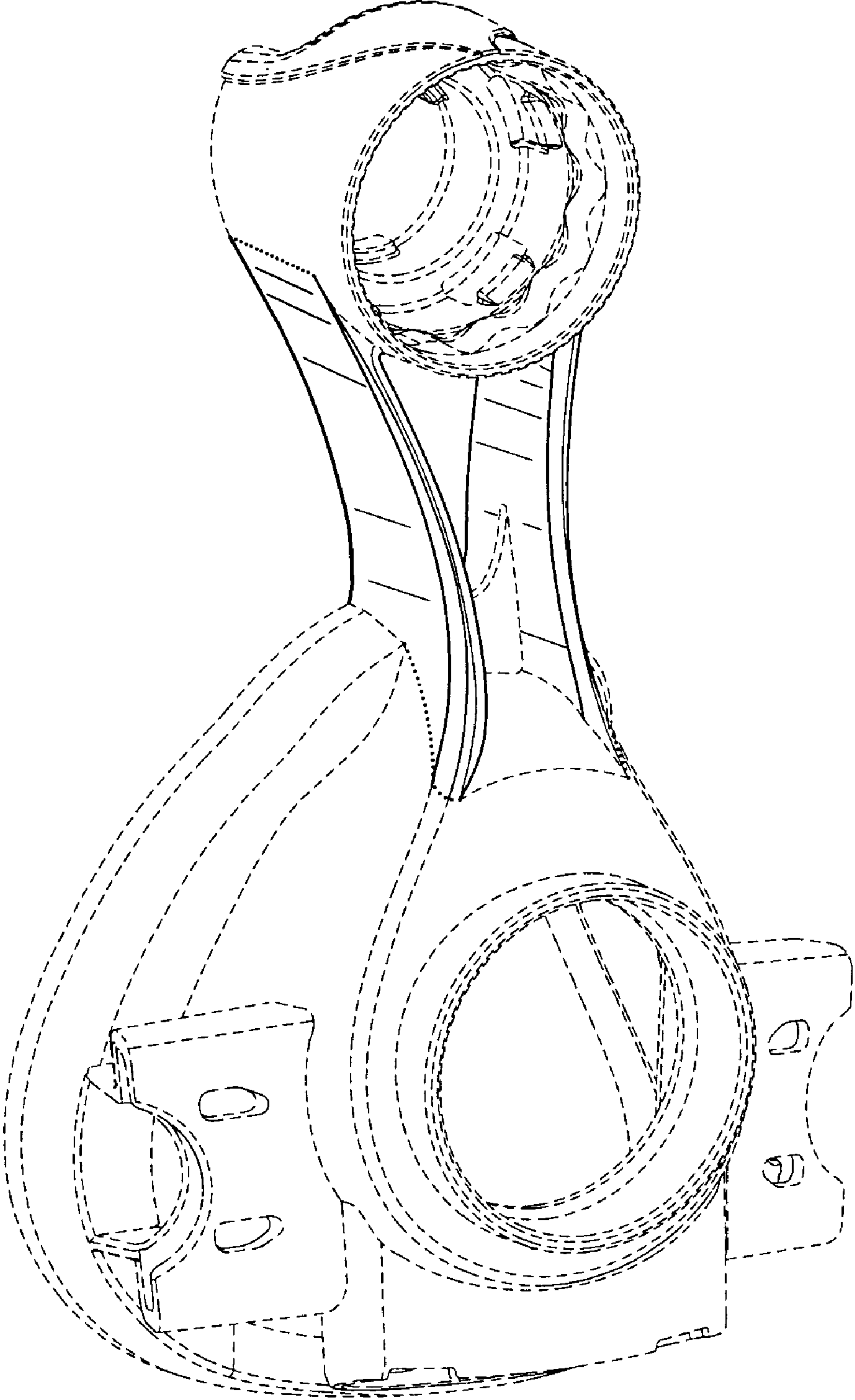


FIG. 1

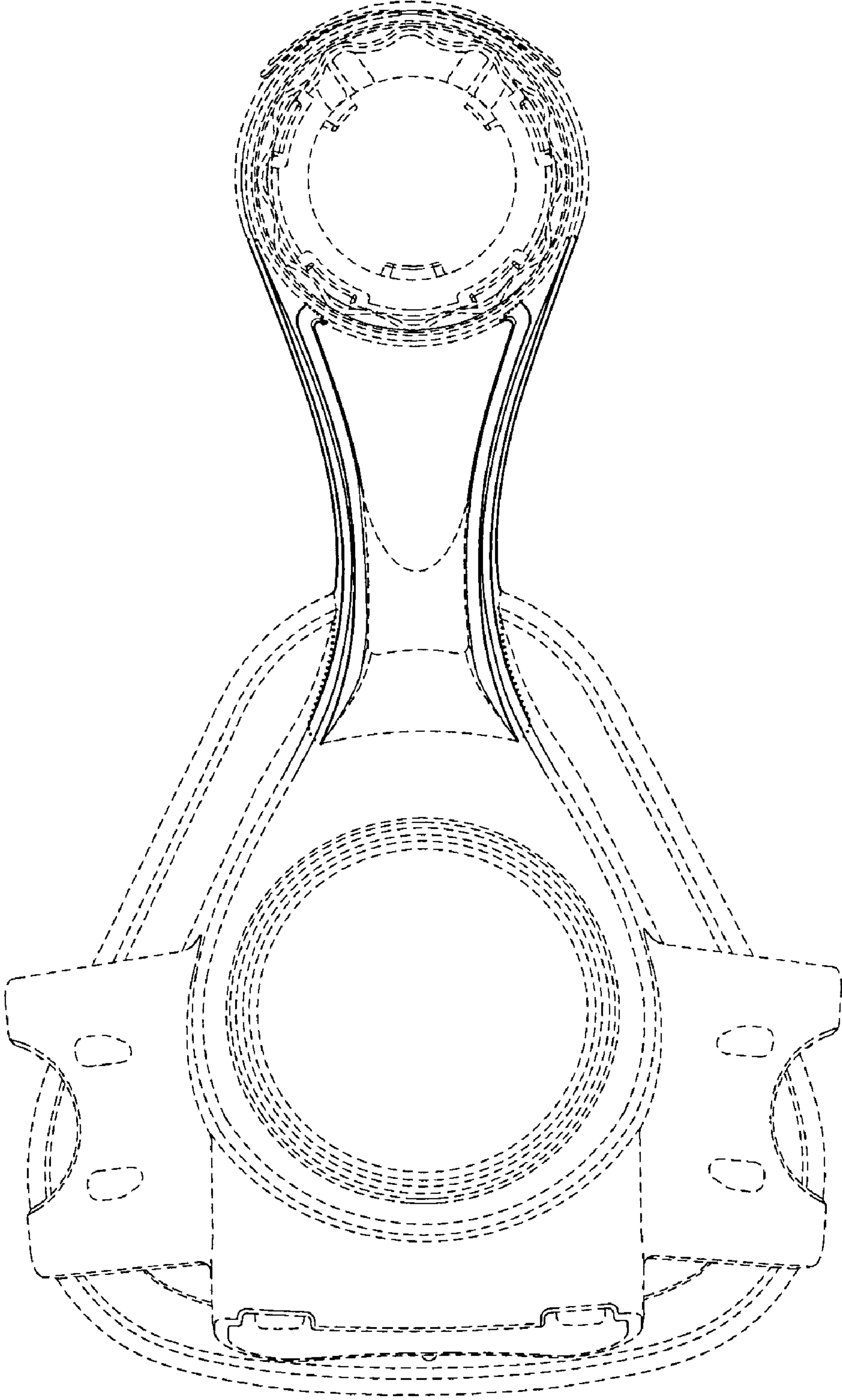


FIG. 2

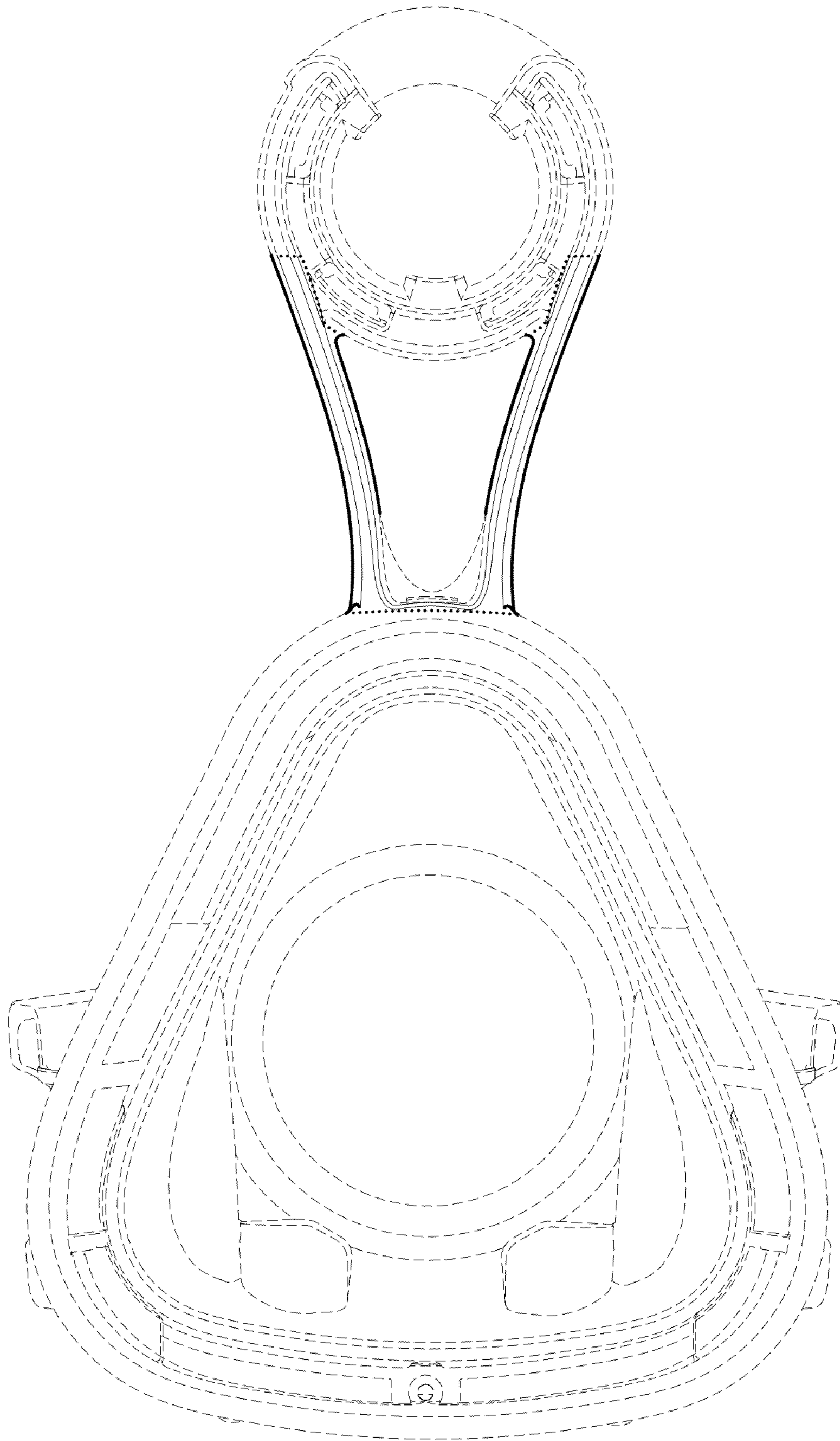


FIG. 3

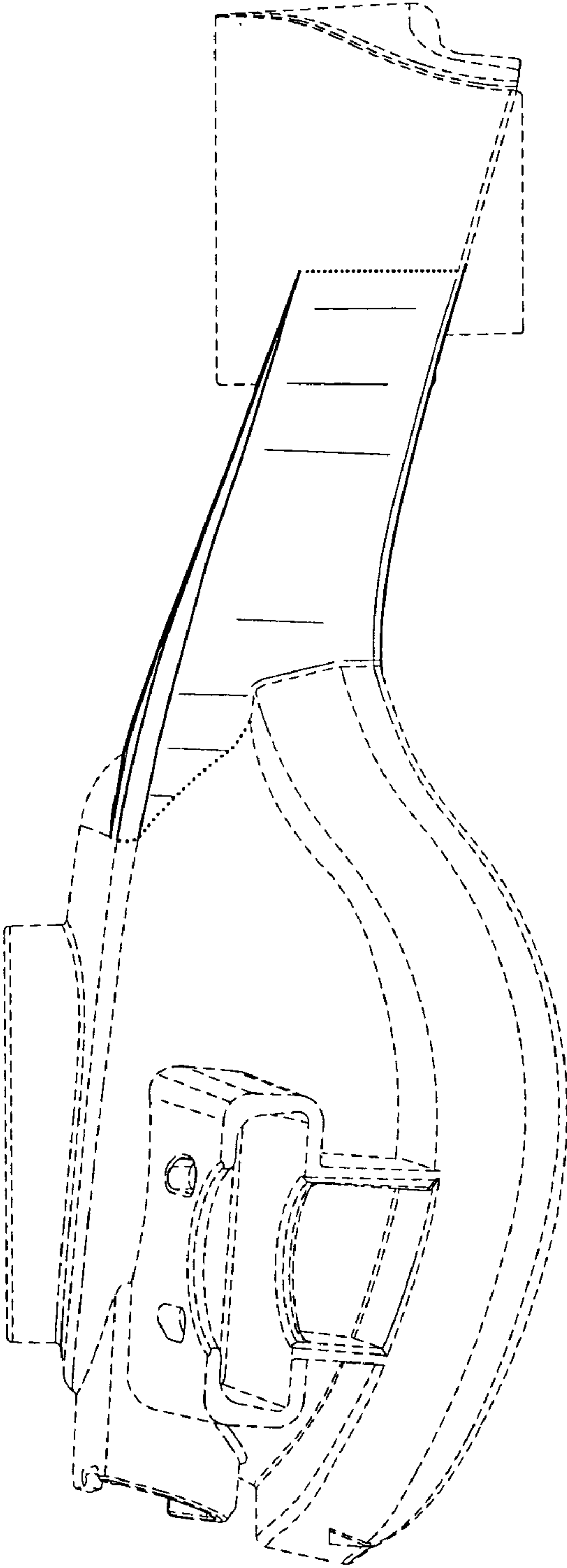


FIG. 4