



US00D679796S

(12) **United States Design Patent**
Thomas

(10) **Patent No.:** **US D679,796 S**

(45) **Date of Patent:** **** Apr. 9, 2013**

(54) **VENT COVER**

(75) Inventor: **Allen C. Thomas**, Tampa, FL (US)

(73) Assignee: **Airxcel, Inc.**, Wichita, KS (US)

(**) Term: **14 Years**

(21) Appl. No.: **29/372,141**

(22) Filed: **Oct. 21, 2010**

Related U.S. Application Data

(63) Continuation-in-part of application No. 29/307,573, filed on Apr. 28, 2008, now Pat. No. Des. 629,094, which is a continuation of application No. 29/291,451, filed on Aug. 30, 2007, now abandoned, which is a continuation of application No. 29/267,687, filed on Oct. 18, 2006, now abandoned.

(51) **LOC (9) Cl.** **23-04**

(52) **U.S. Cl.**
USPC **D23/387**

(58) **Field of Classification Search** D23/387,
D23/393, 373, 324, 370, 371, 328; 454/52,
454/94, 83, 146, 136, 137, 107; 261/29
See application file for complete search history.

(56) **References Cited**

U.S. PATENT DOCUMENTS

386,749 A	7/1888	Johnson
787,997 A	4/1905	Taylor et al.
1,352,022 A	9/1920	Pajalic
1,661,188 A	3/1928	Matthews
1,708,238 A	4/1929	Russell
1,748,433 A	2/1930	Wetzell et al.
1,810,229 A	6/1931	Stirrup
1,838,935 A	12/1931	Fixsen
1,944,321 A	1/1934	Huxter
2,083,621 A	6/1937	Smith
2,460,604 A	2/1949	Simcox

2,549,387 A	4/1951	Richeson
2,621,357 A	12/1952	Stuman
3,062,125 A	11/1962	Henneberger
3,934,383 A	1/1976	Perry et al.
3,942,964 A	3/1976	Shuler
3,955,848 A	5/1976	Lutz et al.

(Continued)

FOREIGN PATENT DOCUMENTS

DE 26 13 666 10/1977

OTHER PUBLICATIONS

Fan-Tastic Vent Model 6000A Installation and Operating Instructions. Fantastic Vent, 2083 S. Almont Ave., Imlay City, MI 48444 6002-FTVRV 1-98.

(Continued)

Primary Examiner — David Muller

(74) *Attorney, Agent, or Firm* — Hovey Williams LLP

(57) **CLAIM**

The ornamental design for a vent cover, as shown and described.

DESCRIPTION

FIG. 1 is a front isometric view of my new design for a vent cover;

FIG. 2 is a rear isometric view thereof;

FIG. 3 is a front view thereof;

FIG. 4 is a rear view thereof;

FIG. 5 is a top view thereof;

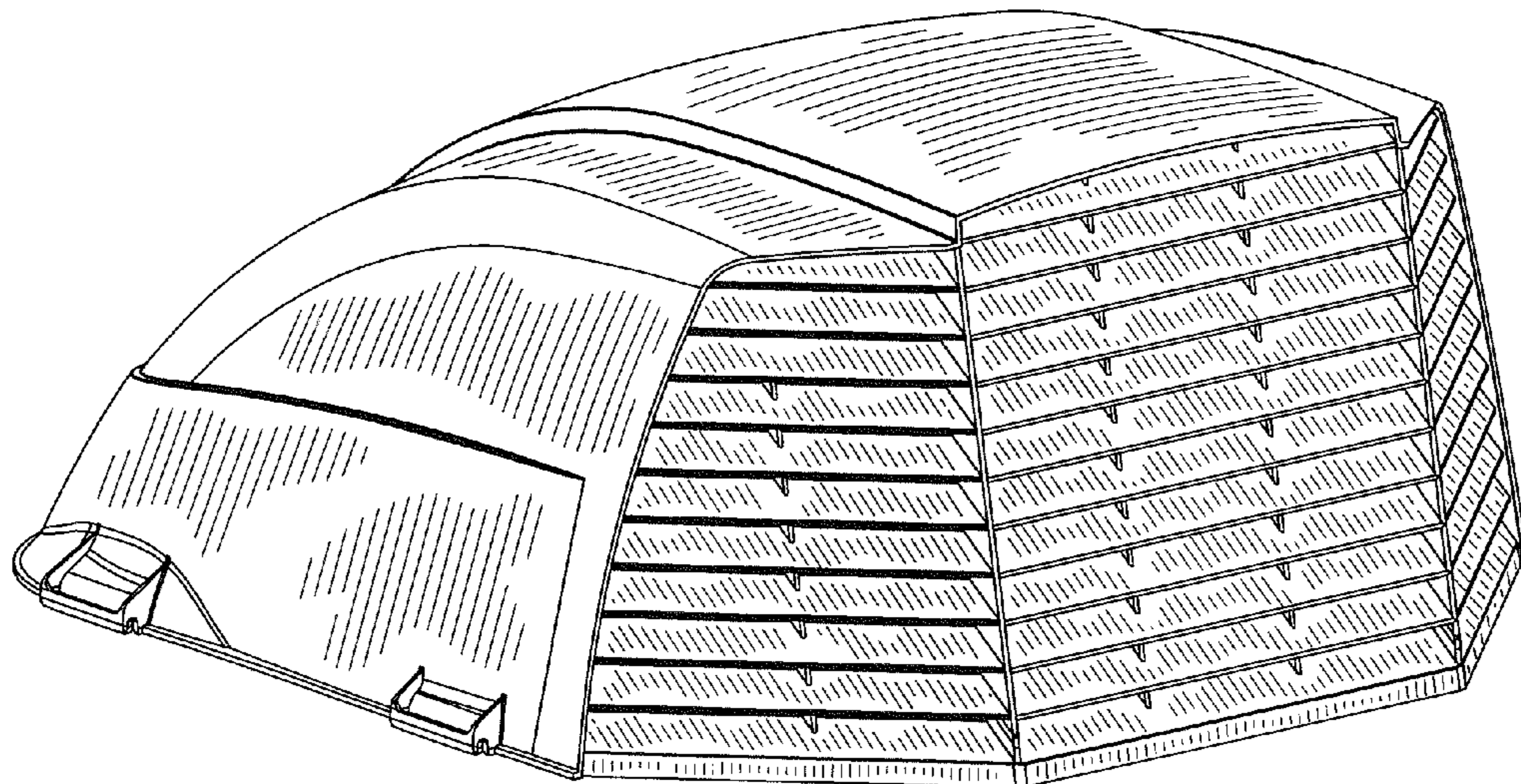
FIG. 6 is a bottom view thereof;

FIG. 7 is a right side view thereof; and,

FIG. 8 is left side view thereof.

The broken line showing of parts of the drawings is included for the purpose of illustrating use and environment and forms no part of the claimed design.

1 Claim, 6 Drawing Sheets



US D679,796 S

Page 2

U.S. PATENT DOCUMENTS

3,978,174	A *	8/1976	Peer	261/29	5,797,791	A	8/1998	Humphrey et al.
4,021,073	A	5/1977	Manning		5,918,972	A	7/1999	Van Belle
4,038,911	A	8/1977	Hart		6,009,929	A	1/2000	Linderman et al.
4,106,399	A *	8/1978	Lawrence, Jr.	454/94	6,068,551	A	5/2000	Oremland
4,196,657	A *	4/1980	Crongeyer et al.	454/107	6,106,385	A	8/2000	Humphrey et al.
D277,027	S *	1/1985	Waltz et al.	D23/373	6,125,668	A	10/2000	Belden, Jr.
4,537,119	A	8/1985	Jarnot		6,183,360	B1	2/2001	Lutewr, II et al.
4,541,544	A	9/1985	Martin, Jr. et al.		D448,468	S *	9/2001	Koessler D23/373
4,615,263	A	10/1986	Titterud		6,398,179	B1	6/2002	Soles
4,633,769	A	1/1987	Milks		6,416,090	B1	7/2002	Schechtel et al.
4,759,270	A	7/1988	Lindeen		6,439,991	B1	8/2002	Jarnot
4,867,047	A	9/1989	Citron		6,468,147	B1	10/2002	Thomas
5,020,425	A	6/1991	Kelly		6,520,464	B1	2/2003	Morrissey et al.
D320,847	S *	10/1991	Lanigan	D23/371	6,612,924	B1	9/2003	Mantyla et al.
5,054,377	A	10/1991	Mochel et al.		2001/0049261	A1	12/2001	McKee et al.
5,076,924	A	12/1991	Persson et al.		2003/0153262	A1	8/2003	Mantyla et al.
D334,977	S *	4/1993	Avari	D23/387				
5,309,972	A	5/1994	Thomas					
5,374,215	A	12/1994	Crider et al.					
5,404,614	A	4/1995	Stephens					
D365,873	S *	1/1996	Van Belle	D23/328				
5,501,634	A *	3/1996	Wilder	454/136				
5,573,383	A	11/1996	Uemura et al.					

OTHER PUBLICATIONS

www.coastdistribution.com; On-line catalog under RV Vents and Trim.

www.campingworld.com; On-line catalog under RV Maintenance and Fans & Vents.

* cited by examiner

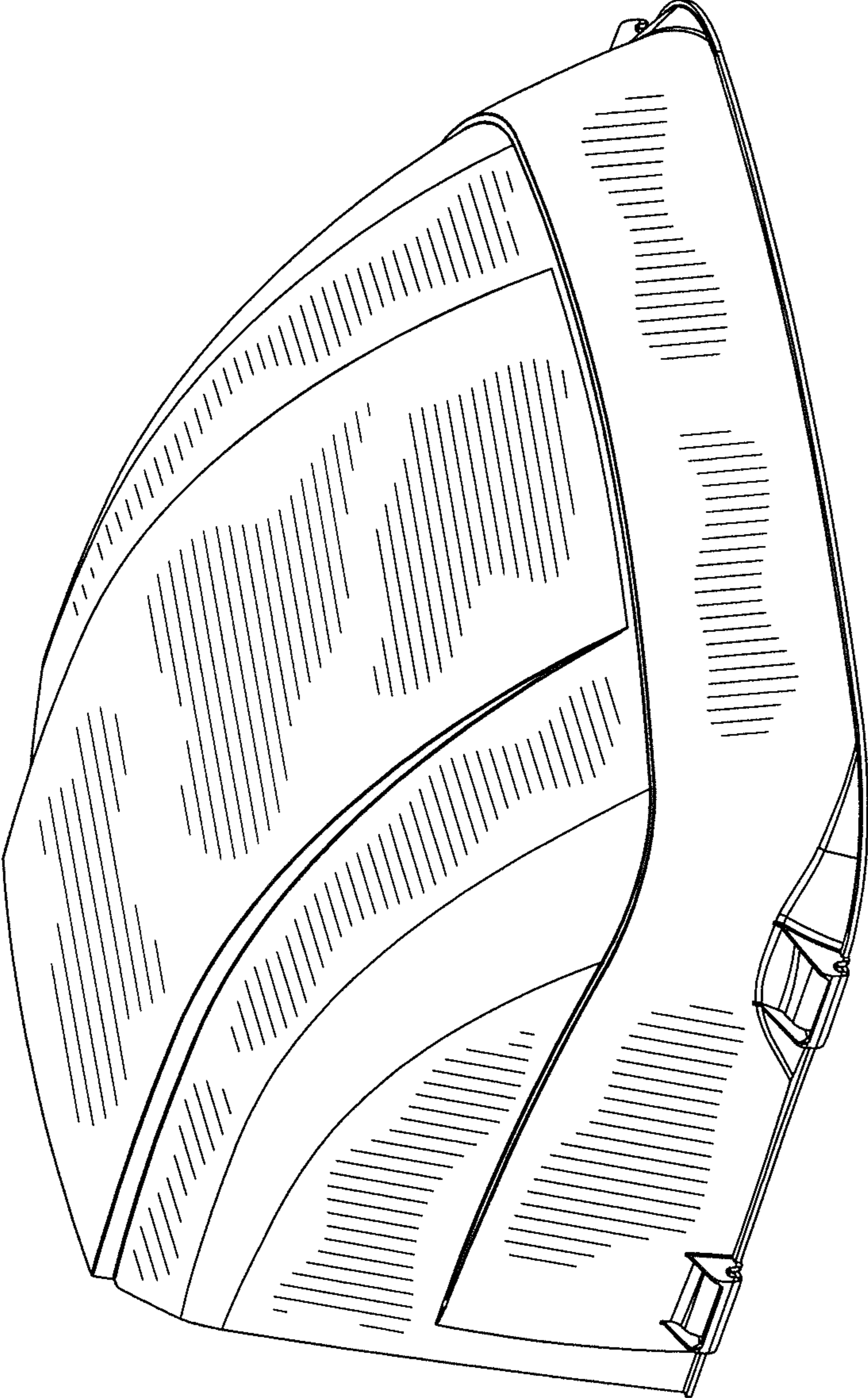


FIG. 1.

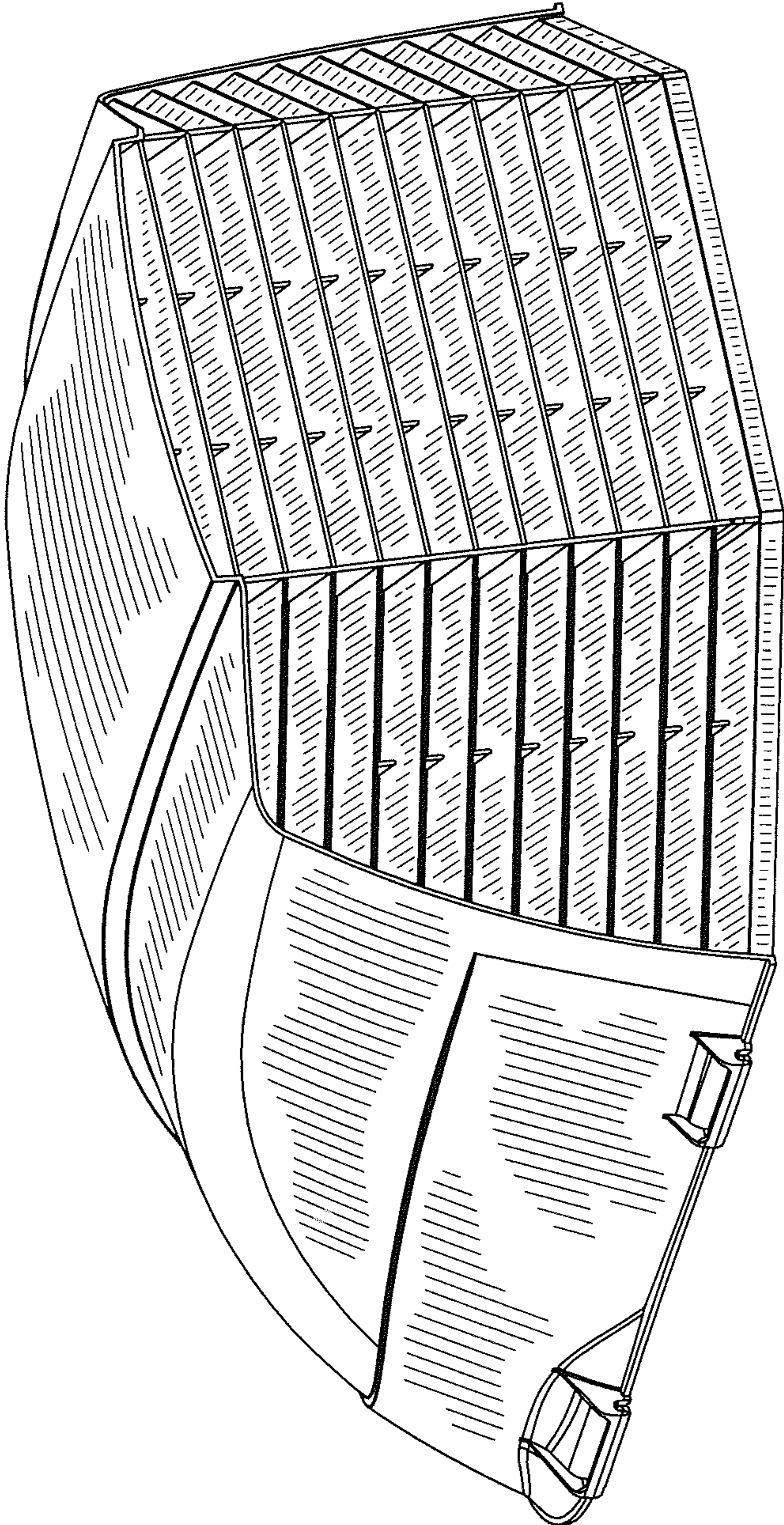


FIG. 2.

FIG. 3.


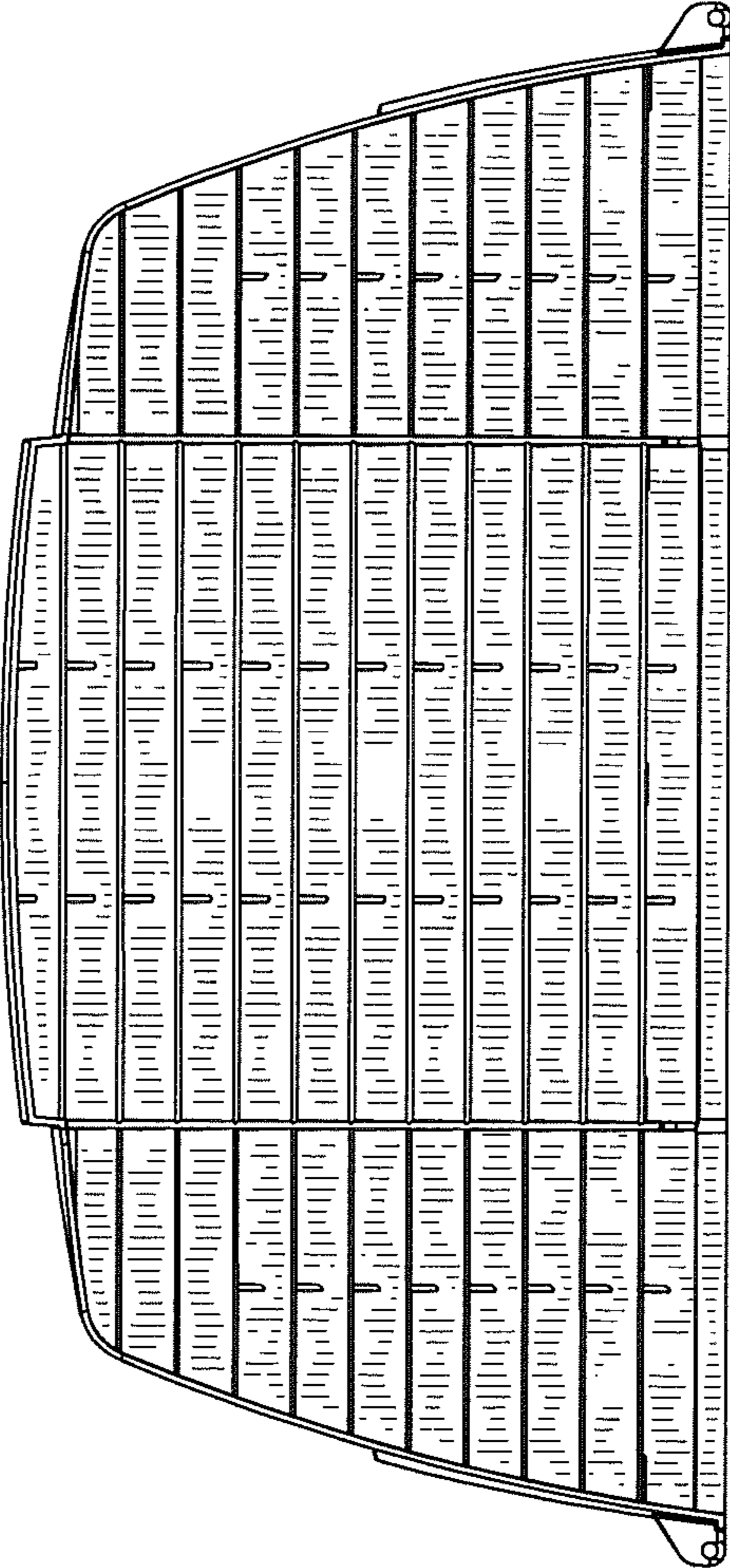


FIG. 4.



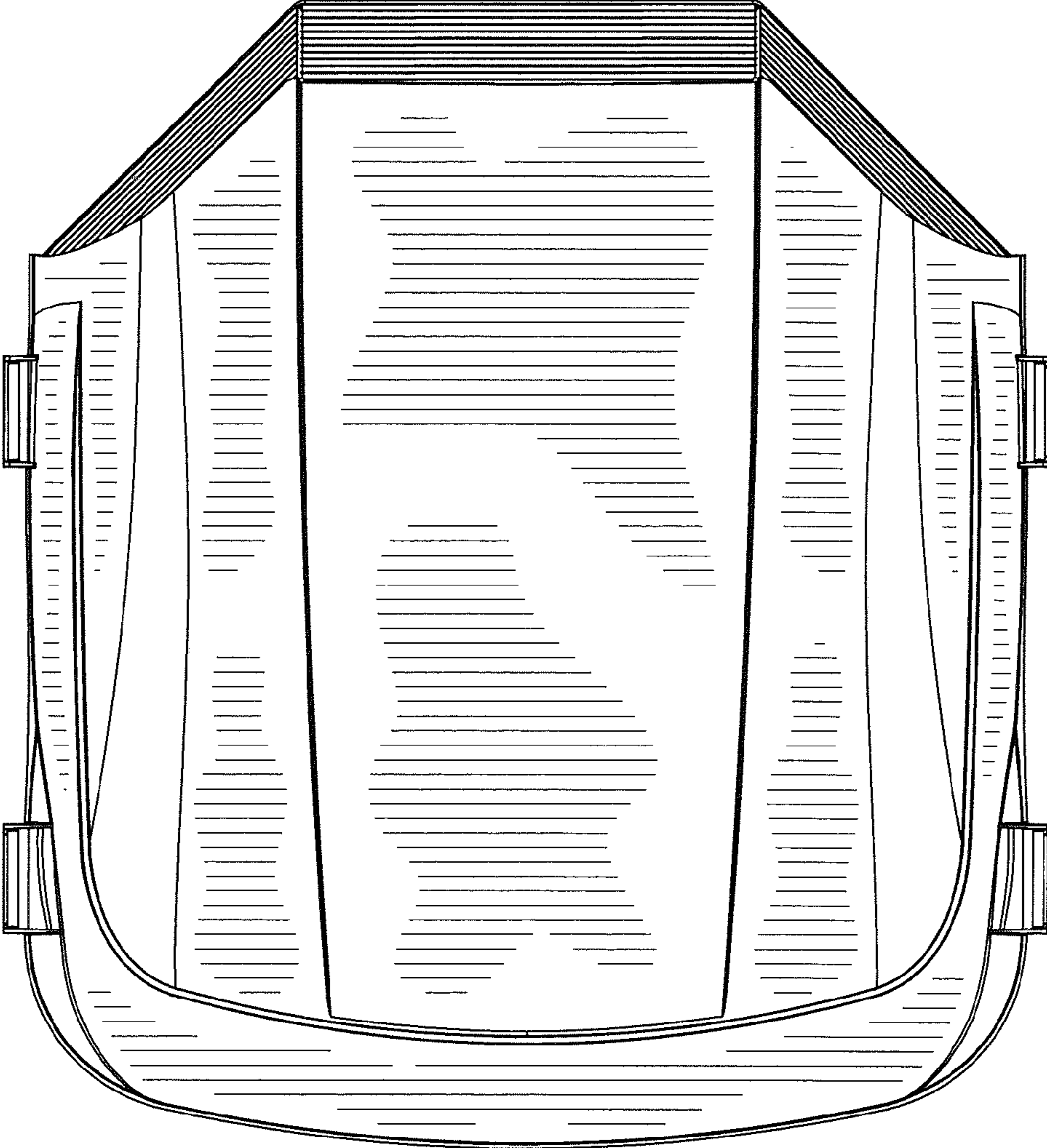


FIG. 5.

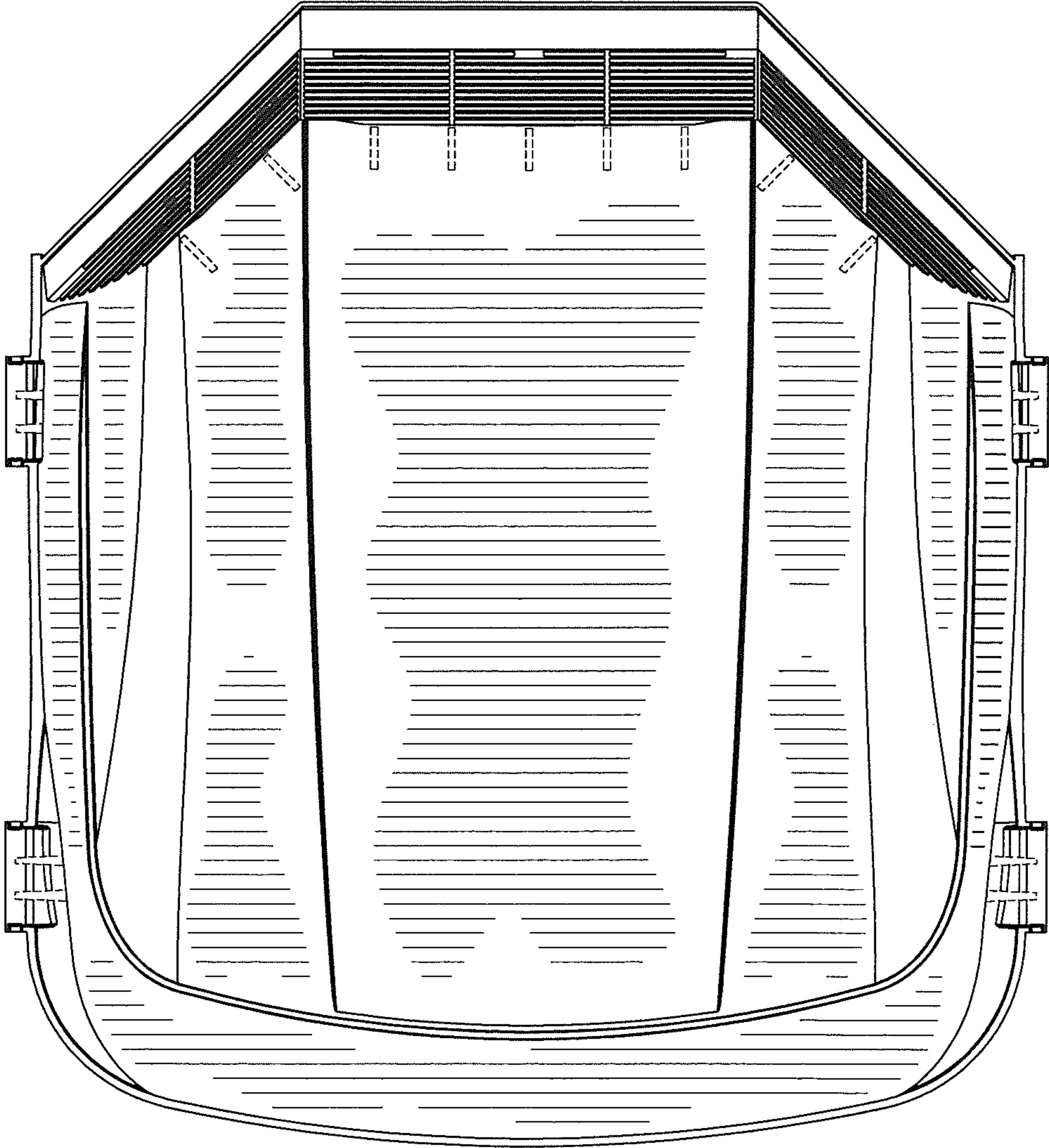


FIG. 6.

FIG. 7.

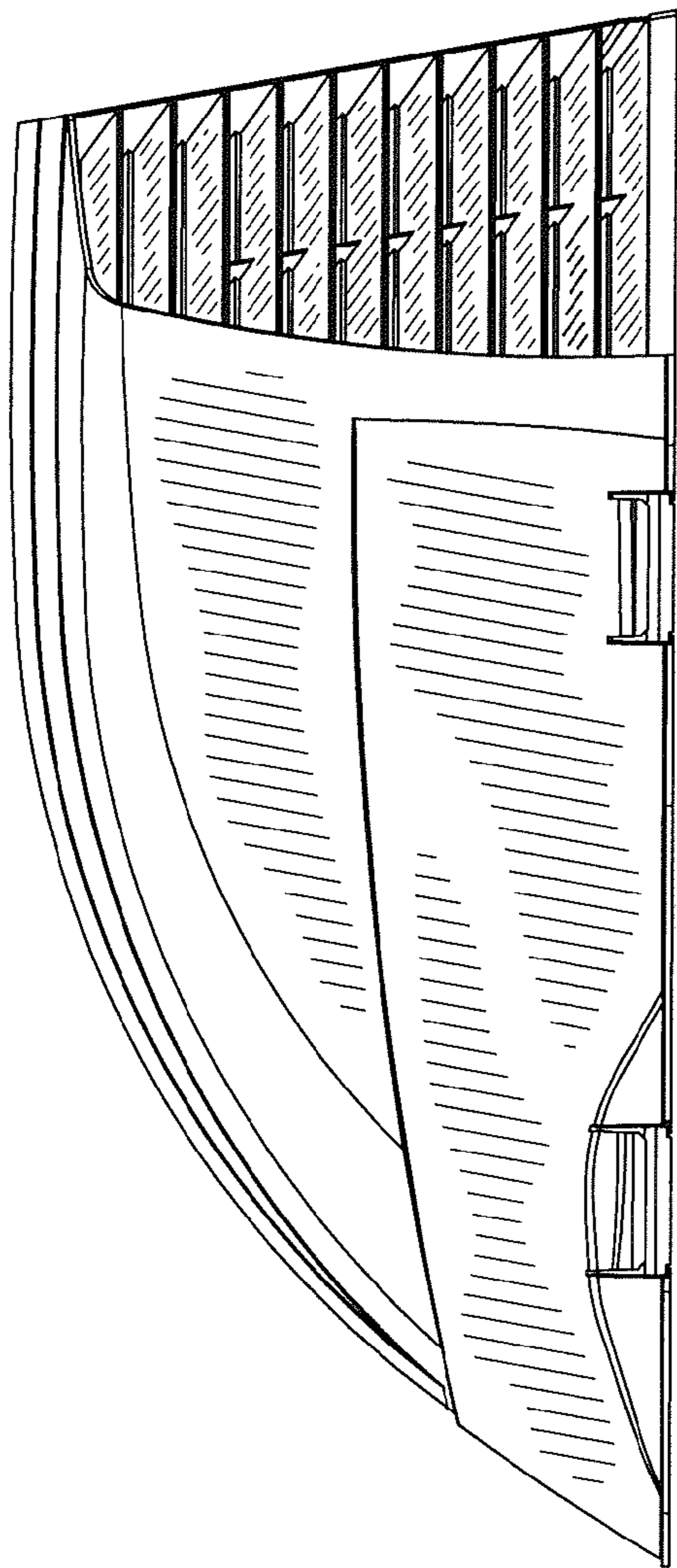


FIG. 8.

