



US00D679770S

(12) **United States Design Patent**
Berenson

(10) **Patent No.:** **US D679,770 S**
(45) **Date of Patent:** **** Apr. 9, 2013**

- (54) **RECREATIONAL FLOTATION DEVICE**
- (75) Inventor: **Steven M. Berenson**, Canton, MA (US)
- (73) Assignee: **Aqua-Leisure Industries, Inc.**, Avon, MA (US)
- (**) Term: **14 Years**
- (21) Appl. No.: **29/415,352**
- (22) Filed: **Mar. 9, 2012**
- (51) **LOC (9) Cl.** **21-02**
- (52) **U.S. Cl.** **D21/803**
- (58) **Field of Classification Search** D21/769-770,
D21/801, 803, 809; 114/253, 345-346; 441/35,
441/66, 74, 40-42, 129-132; 472/128-129;
D12/5, 6, 316
See application file for complete search history.

- D355,466 S 2/1995 Wolfe
- D384,721 S * 10/1997 Peterson D21/809
- 6,749,474 B2 * 6/2004 Hsu et al. 441/131
- D571,429 S * 6/2008 Roberts D21/809
- D600,768 S * 9/2009 Foti D21/803

* cited by examiner

Primary Examiner — Zenia Bennett

(74) *Attorney, Agent, or Firm* — Lando & Anastasi, LLP

(57) **CLAIM**

The ornamental design for a recreational flotation device, as shown and described.

DESCRIPTION

FIG. 1 is a perspective view of a recreational flotation device in accordance with my new design.

FIG. 2 is an elevation view of the recreational flotation device as seen from the left side of FIG. 1, the opposite side view being a mirror-image.

FIG. 3 is a top plan view

FIG. 4 is an elevational view as seen from the curved front end of the recreational flotation device of FIG. 1.

FIG. 5 is an elevational view as seen from the rear of the recreational flotation device of FIG. 1; and,

FIG. 6 is a bottom plan view.

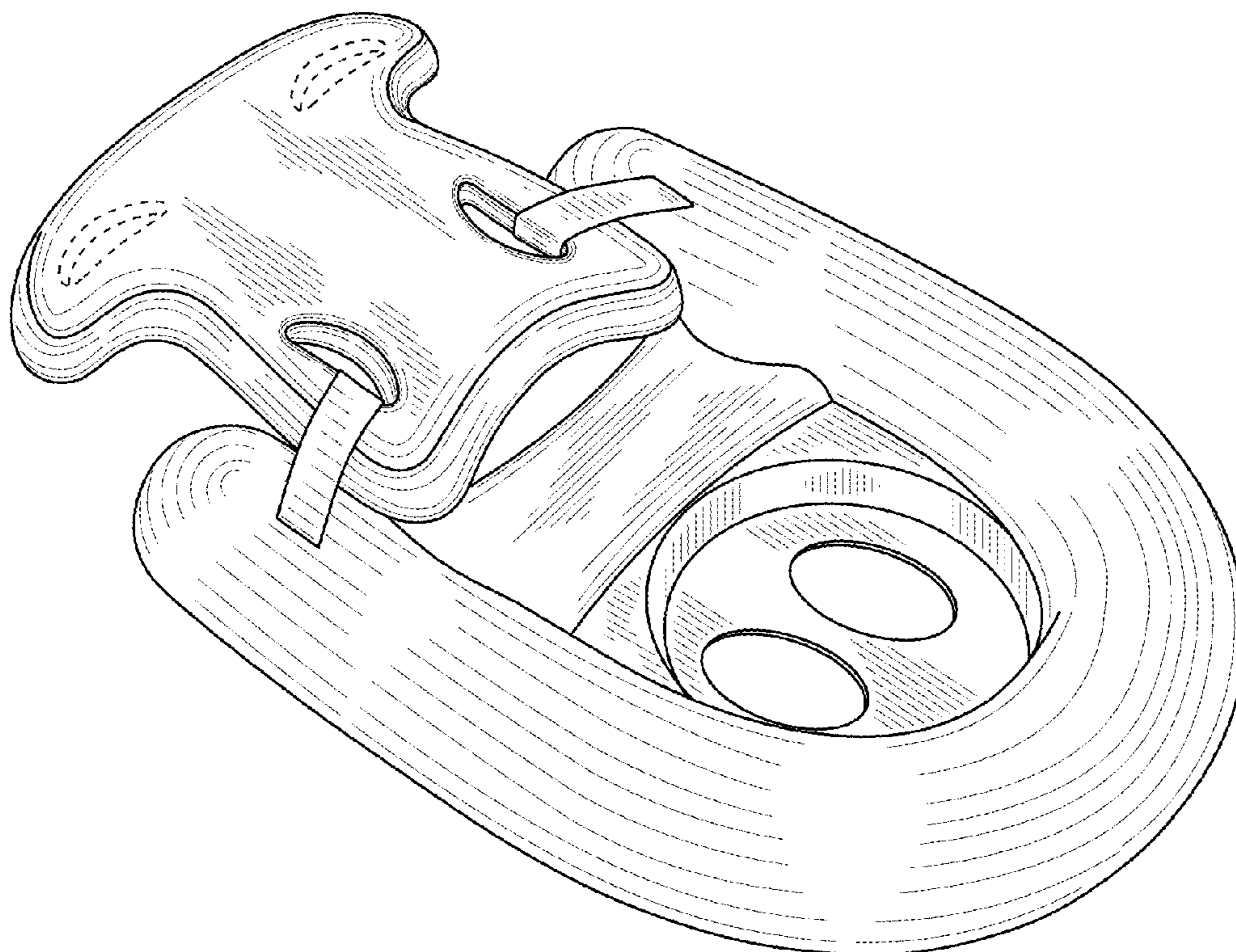
The broken lines shown in the drawing are for illustrative purposes only and form no part of the claimed design.

(56) **References Cited**

U.S. PATENT DOCUMENTS

- D177,284 S * 3/1956 Sonin D12/316
- D280,123 S * 8/1985 Maertin D21/803
- D287,870 S * 1/1987 Wolfe D21/808
- D329,077 S * 9/1992 Burkhalter D21/803
- D343,220 S 1/1994 Fireman
- D349,322 S 8/1994 Wolfe
- D349,551 S 8/1994 Wolfe
- D349,744 S 8/1994 Wolfe

1 Claim, 3 Drawing Sheets



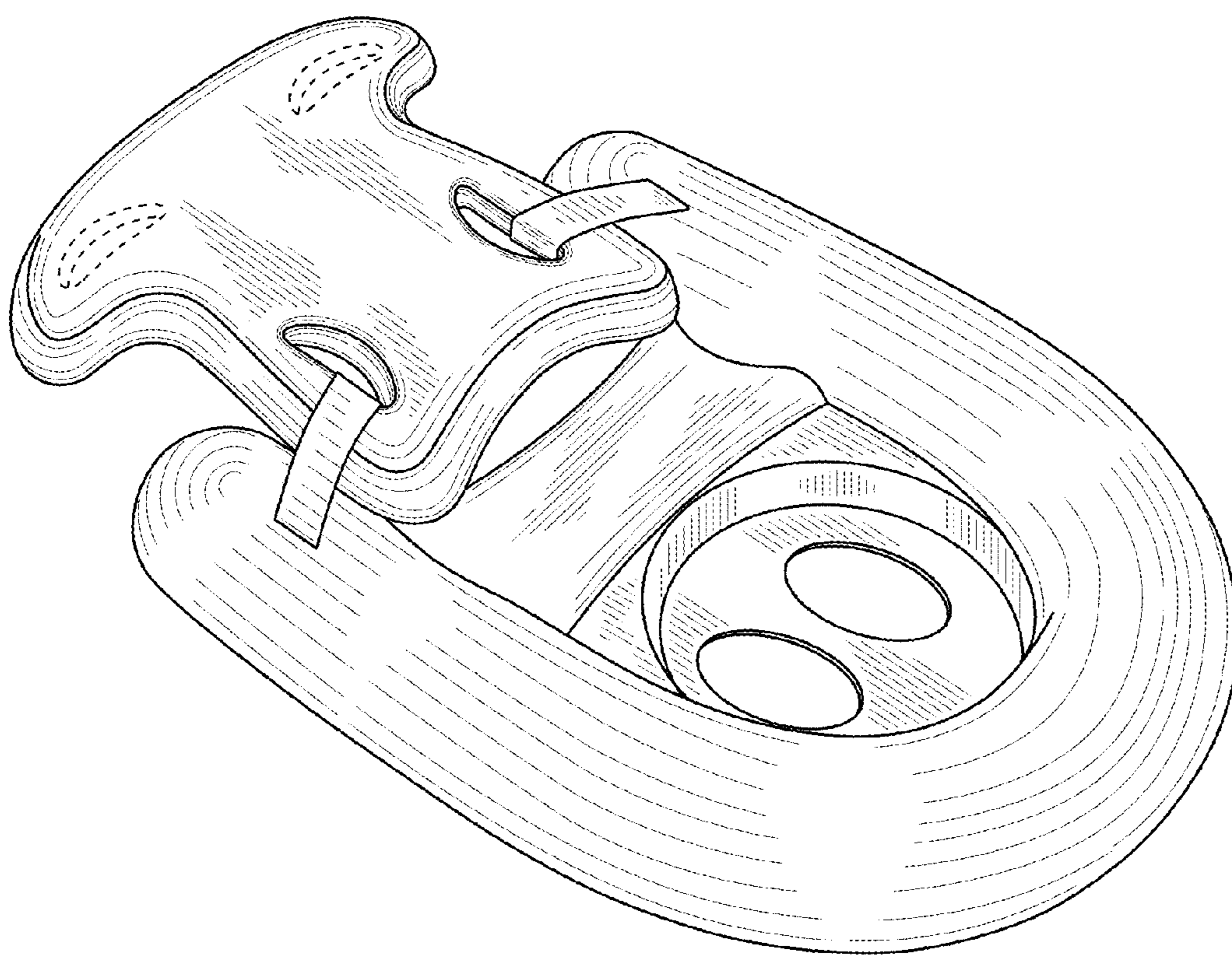


FIG. 1

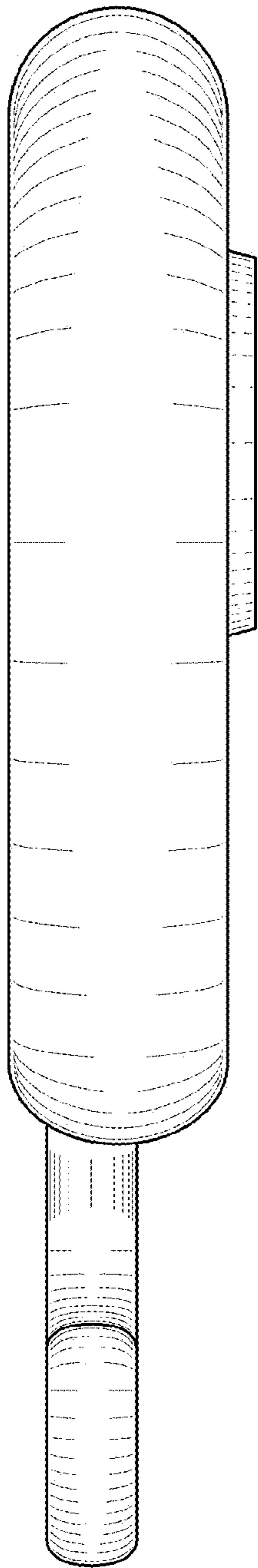


FIG. 2

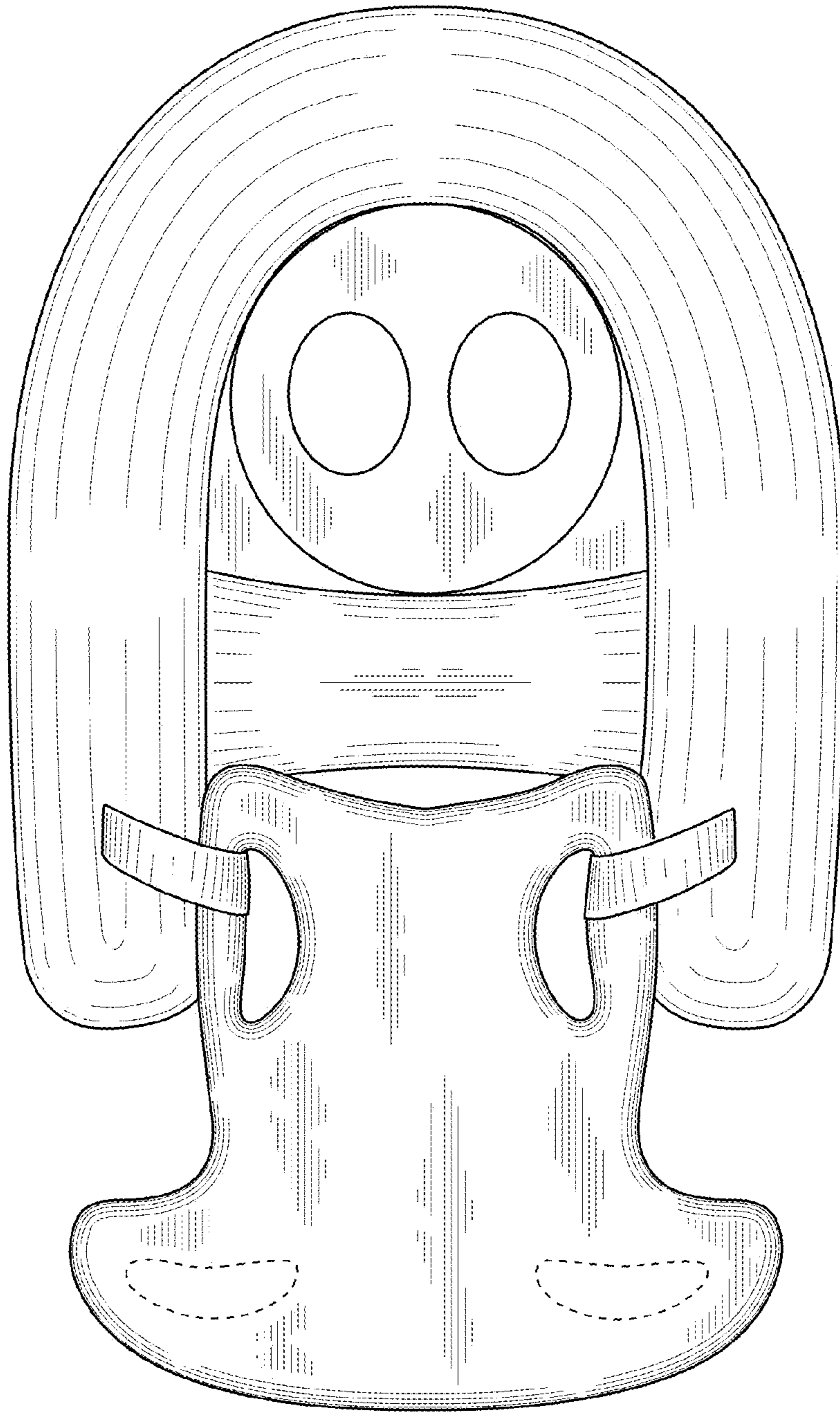


FIG. 3

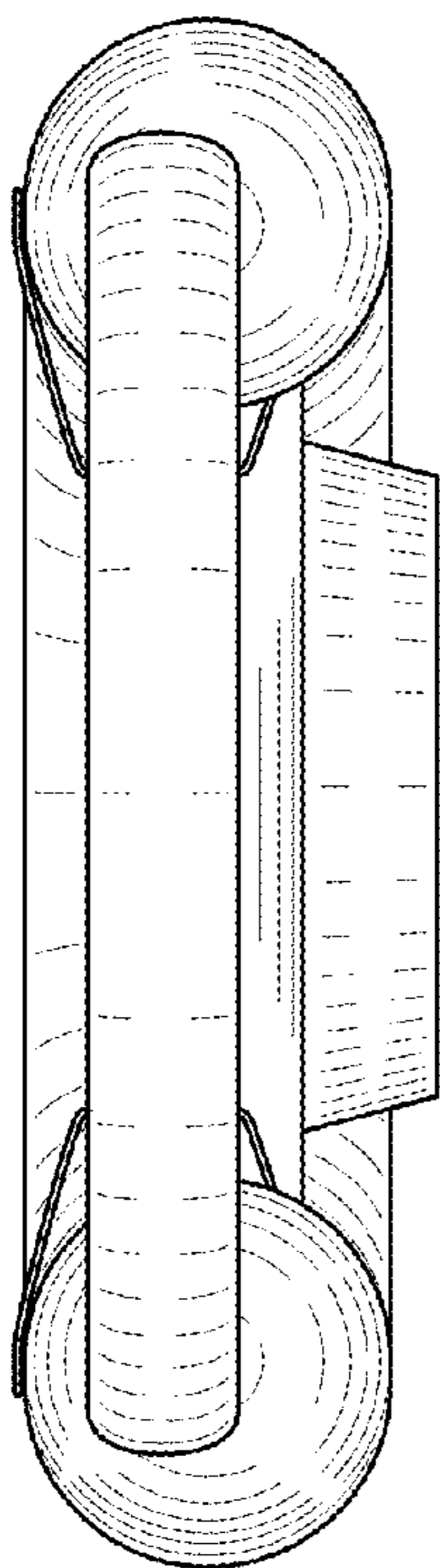


FIG. 5

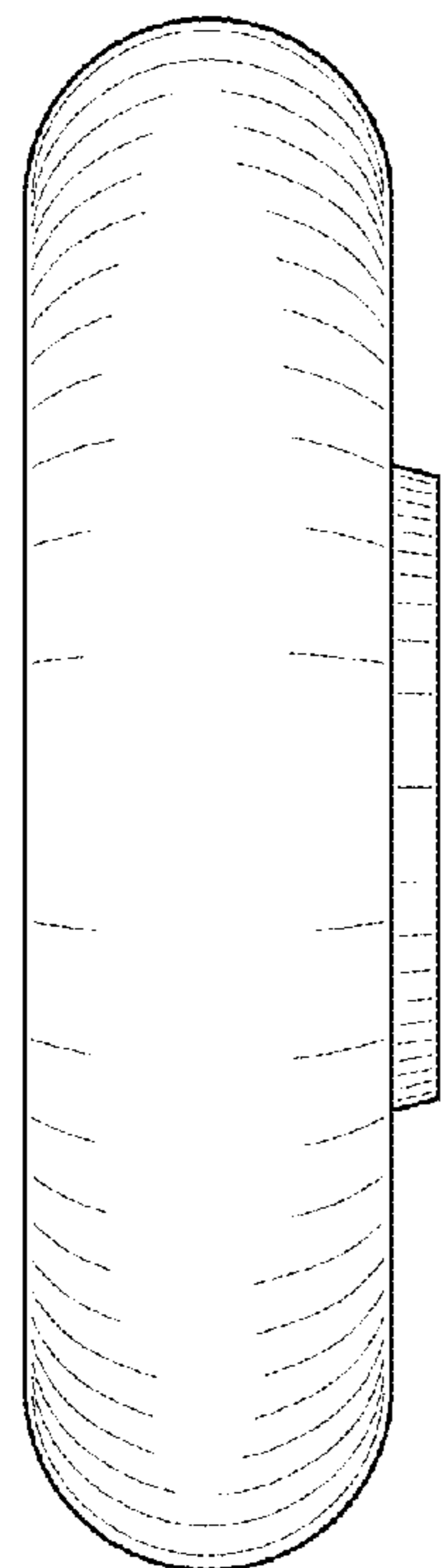


FIG. 4

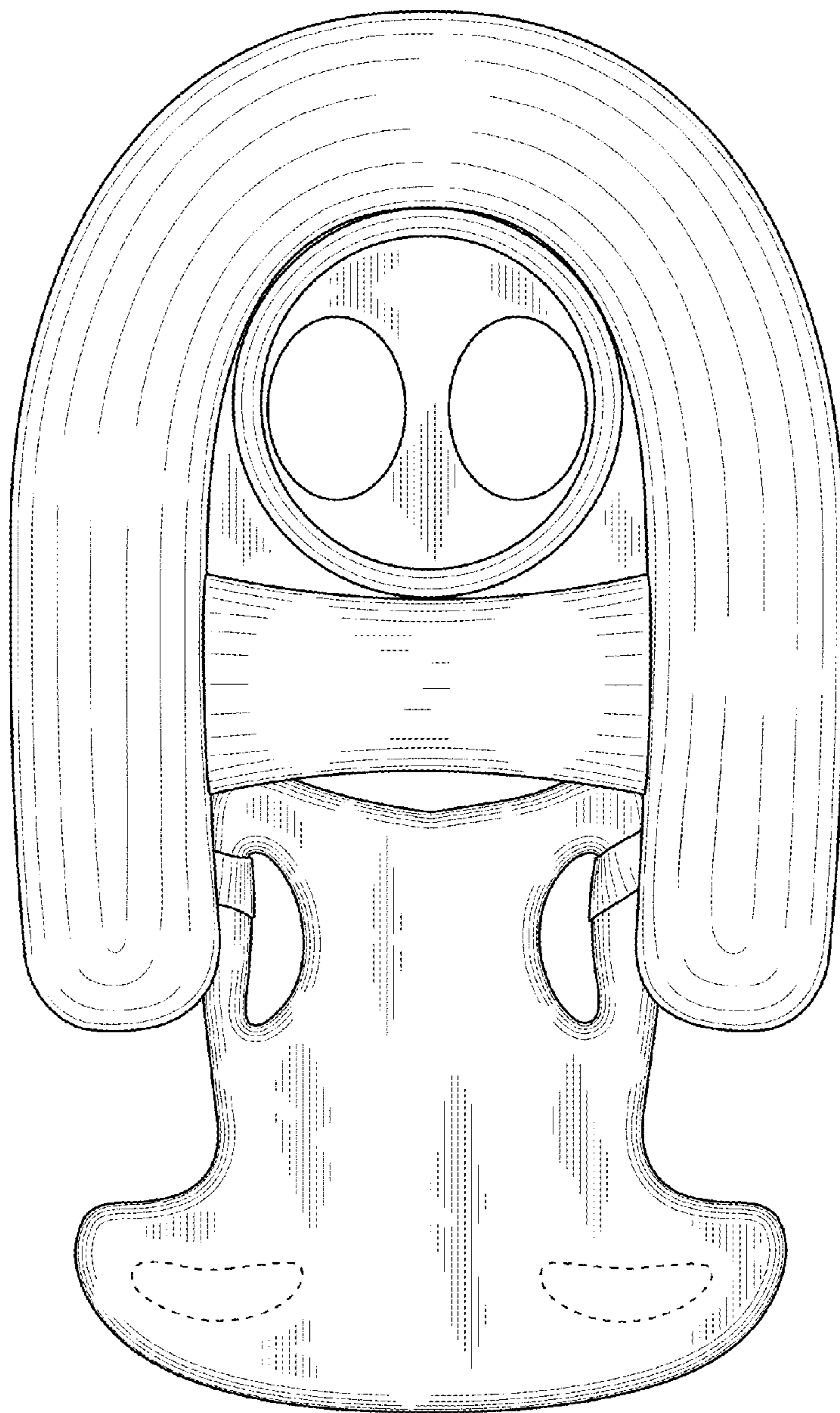


FIG. 6