



US00D679761S

(12) **United States Design Patent**  
**Nava**

(10) **Patent No.:** **US D679,761 S**

(45) **Date of Patent:** **\*\* Apr. 9, 2013**

(54) **ENGINE CAR FOR A TRAIN RIDE**

(76) Inventor: **Jesse Nava**, Corona, CA (US)

(\*\*) Term: **14 Years**

(21) Appl. No.: **29/399,598**

(22) Filed: **Aug. 16, 2011**

(51) **LOC (9) Cl.** ..... **21-01**

(52) **U.S. Cl.** ..... **D21/427; D21/541**

(58) **Field of Classification Search** ..... D21/419,  
D21/424, 426, 427, 433, 540, 541, 551; D12/36-38;  
446/410, 451, 465, 467; 280/828, 47.25,  
280/87.01, 43.23, 256, 827

See application file for complete search history.

(56) **References Cited**

**U.S. PATENT DOCUMENTS**

696,315	A	*	3/1902	Cooper	.....	280/828
D54,380	S	*	2/1920	Connor	.....	D21/427
D217,374	S		4/1970	Hubiak		
3,804,427	A		4/1974	Lohr et al.		
D235,217	S		5/1975	Lohr		
D257,362	S	*	10/1980	Imura	.....	D21/427
D264,362	S	*	5/1982	Mariol	.....	D21/541
4,417,523	A	*	11/1983	Mariol	.....	105/1.5
D289,537	S		4/1987	Leung		
D308,704	S		6/1990	Weiland		
D330,737	S	*	11/1992	Silber	.....	D21/427
5,265,912	A	*	11/1993	Natividad	.....	280/828
D351,447	S		10/1994	Barnes		

D389,534	S		1/1998	Schulz		
D413,944	S	*	9/1999	Park	.....	D21/541
D425,946	S		5/2000	Wei		
D436,145	S		1/2001	Chan		
D560,728	S		1/2008	Chung		
D588,650	S	*	3/2009	Yen	.....	D21/427

**OTHER PUBLICATIONS**

Prior design used by Applicant in public before Aug. 16, 2010.

\* cited by examiner

*Primary Examiner* — Cynthia M Chin

(74) *Attorney, Agent, or Firm* — QuickPatents; Kevin Prince

(57) **CLAIM**

I claim the ornamental design for an engine car for a train ride, as shown and described.

**DESCRIPTION**

FIG. 1 is a perspective view of an engine car for a train ride, showing my new design;  
FIG. 2 is a right-side elevational view thereof, the left-side elevational view being a mirror image thereof;  
FIG. 3 is a front elevational view thereof;  
FIG. 4 is a top plan view thereof;  
FIG. 5 is a rear elevational view thereof; and,  
FIG. 6 is a bottom plan view thereof.  
The broken lines in FIGS. 5 and 6 depict environmental matter that forms no part of the claimed design.

**1 Claim, 3 Drawing Sheets**




FIG. 1




FIG. 2






FIG. 3

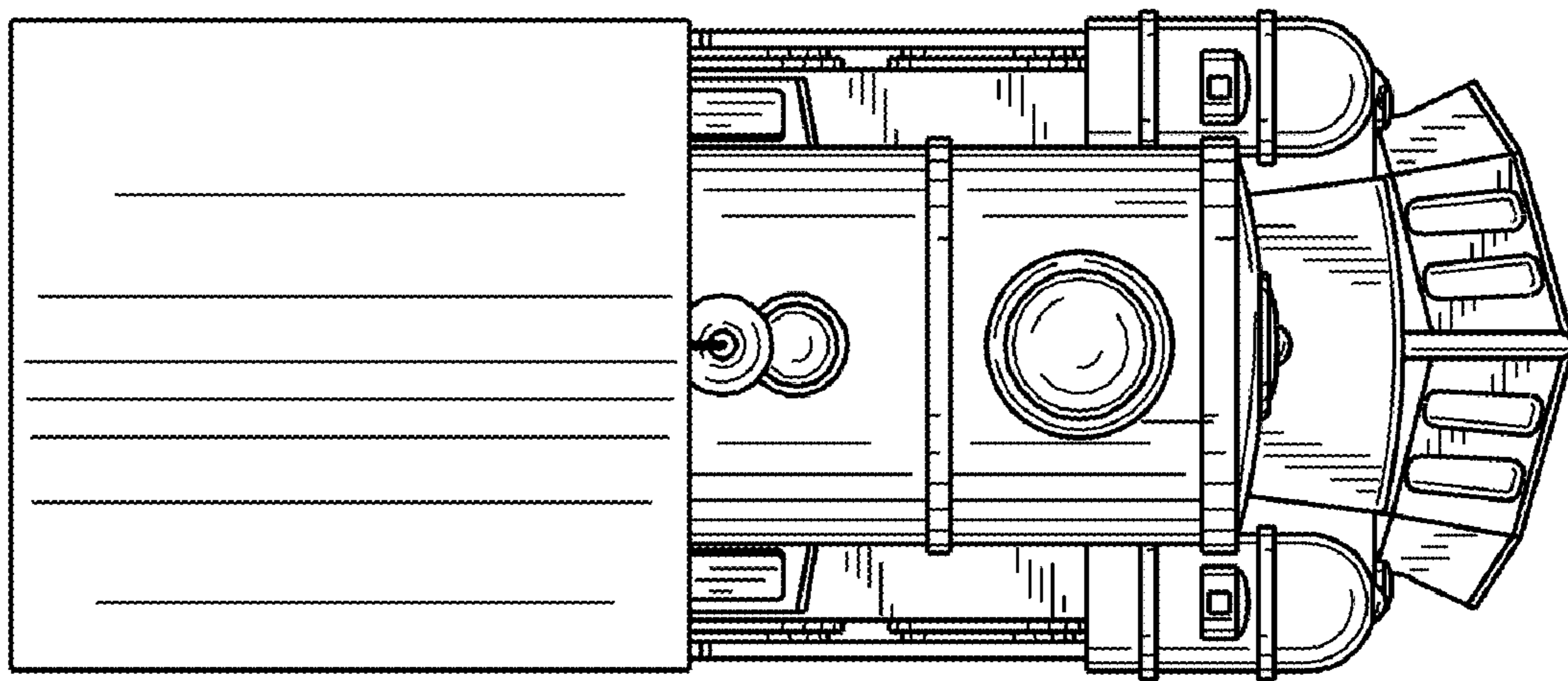


FIG. 4

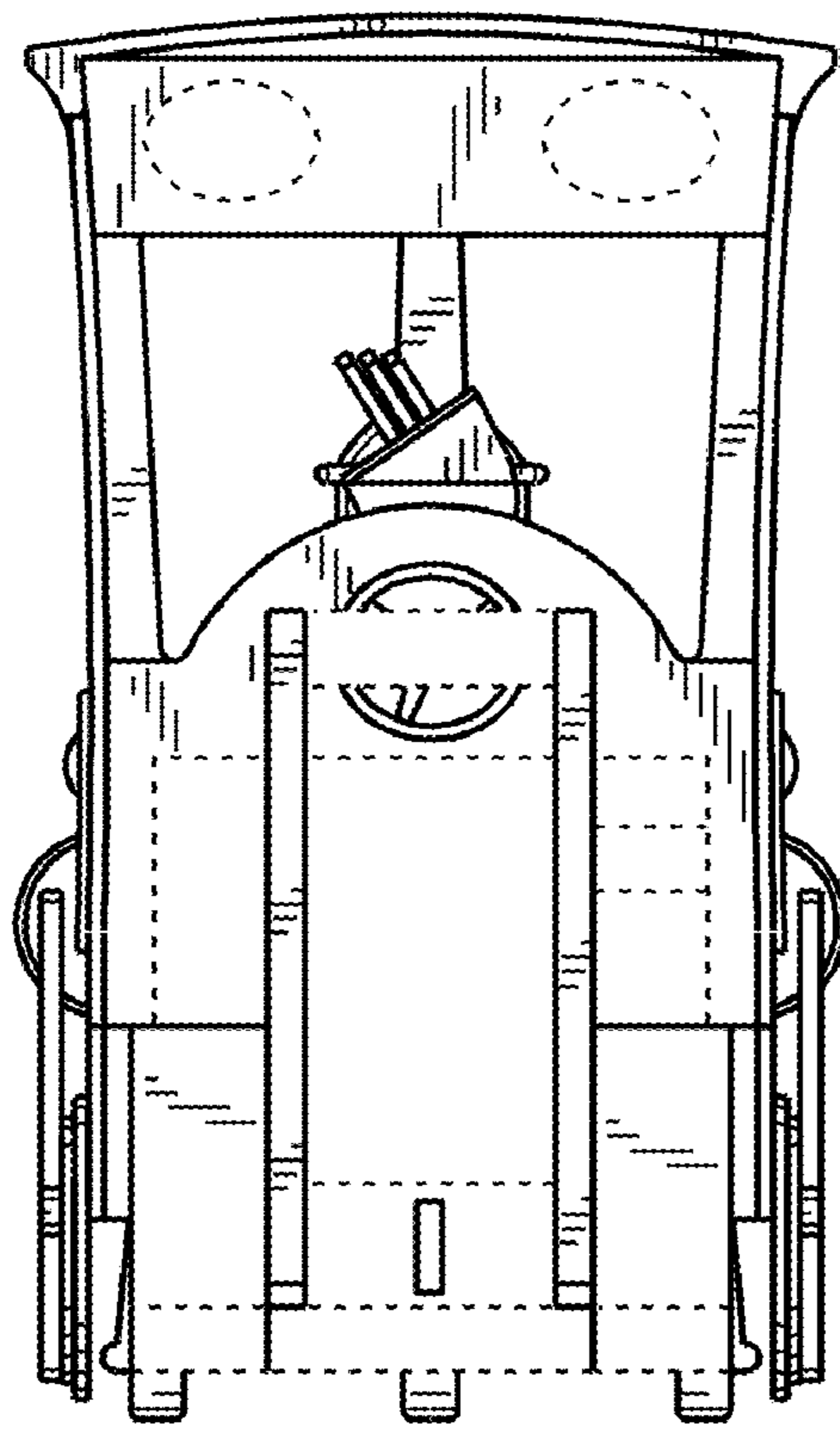


FIG. 5

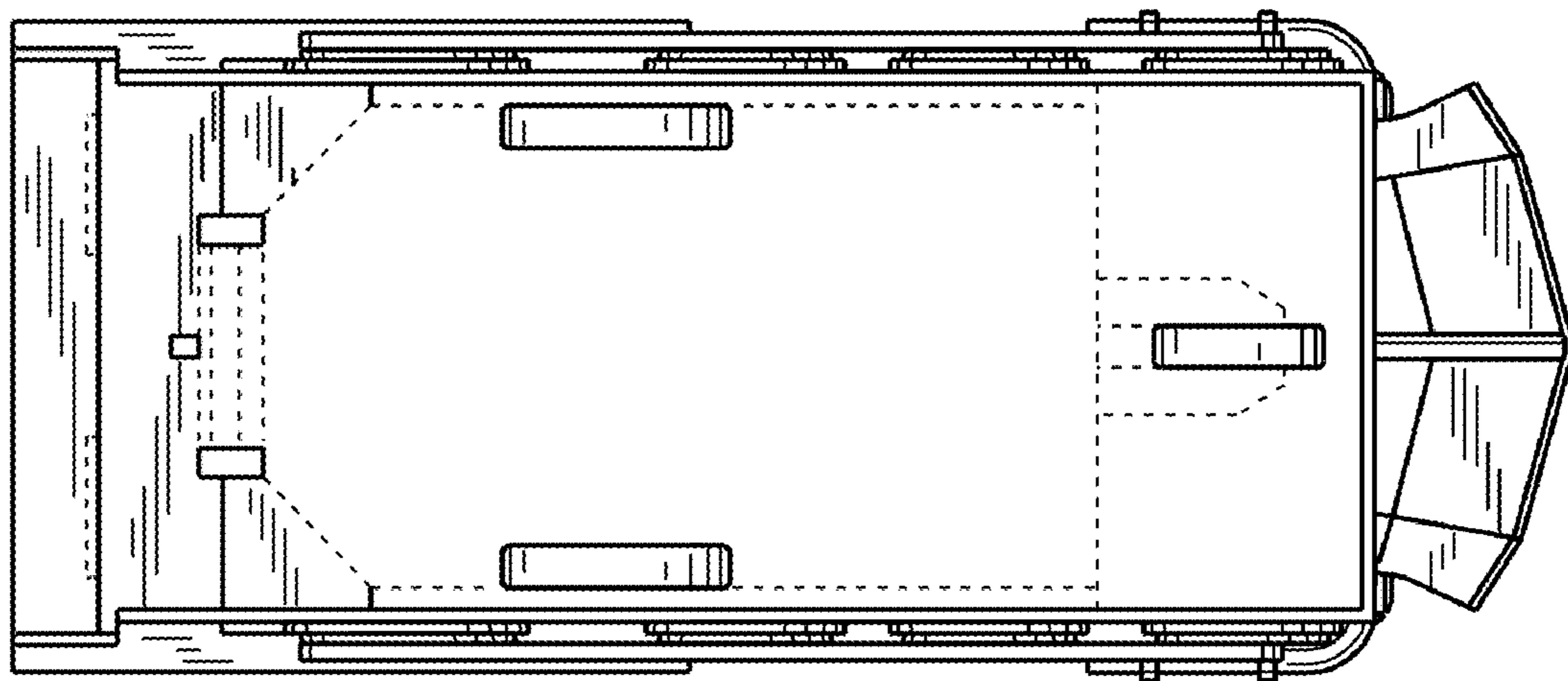


FIG. 6