



US00D679759S

(12) **United States Design Patent**
Brunelli et al.

(10) **Patent No.:** **US D679,759 S**

(45) **Date of Patent:** **** Apr. 9, 2013**

- (54) **EMERGENCY AND EXIT LIGHT**
- (75) Inventors: **Anthony L. Brunelli**, Piedmont, SC (US); **Thomas K. Heaton**, Greenville, SC (US)
- (73) Assignee: **Hubbell Incorporated**, Shelton, CT (US)
- (**) Term: **14 Years**
- (21) Appl. No.: **29/394,365**
- (22) Filed: **Jun. 16, 2011**
- (51) **LOC (9) Cl.** **20-03**
- (52) **U.S. Cl.**
USPC **D20/42; D20/19**
- (58) **Field of Classification Search** D20/10, D20/17-19, 29, 39, 41, 42, 99; 40/446, 448, 40/538, 541, 542, 544, 564, 568, 570, 572, 40/575, 584, 585, 600, 612, 616, 617; D10/109.1, D10/109.2, 111, 113.4, 114.1; D26/31; 362/234, 362/253, 812
See application file for complete search history.

(56) **References Cited**

U.S. PATENT DOCUMENTS

5,615,502	A *	4/1997	Gabrius	40/570
D379,373	S *	5/1997	Logan et al.	D20/10
D391,992	S	3/1998	Vosika et al.		
5,797,673	A *	8/1998	Logan et al.	362/234
D406,279	S	3/1999	LaRosa et al.		
D446,818	S	8/2001	Kim		
6,606,808	B2	8/2003	Katz		
D489,766	S	5/2004	Gregory et al.		
6,741,324	B1	5/2004	Kim		
D495,750	S	9/2004	Lee		
6,824,295	B1	11/2004	Grondal		

D500,814	S	1/2005	Lee		
D504,705	S *	5/2005	Gregory et al.	D20/42
7,114,840	B2	10/2006	Hamrick		
D548,795	S	8/2007	Bourgeois et al.		
D549,784	S	8/2007	Bourgeois et al.		
D550,291	S *	9/2007	Bourgeois et al.	D20/42
D565,774	S	4/2008	Martineau		
D586,860	S	2/2009	Yu		
7,520,072	B2	4/2009	Yu		
D623,237	S	9/2010	Lee		
2006/0215403	A1	9/2006	Martineau		
2012/0174448	A1 *	7/2012	Lee	40/570

* cited by examiner

Primary Examiner — Mary Ann Calabrese

(74) *Attorney, Agent, or Firm* — Garrett V. Davis; Mark S. Bricks; Alfred N. Goodman

(57) **CLAIM**

The ornamental design for an emergency and exit light, as shown and described.

DESCRIPTION

FIG. 1 is a bottom perspective view of the emergency and exit light of the invention;
 FIG. 2 is a front view of the emergency and exit light of FIG. 1;
 FIG. 3 is a left side view of the emergency and exit light of FIG. 1;
 FIG. 4 is a rear view of the emergency and exit light of FIG. 1;
 FIG. 5 is a right side view of the emergency and exit light of FIG. 1;
 FIG. 6 is a top view of the emergency and exit light of FIG. 1; and,
 FIG. 7 is a bottom view of the emergency and exit light of FIG. 1.

1 Claim, 3 Drawing Sheets




FIG. 1




FIG. 2




FIG. 3

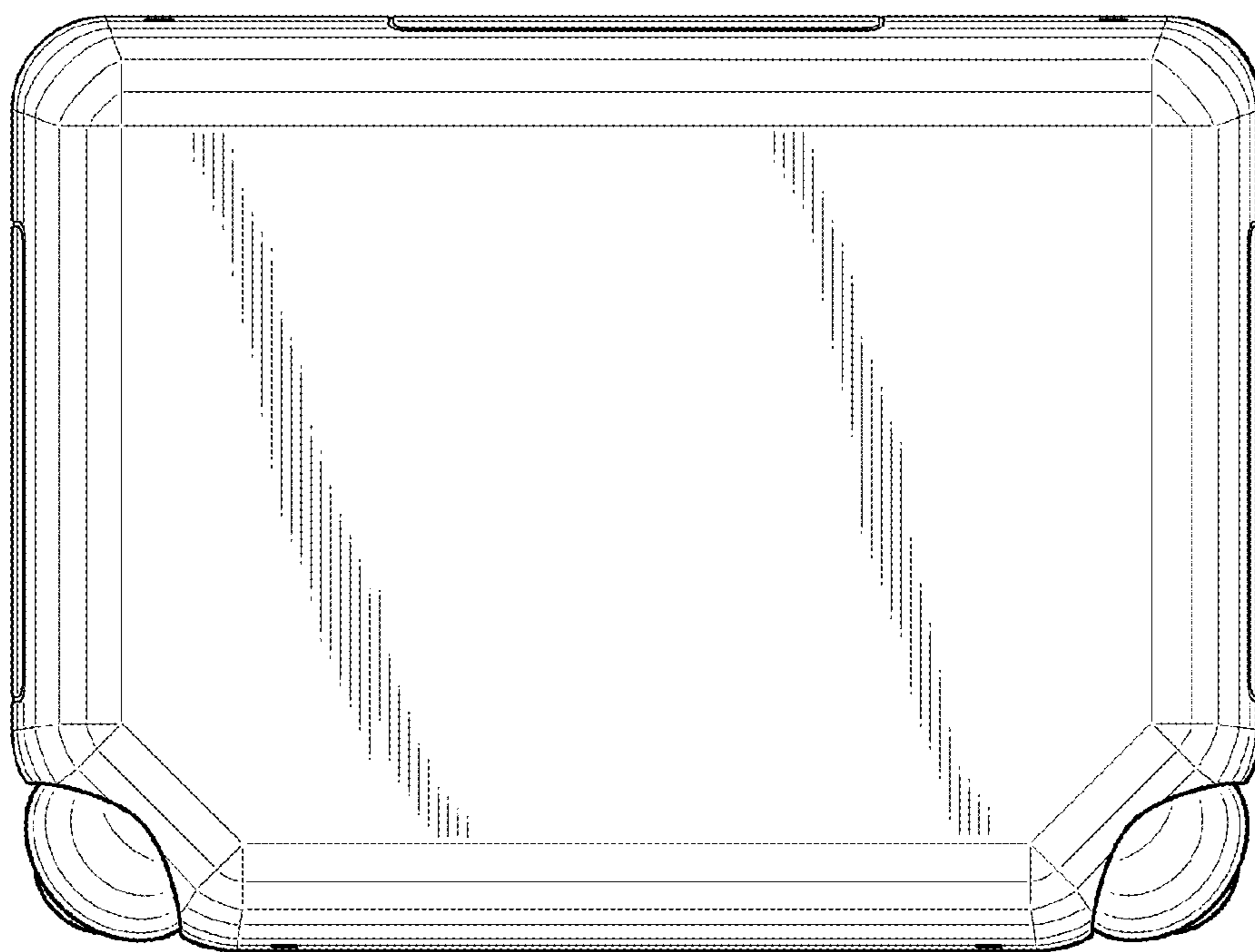
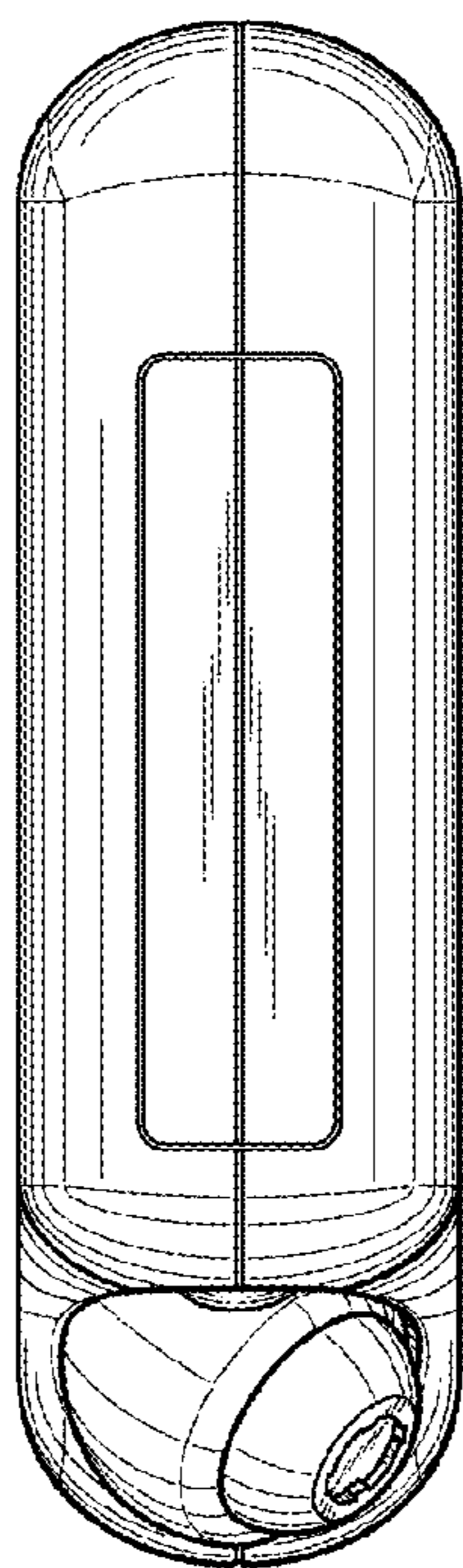


FIG. 4

FIG. 5




FIG. 6

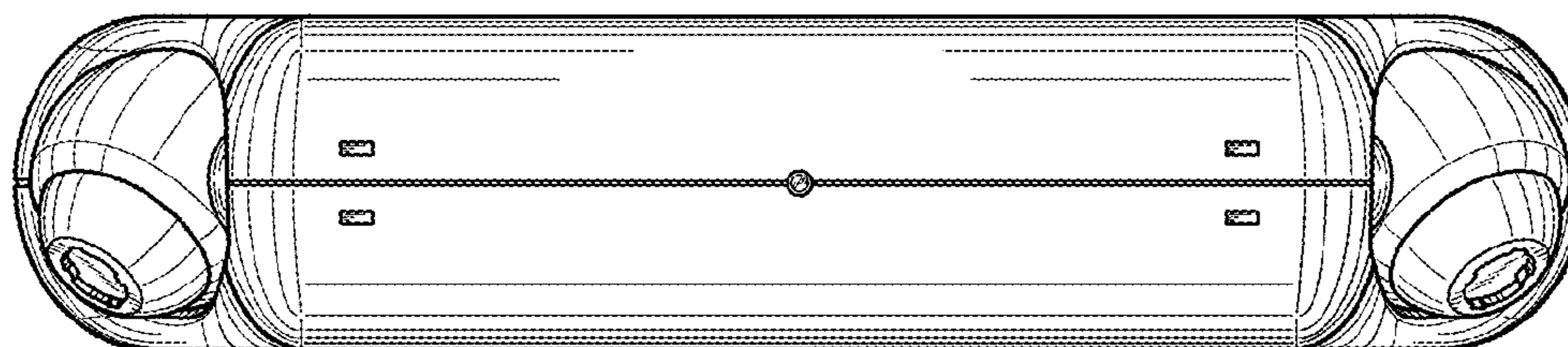


FIG. 7