

US00D679753S

(12) **United States Design Patent**
Sato et al.

(10) **Patent No.:** **US D679,753 S**
(45) **Date of Patent:** **** Apr. 9, 2013**

(54) **NOTE SHEETS AND RELATED PADS OF NOTE SHEETS**

(75) Inventors: **Jay K. Sato**, Mission Viejo, CA (US);
Eric Kim, Mission Viejo, CA (US);
Susan L. Broyles, Sierra Madre, CA (US);
Darren S. Ferris, La Habra Heights, CA (US);
Cheng-Chung Chang, Kaoshiung (TW);
Tsun-Rung Hsu, Kaoshiung (TW)

(73) Assignee: **Avery Dennison Corporation**,
Pasadena, CA (US)

(**) Term: **14 Years**

(21) Appl. No.: **29/361,471**

(22) Filed: **May 11, 2010**

Related U.S. Application Data

(63) Continuation-in-part of application No. 29/355,485,
filed on Feb. 8, 2010.

(51) **LOC (9) Cl.** **19-01**

(52) **U.S. Cl.**
USPC **D19/1**

(58) **Field of Classification Search** D19/1-12,
D19/20-34, 78, 87, 100, 91; 428/77, 43,
428/40.1, 42.2, 40.3, 192, 194; 156/182,
156/60, 249, 277; 206/425, 449; 281/3.1,
281/38, 21.1, 15.1, 16; 283/63.1, 64.1, 117,
283/61-62, 60.2, 40, 101, 81, 37; D6/582-594,
D6/596; 462/901, 72, 61; 412/1-8, 10; 211/11,
211/45, 50; 40/124.01-124.15, 121, 119,
40/641

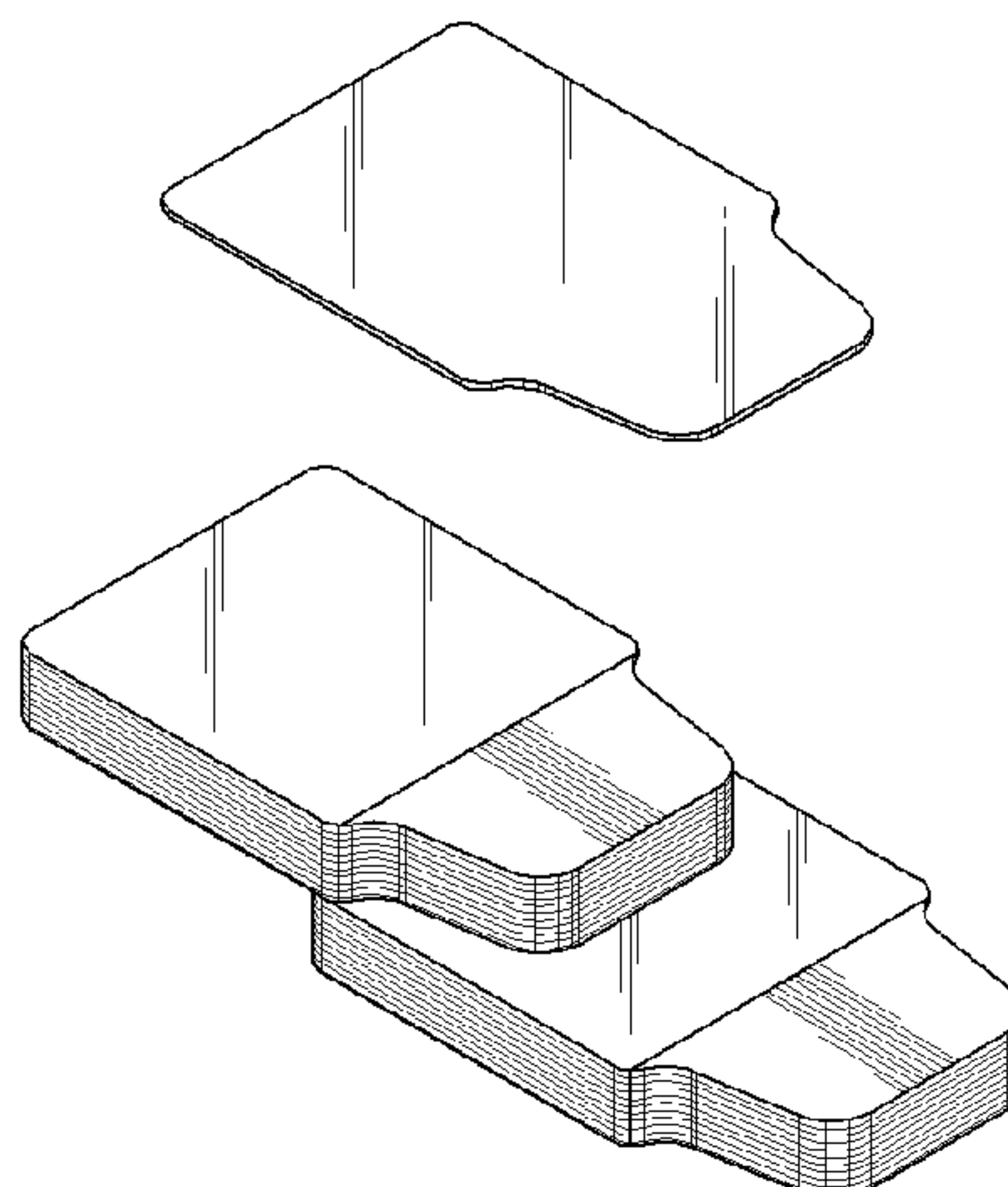
See application file for complete search history.

(56) **References Cited**

U.S. PATENT DOCUMENTS

237,223 A * 2/1881 Wight 281/16
524,856 A 8/1894 Mitchell
586,391 A 7/1897 Pinney et al.
2,248,317 A 7/1941 Van Cleef

3,691,140 A 9/1972 Silver
3,857,731 A 12/1974 Merrill, Jr. et al.
4,019,759 A 4/1977 Stanton
4,166,152 A 8/1979 Baker et al.
4,389,060 A 6/1983 Cline
4,422,672 A 12/1983 Levi
4,424,244 A 1/1984 Puskadi
4,516,871 A 5/1985 Leitman
4,590,109 A * 5/1986 Holmberg 428/41.7
4,650,706 A 3/1987 Emmel
4,786,696 A 11/1988 Bohnel
4,798,401 A * 1/1989 Greig 462/20
4,810,763 A 3/1989 Mallya et al.
4,837,062 A 6/1989 Dunshee et al.
4,884,826 A 12/1989 Slagsvol
4,895,746 A 1/1990 Mertens
4,907,825 A 3/1990 Miles et al.
4,907,904 A 3/1990 Baldwin
4,944,888 A 7/1990 Mallya et al.
4,970,984 A 11/1990 Vazquez
4,985,302 A 1/1991 Sala et al.
4,988,567 A 1/1991 Delgado
4,994,322 A 2/1991 Delgado et al.
5,011,189 A 4/1991 Olson
5,045,569 A 9/1991 Delgado
5,050,909 A 9/1991 Mertens et al.
5,056,824 A 10/1991 Olson
5,056,825 A 10/1991 Templet
5,153,041 A 10/1992 Clements et al.
5,249,827 A 10/1993 Olson
5,283,091 A 2/1994 Darvell et al.
5,299,833 A 4/1994 Madole, Jr.
5,342,688 A 8/1994 Kitchin et al.
5,366,776 A * 11/1994 Mertens 428/41.6
5,388,861 A 2/1995 Reiter
5,390,819 A 2/1995 Kaye
5,432,688 A 7/1995 Tobias et al.
5,462,783 A 10/1995 Esselmann
5,518,273 A 5/1996 Olson
5,639,240 A 6/1997 Werzberger
5,641,182 A 6/1997 Schwandt
5,641,550 A 6/1997 Berman et al.
5,656,705 A 8/1997 Mallya et al.
5,670,226 A 9/1997 Yoshizawa et al.
5,705,244 A 1/1998 Lee
5,707,482 A 1/1998 Fusselman
5,755,355 A 5/1998 Timmerman et al.
5,874,144 A 2/1999 Kumar et al.
5,876,067 A * 3/1999 Kaplan 281/15.1
5,911,442 A 6/1999 Olson
5,948,494 A 9/1999 Levin
5,967,561 A 10/1999 Glenn
5,989,667 A 11/1999 Tayebi



US D679,753 S

6,001,209	A	12/1999	Popat et al.	
6,013,154	A *	1/2000	Thomas-Cote	156/277
6,149,202	A	11/2000	Anzai	
6,150,035	A	11/2000	DeFife et al.	
6,217,443	B1 *	4/2001	Green, Jr.	462/19
6,220,504	B1	4/2001	Flynn et al.	
6,220,505	B1	4/2001	Flynn et al.	
6,254,955	B1	7/2001	Kuo et al.	
6,265,043	B1	7/2001	Vinyard et al.	
6,279,817	B1	8/2001	Flynn et al.	
6,286,871	B1	9/2001	Spector et al.	
6,352,198	B1	3/2002	Flynn et al.	
6,357,651	B1	3/2002	Flynn et al.	
6,364,198	B1	4/2002	Flynn et al.	
6,364,366	B1	4/2002	Schwartz	
6,367,689	B1	4/2002	Flynn et al.	
6,375,065	B1	4/2002	Flynn et al.	
6,415,976	B1	7/2002	Flynn et al.	
6,425,519	B1	7/2002	Flynn et al.	
6,427,905	B1	8/2002	Flynn et al.	
6,435,967	B1	8/2002	Michlin	
6,471,817	B1	10/2002	Emmert	
D467,273	S	12/2002	Brooks et al.	
6,488,999	B1	12/2002	Flynn et al.	
6,499,652	B1	12/2002	Flynn et al.	
6,503,591	B2	1/2003	Kuo et al.	
6,523,737	B1	2/2003	Flynn et al.	
6,543,379	B2	4/2003	Schwartz	
6,576,315	B2	6/2003	Treleaven et al.	
6,582,546	B1	6/2003	Micek	
D477,360	S	7/2003	Larkins et al.	
6,617,000	B1	9/2003	Denny et al.	
6,627,285	B2	9/2003	Kuo et al.	
6,896,294	B2	5/2005	Bidanset et al.	
7,040,051	B2	5/2006	Windorski	
D524,856	S	7/2006	Pascale et al.	
7,094,454	B2 *	8/2006	Kuo et al.	428/40.1
7,128,957	B2 *	10/2006	Bratter	428/40.1
7,140,135	B2	11/2006	Irvine et al.	
7,225,570	B2	6/2007	Windorski	
7,309,731	B2	12/2007	Shih et al.	
7,467,487	B2	12/2008	Sato et al.	
D586,391	S	2/2009	Pascale	
D591,341	S *	4/2009	Fagan	D19/3
7,678,443	B2	3/2010	Schulz et al.	
D631,507	S *	1/2011	Harrell	D19/26
2001/0031331	A1 *	10/2001	Kuo et al.	428/40.1
2002/0071926	A1	6/2002	Yuh	
2002/0192415	A1	12/2002	Vogler et al.	
2003/0020274	A1	1/2003	Milliorn	
2003/0039786	A1	2/2003	Milliorn et al.	
2003/0071703	A1	4/2003	Machesky	
2003/0077413	A1	4/2003	Shah	
2003/0232190	A1	12/2003	O'Leary et al.	
2004/0228996	A1	11/2004	Franzo	
2004/0247812	A1	12/2004	Milliorn et al.	
2005/0058812	A1	3/2005	Seidl et al.	
2005/0194090	A1	9/2005	Milliorn	
2005/0233101	A1 *	10/2005	Wittmeyer	428/40.1
2005/0274272	A1	12/2005	Machesky	
2006/0057324	A1	3/2006	Phillips et al.	
2006/0062956	A1	3/2006	Chandaria et al.	
2006/0068145	A1	3/2006	Chandaria	
2006/0097510	A1	5/2006	Sharpe	
2006/0124237	A1	6/2006	Nordin et al.	
2006/0204700	A1	9/2006	Kiraly	
2007/0071971	A1	3/2007	Drogan	
2007/0148392	A1	6/2007	Keravec et al.	
2007/0212507	A1	9/2007	Arst et al.	
2009/0091117	A1	4/2009	Shoffstall-Ridley	
2009/0110863	A1	4/2009	Dangami	
2009/0142531	A1 *	6/2009	Killey	428/40.1
2009/0208686	A1 *	8/2009	Ho	428/40.1
2011/0156381	A1	6/2011	Kuo et al.	

FOREIGN PATENT DOCUMENTS

DE	3836795	5/1990
EP	885752	12/1998
EP	928701	7/1999
WO	95/32097	11/1995
WO	2000/052080	9/2000
WO	2009/046203	4/2009

OTHER PUBLICATIONS

Response dated Nov. 3, 2010 from corresponding Canadian Application No. 134378.

Office action dated Jul. 26, 2010 from corresponding Canadian Divisional Application No. 135839.

Response dated Nov. 4, 2010 from corresponding Canadian Divisional Application No. 135839.

http://www.theofficedealer.com/mm5/merchant.mvc?Screen=PROD&Product_Code=MMM686FSMB&Category_Code=&fe1=bg1 (which shows Post-it Brand Durable Filing Tabs having model No. 686F-SMB).

http://www.3m.com/US/office/postit/products/prod_ft_dur.html (which shows Post-it Brand Durable Tabs).

http://www.3m.com/us/office/postit/products/prod_ft_port.html (which shows Post-it Brand Portable Flags and Notes).

http://www.3m.com/us/office/postit/products/prod_ft_ss.html (which shows Post-it Brand Flags).

<http://milo.com/post-it-info-tabs-3-38-x-2-34-greenblue-25-flags-per-pad-pack-of-2-pads> (which shows Post-it Brand Note Tabs).

Office action dated Jun. 14, 2010 from corresponding Canadian Design Application No. 134378.

Notice of Allowance dated Mar. 19, 2012 from related U.S. Appl. No. 29/355,485.

Office action dated Nov. 17, 2010 from related Canadian Application No. 134378.

Restriction Requirement dated Jun. 18, 2012 from related U.S. Appl. No. 12/829,386.

Response to Restriction Requirement dated Jul. 10, 2012 from related U.S. Appl. 12/829,386.

Notice of Allowance dated Apr. 20, 2012 from related U.S. Appl. No. 29/412,791.

Notice of Allowance dated May 1, 2012 from related U.S. Appl. No. 29/412,793.

Notice of Allowance dated May 2, 2012 from related U.S. Appl. No. 29/412,795.

Notice of Allowance dated Jun. 6, 2012 from related U.S. Appl. No. 29/418,047.

Response dated Jan. 11, 2011 from related Canadian Application No. 134378.

Office action dated Nov. 17, 2010 from related Canadian Application No. 135839.

Response dated Dec. 30, 2010 from related Canadian Application No. 135839.

Office action dated Feb. 8, 2011 from related Canadian Application No. 135839.

Response dated May 30, 2011 from related Canadian Application No. 135839.

Office action dated Nov. 17, 2010 from related Canadian Application No. 137790.

Response dated Jan. 11, 2011 from related Canadian Application No. 137790.

Office action dated Nov. 17, 2010 from related Canadian Application No. 137791.

Response dated Jan. 11, 2011 from related Canadian Application No. 137791.

Office action dated Nov. 17, 2010 from related Canadian Application No. 137792.

Response dated Jan. 11, 2011 from related Canadian Application No. 137792.

Office action dated Nov. 17, 2010 from related Canadian Application No. 137793.

Response dated Jan. 11, 2011 from related Canadian Application No. 137793.

Office action dated Feb. 4, 2011 from related Canadian Application No. 137793.
 Response dated May 31, 2011 from related Canadian Application No. 137793.
 Office action dated Nov. 10, 2010 from related Mexican Application No. MX/f/2010/000923.
 Response dated Feb. 15, 2011 from related Mexican Application No. MX/f/2010/000923.
 Notice of Allowance dated Mar. 10, 2011 from related Mexican Application No. MX/f/2010/000923.
 Office action dated Mar. 9, 2011 from related Mexican Application No. MX/f/2010/001577.
 Response dated Jun. 13, 2011 from related Mexican Application No. MX/f/2010/001577.
 Notice of Allowance dated Jul. 13, 2011 from related Mexican Application No. MX/f/2010/001577.
 Notice of Allowance dated Sep. 15, 2011 from related Mexican Application No. MX/f/2011/000514.
 Notice of Allowance dated Jun. 7, 2011 from related Mexican Application No. MX/f/2011/000515.
 Notice of Allowance dated Apr. 15, 2011 from related Mexican Application No. MX/f/2011/000516.
 Restriction Requirement dated Nov. 10, 2011 from related U.S. Appl. No. 29/355,485.
 ('485)—Response to Restriction dated Feb. 7, 2012 from related U.S. Appl. No. 29/355,485.
 ('050)—Notice of Allowance dated Jun. 26, 2012 from related U.S. Appl. No. 29/418,050.
 Notice of Allowance dated Jul. 18, 2012 from related U.S. Appl. No. 29/355,485.
 English translation of Notice of Allowance dated Jan. 10, 2012 from related Mexican Application No. MX/f/2011/001839.
 English translation of Notice of Allowance dated Jan. 10, 2012 from related Mexican Application No. MX/f/2011/001843.
 English translation of Notice of Allowance dated Mar. 10, 2011 from related Mexican Application No. MX/f/2010/000923.
 English translation of Office Action dated Nov. 10, 2010 from related Mexican Application No. MX/f/2010/000923.
 English translation of response dated Feb. 15, 2011 from related Mexican Application No. MX/f/2010/000923.
 English translation of Office Action dated Mar. 9, 2011 from related Mexican Application No. MX/f/2010/001577.
 English translation of response and amendment dated Jun. 3, 2011 from related Mexican Application No. MX/f/2010/001577.
 English translation of Notice of Allowance dated Jul. 13, 2011 from related Mexican Application No. MX/f/2010/001577.
 English translation of Notice of Allowance dated Sep. 15, 2011 from related Mexican Application No. MX/f/2011/000514.
 English translation of Notice of Allowance dated Jun. 7, 2011 from related Mexican Application No. MX/f/2011/000515.
 English translation of Notice of Allowance dated Apr. 25, 2011 from related Mexican Application No. MX/f/2011/000516.
 English translation of Notice of Allowance dated Apr. 25, 2011 from related Mexican Application No. MX/f/2011/000517.
 English translation of Notice of Allowance dated Apr. 29, 2011 from related Mexican Application No. MX/f/2011/000518.
 English translation of Notice of Allowance dated Apr. 25, 2011 from related Mexican Application No. MX/f/2011/000519.
 English translation of Notice of Allowance dated Apr. 25, 2011 from related Mexican Application No. MX/f/2011/000520.
 English translation of Notice of Allowance dated Jan. 10, 2012 from related Mexican Application No. MX/f/2011/001841.
 English translation of Notice of Allowance dated Jan. 10, 2012 from related Mexican Application No. MX/f/2011/001842.
 English translation of Notice of Allowance dated Mar. 14, 2012 from related Mexican Application No. MX/f/2011/001840.
 Office Action dated Aug. 1, 2012 from related U.S. Appl. No. 12/829,386.
 Written opinion dated Aug. 9, 2012 from related International Application No. PCT/US2012/031033.
 Response dated Oct. 31, 2012 from related U.S. Appl. No. 12/829,386.

U.S. Office Action for U.S. Appl. No. 12/829,386; dated Nov. 27, 2012; 15 pages.

* cited by examiner

Primary Examiner — Caron D Veynar
Assistant Examiner — Abraham Bahta
 (74) *Attorney, Agent, or Firm* — Christie, Parker & Hale, LLP

(57) **CLAIM**

We claim the ornamental designs for note sheets and related pads of note sheets, as shown and described.

DESCRIPTION

FIG. 1 is a top perspective view of a note sheet embodying our new design with the note sheet configured to receive indicia and having a rectangular body portion and a rectangular tab portion with rounded shoulders.

FIG. 2 is a bottom perspective view of the note sheet of FIG. 1, the bottom surface having a region of adhesive on the rectangular body portion.

FIG. 3 is a top plan view of the note sheet of FIG. 1.

FIG. 4 is a bottom plan view of the note sheet of FIG. 1.

FIG. 5 is a front-edge elevational view of the note sheet of FIG. 1.

FIG. 6 is a back-edge elevational view of the note sheet of FIG. 1.

FIG. 7 is a left-side elevational view of the note sheet of FIG. 1.

FIG. 8 is a right-side elevational view of the note sheet of FIG. 1.

FIG. 9 is a top perspective view of another note sheet embodying our new design with the note sheet configured to receive indicia and having a rectangular body portion and a rectangular tab portion with rounded shoulders and an overlay.

FIG. 10 is a bottom perspective view of the note sheet of FIG. 9, the bottom surface having a region of adhesive on the rectangular body portion.

FIG. 11 is a top plan view of the note sheet of FIG. 9.

FIG. 12 is a bottom plan view of the note sheet of FIG. 9.

FIG. 13 is a front-edge elevational view of the note sheet of FIG. 9.

FIG. 14 is a back-edge elevational view of the note sheet of FIG. 9.

FIG. 15 is a left-side elevational view of the note sheet of FIG. 9.

FIG. 16 is a right-side elevational view of the note sheet of FIG. 9.

FIG. 17 is a top perspective view of a pad of note sheets including the note sheet of FIG. 9 and a bottom pad carrier sheet.

FIG. 18 is a bottom perspective view of the pad of note sheets of FIG. 17.

FIG. 19 is a top plan view of the pad of note sheets of FIG. 17.

FIG. 20 is a bottom plan view of the pad of note sheets of FIG. 17.

FIG. 21 is a front-edge elevational view of the pad of note sheets of FIG. 17.

FIG. 22 is a back-edge elevational view of the pad of note sheets of FIG. 17.

FIG. 23 is a left-side elevational view of the pad of note sheets of FIG. 17.

FIG. 24 is a right-side elevational view of the pad of note sheets of FIG. 17.

FIG. 25 is a top perspective view of two stacked pads of note sheets wherein each of the two stacked pads of note sheets is the pad of note sheets of FIG. 17 and the pads of note sheets are coupled together with a piece of tape that contacts the bottom surface of each pad of note sheets.

FIG. 26 is a bottom perspective view of the two stacked pads of note sheets of FIG. 25.

FIG. 27 is a top plan view of the two stacked pads of note sheets of FIG. 25.

FIG. 28 is a bottom plan view of the two stacked pads of note sheets of FIG. 25.

FIG. 29 is a front-edge elevational view of the two stacked pads of note sheets of FIG. 25.

FIG. 30 is a back-edge elevational view of the two stacked pads of note sheets of FIG. 25.

FIG. 31 is a left-side elevational view of the two stacked pads of note sheets of FIG. 25.

FIG. 32 is a right-side elevational view of the two stacked pads of note sheets of FIG. 25.

FIG. 33 is a top perspective view of three stacked pads of note sheets wherein each of the three stacked pads of note sheets is the pad of note sheets of FIG. 17 and the pads of note sheets are coupled together with a piece of tape that contacts the bottom surface of each pad of note sheets.

FIG. 34 is a bottom perspective view of the three stacked pads of note sheets of FIG. 33.

FIG. 35 is a top plan view of the three stacked pads of note sheets of FIG. 33.

FIG. 36 is a bottom plan view of the three stacked pads of note sheets of FIG. 33.

FIG. 37 is a front-edge elevational view of the three stacked pads of note sheets of FIG. 33.

FIG. 38 is a back-edge elevational view of the three stacked pads of note sheets of FIG. 33.

FIG. 39 is a left-side elevational view of the three stacked pads of note sheets of FIG. 33.

FIG. 40 is a right-side elevational view of the three stacked pads of note sheets of FIG. 33.

FIG. 41 is a top perspective view of four stacked pads of note sheets wherein each of the four stacked pads of note sheets is the pad of note sheets of FIG. 17 and the pads of note sheets are coupled to a backing card that contacts the bottom surface of each pad of note sheets.

FIG. 42 is a bottom perspective view of the four stacked pads of note sheets of FIG. 41.

FIG. 43 is a top plan view of the four stacked pads of note sheets of FIG. 41.

FIG. 44 is a bottom plan view of the four stacked pads of note sheets of FIG. 41.

FIG. 45 is a left-side elevational view of the four stacked pads of note sheets of FIG. 41.

FIG. 46 is a right-side elevational view of the four stacked pads of note sheets of FIG. 41.

FIG. 47 is a front-edge elevational view of the four stacked pads of note sheets of FIG. 41.

FIG. 48 is a back-edge elevational view of the four stacked pads of note sheets of FIG. 41.

FIG. 49 is a top perspective view of eight stacked pads of note sheets wherein each of the eight stacked pads of note sheets is the pad of note sheets of FIG. 17 and the pads of note sheets are coupled to a perforated backing card that contacts the bottom surface of each pad of note sheets.

FIG. 50 is a bottom perspective view of the eight stacked pads of note sheets of FIG. 49.

FIG. 51 is a top plan view of the eight stacked pads of note sheets of FIG. 49.

FIG. 52 is a bottom plan view of the eight stacked pads of note sheets of FIG. 49.

FIG. 53 is a left-side elevational view of the eight stacked pads of note sheets of FIG. 49.

FIG. 54 is a right-side elevational view of the eight stacked pads of note sheets of FIG. 49.

FIG. 55 is a front-edge elevational view of the eight stacked pads of note sheets of FIG. 49.

FIG. 56 is a back-edge elevational view of the eight stacked pads of note sheets of FIG. 49.

FIG. 57 is a top perspective view of eight stacked pads of note sheets wherein each of the eight stacked pads of note sheets is the pad of note sheets of FIG. 17 and the pads of note sheets are coupled to a slit backing card, the two pieces of which are held together with a piece of tape, and the backing card contacts the bottom surface of each pad of note sheets.

FIG. 58 is a bottom perspective view of the eight stacked pads of note sheets of FIG. 57.

FIG. 59 is a top plan view of the eight stacked pads of note sheets of FIG. 57.

FIG. 60 is a bottom plan view of the eight stacked pads of note sheets of FIG. 57.

FIG. 61 is a left-side elevational view of the eight stacked pads of note sheets of FIG. 57.

FIG. 62 is a right-side elevational view of the eight stacked pads of note sheets of FIG. 57.

FIG. 63 is a front-edge elevational view of the eight stacked pads of note sheets of FIG. 57; and,

FIG. 64 is a back-edge elevational view of the eight stacked pads of note sheets of FIG. 57.

1 Claim, 14 Drawing Sheets

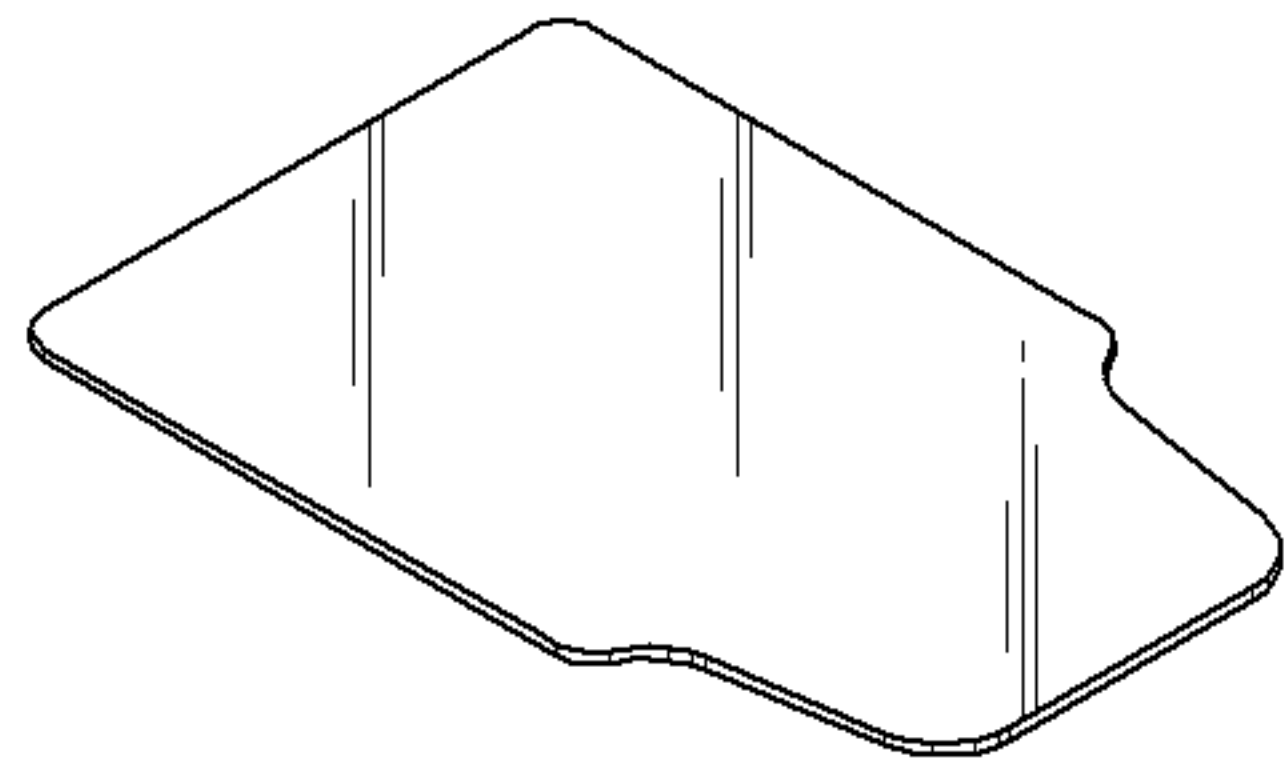


FIG. 1

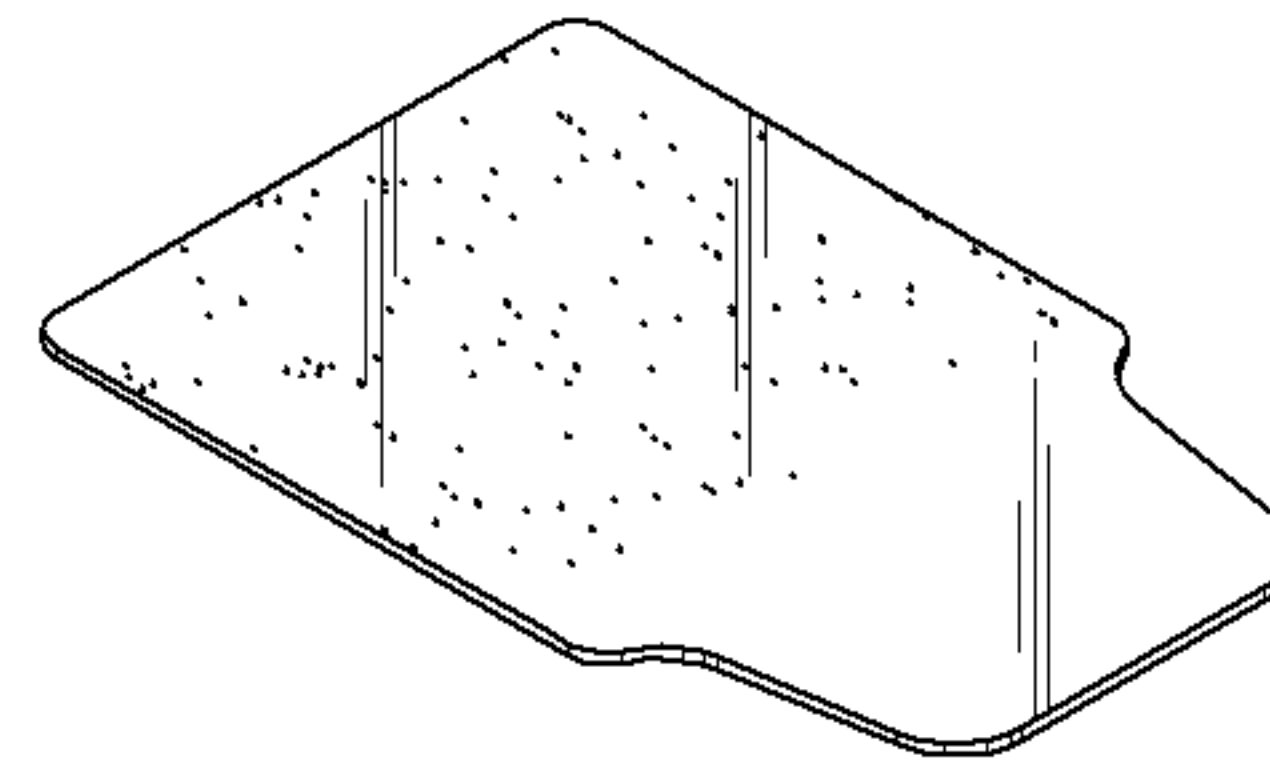


FIG. 2

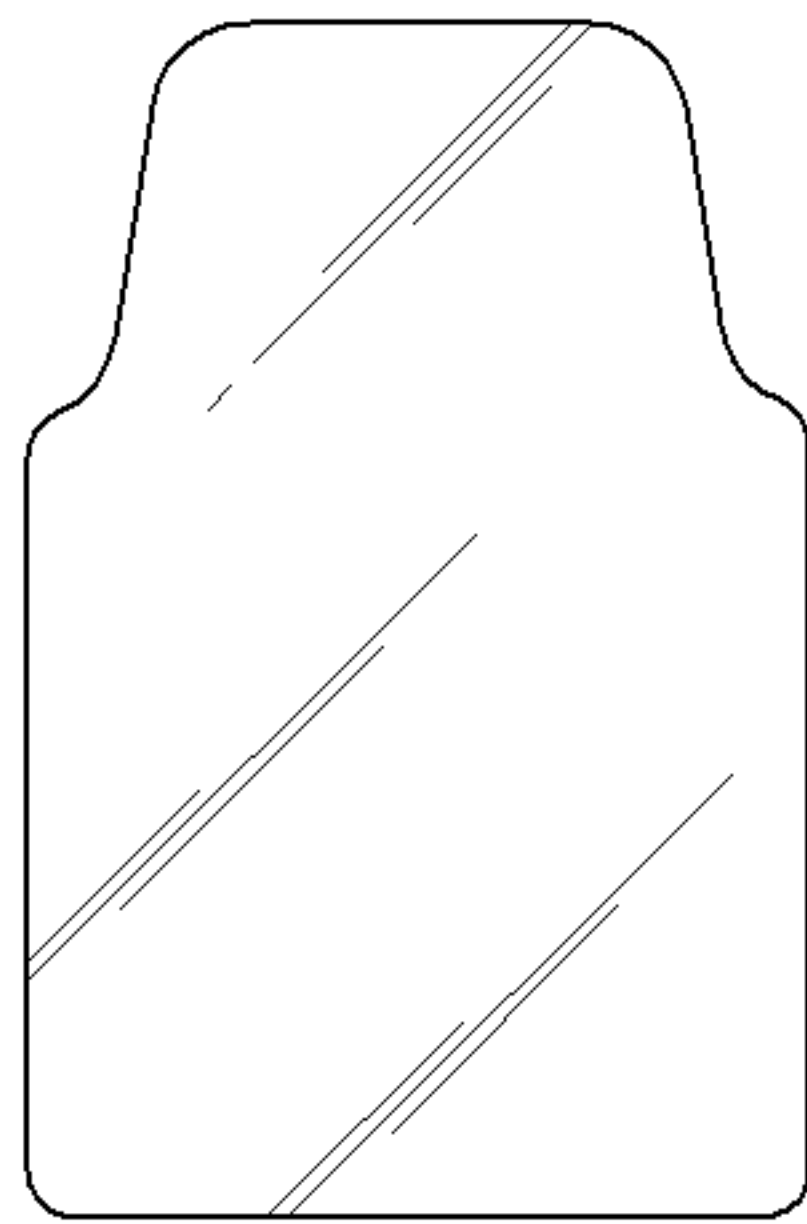


FIG. 3

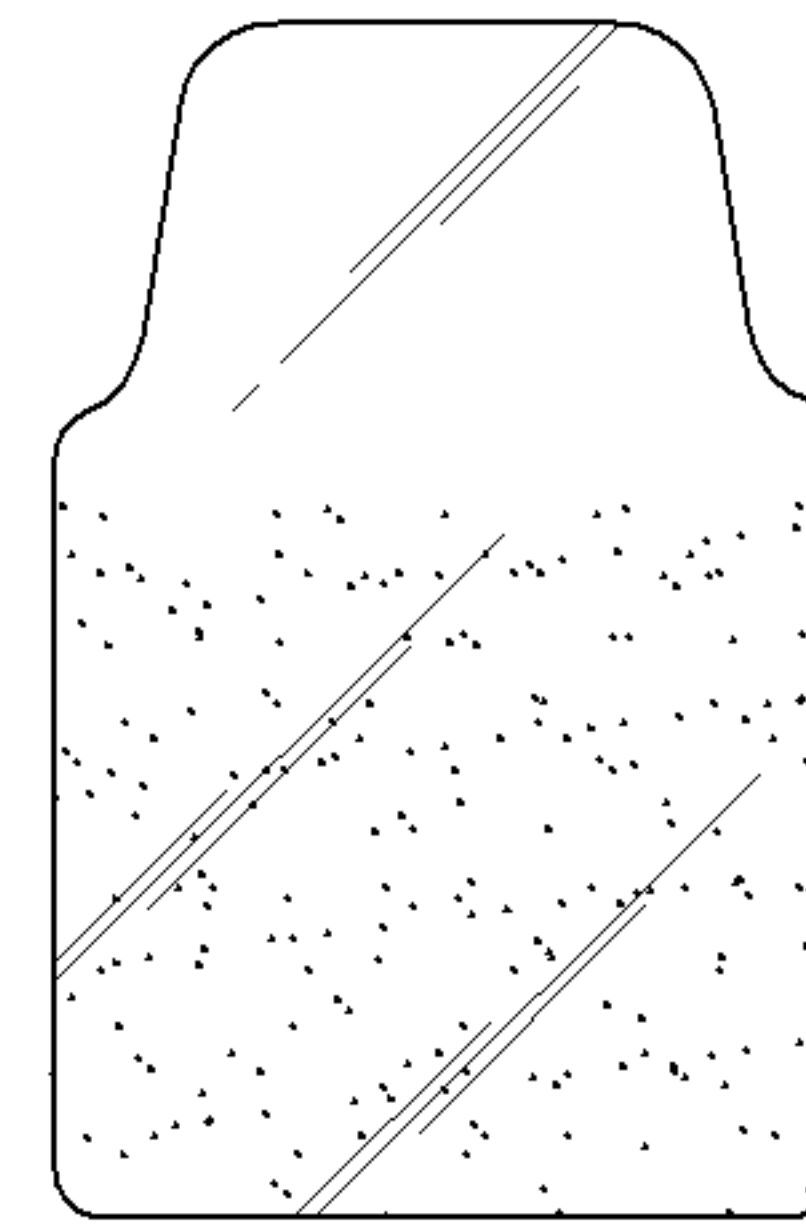


FIG. 4



FIG. 5



FIG. 6

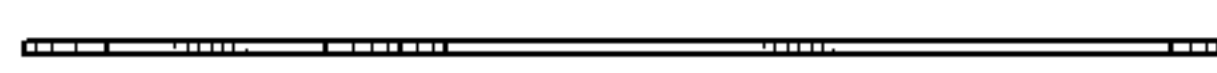


FIG. 7

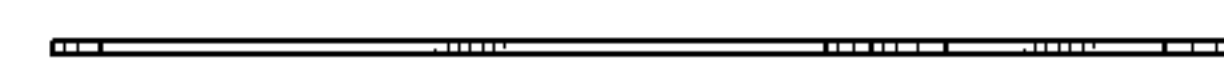


FIG. 8

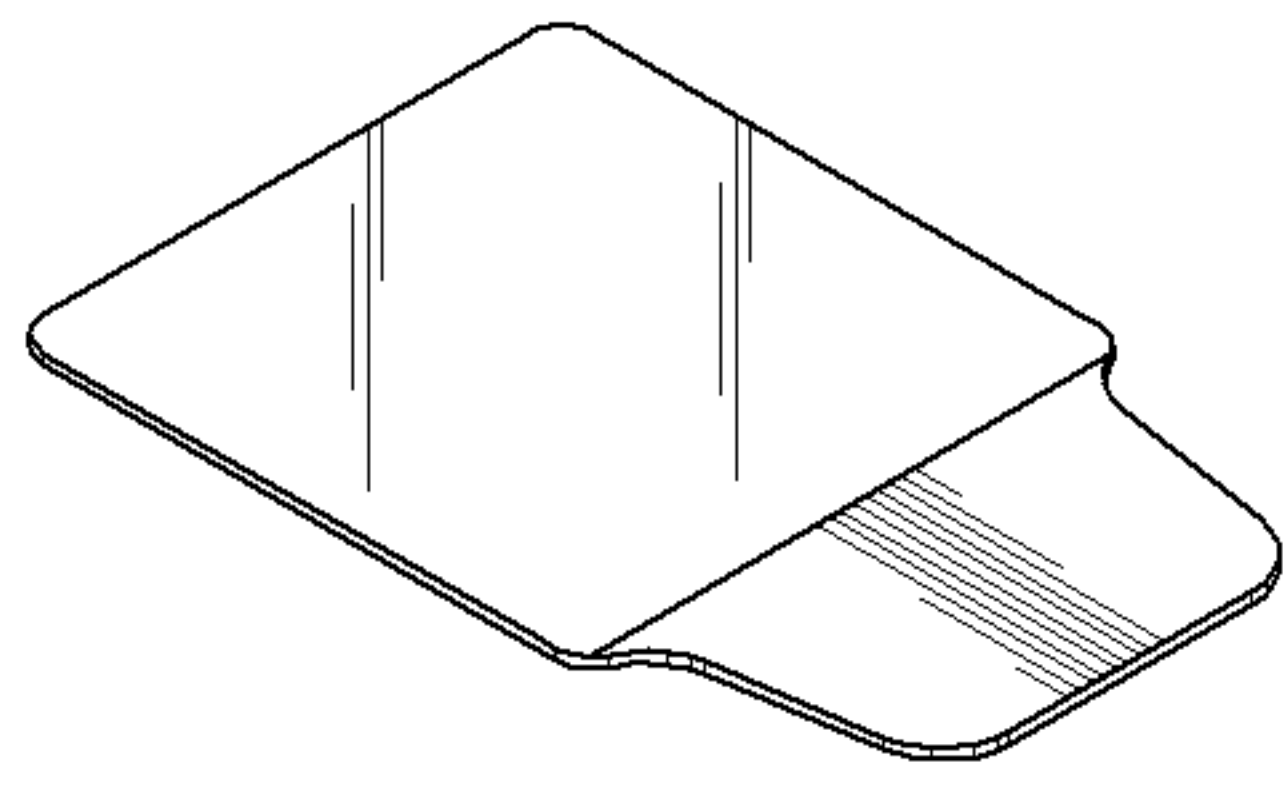


FIG. 9

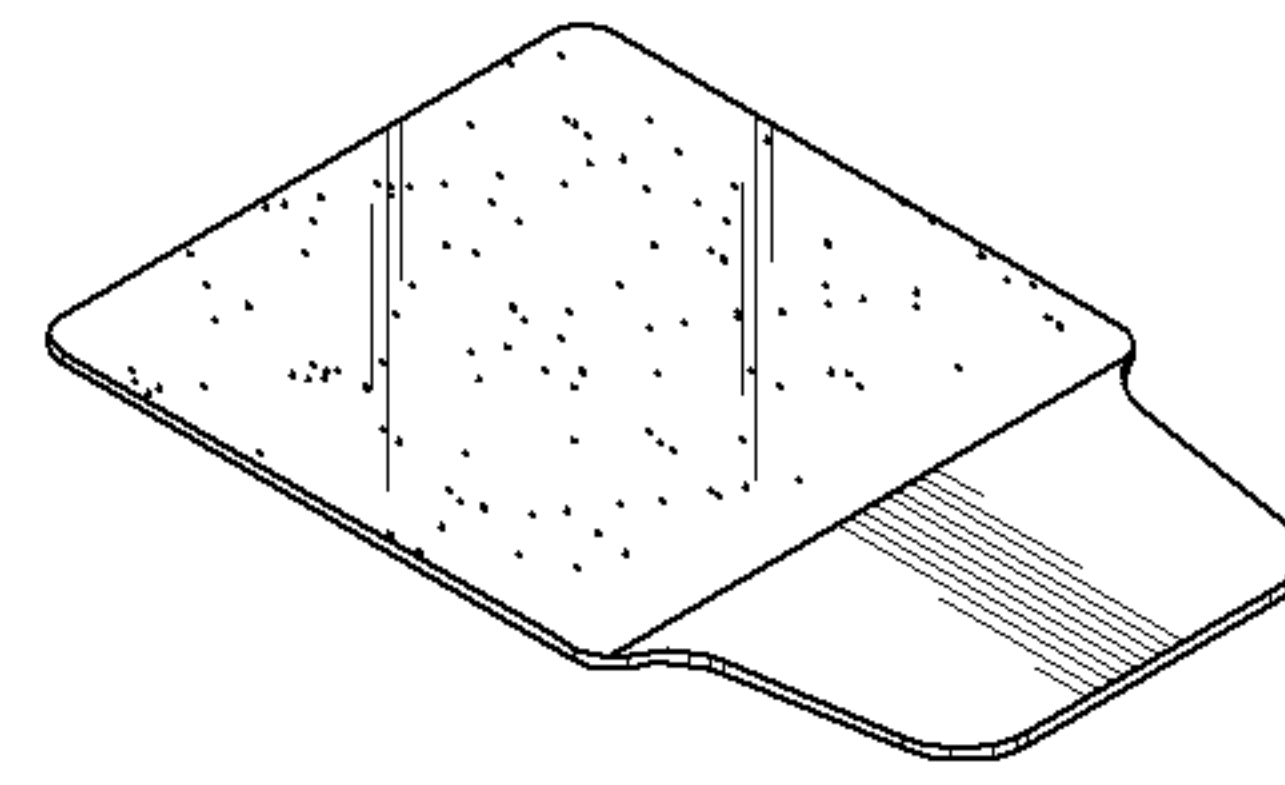


FIG. 10

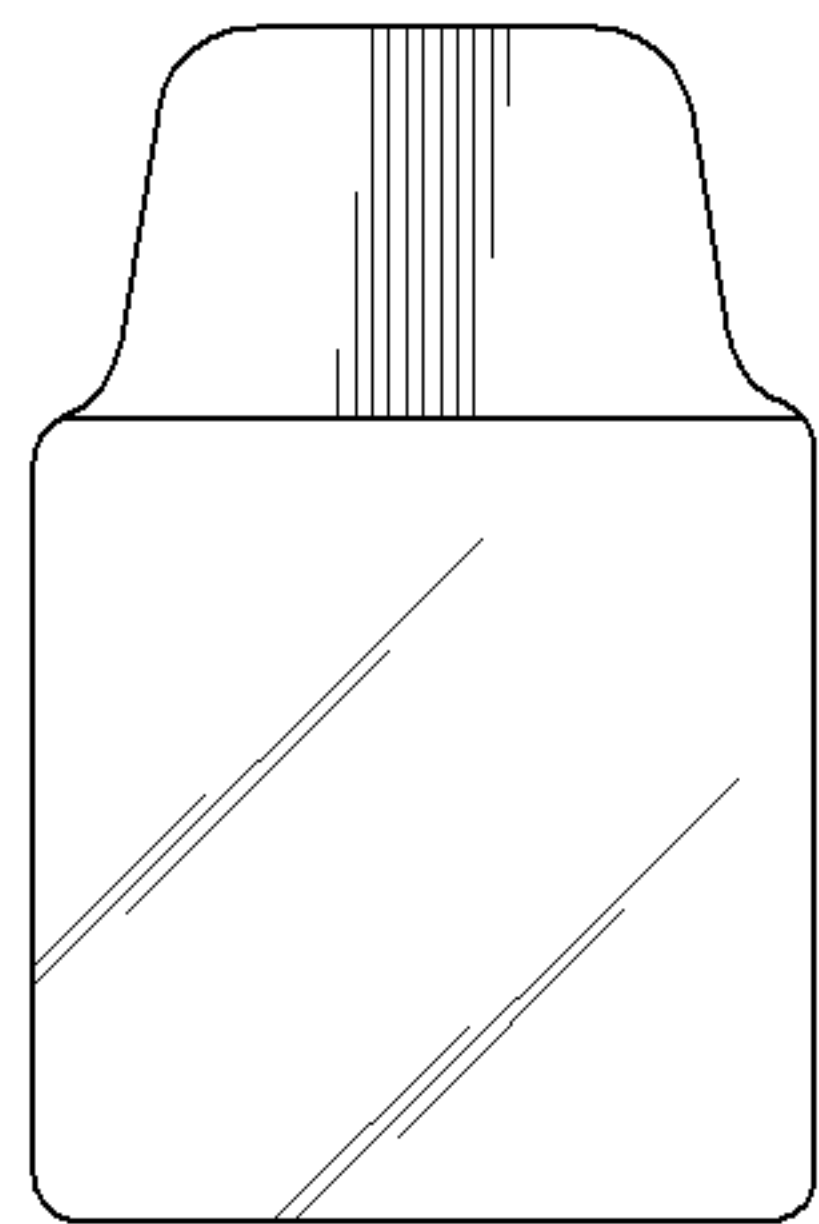


FIG. 11

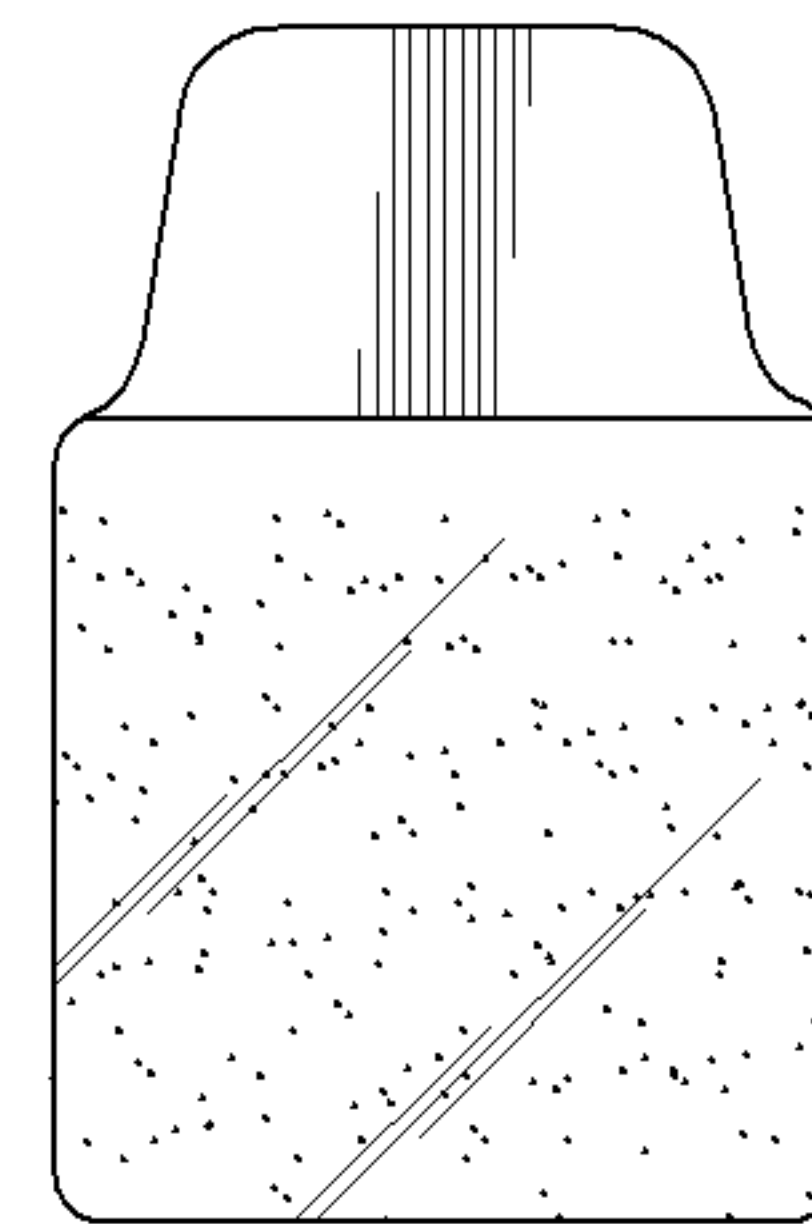


FIG. 12




FIG. 13




FIG. 14




FIG. 15



FIG. 16

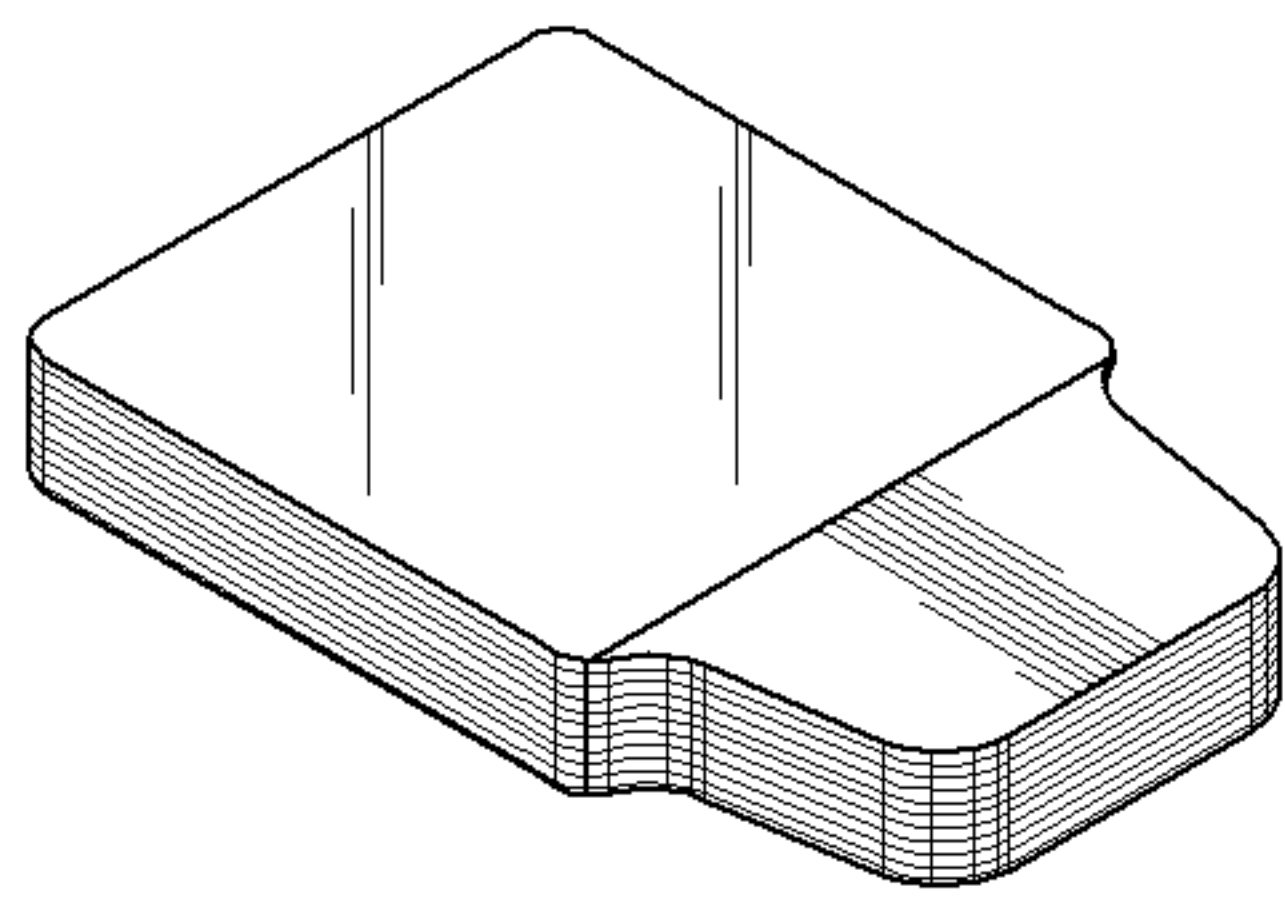


FIG. 17

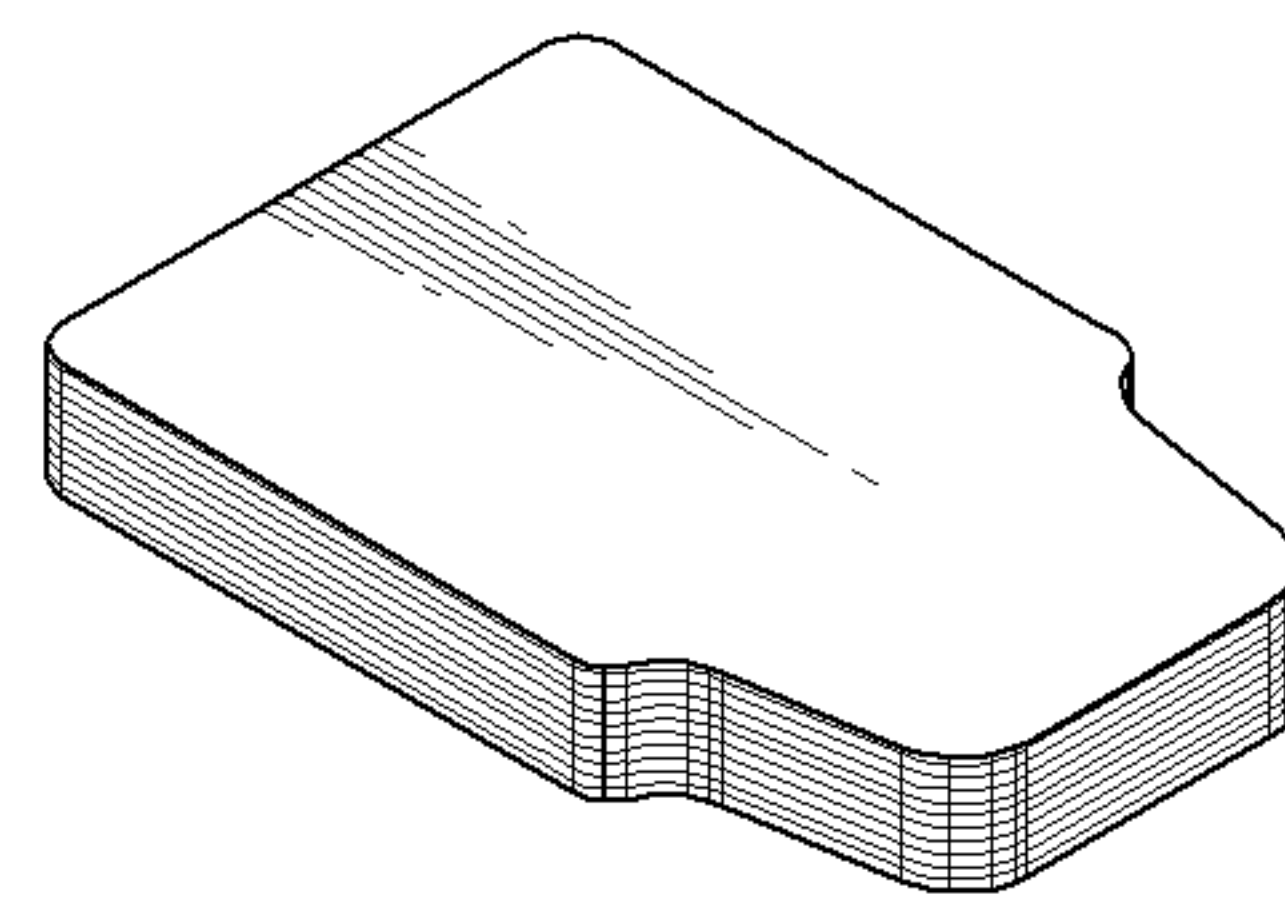


FIG. 18

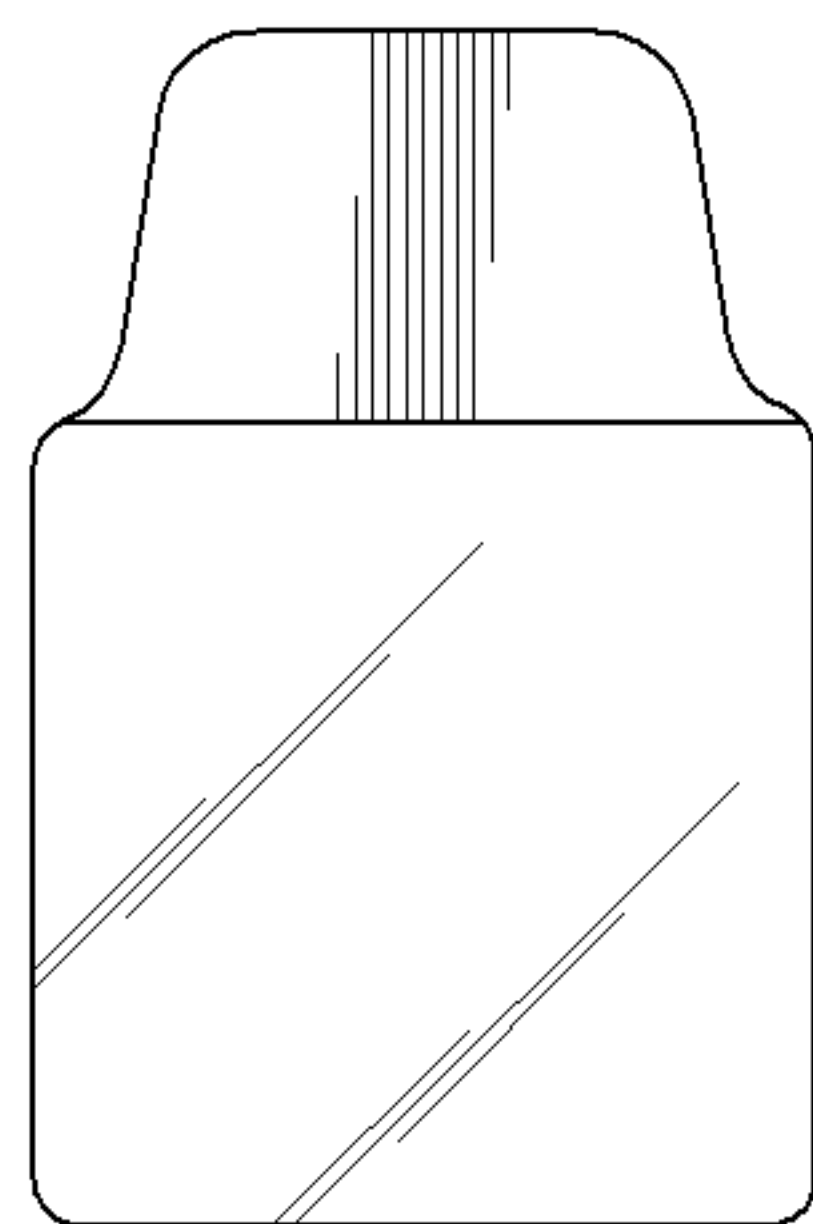


FIG. 19

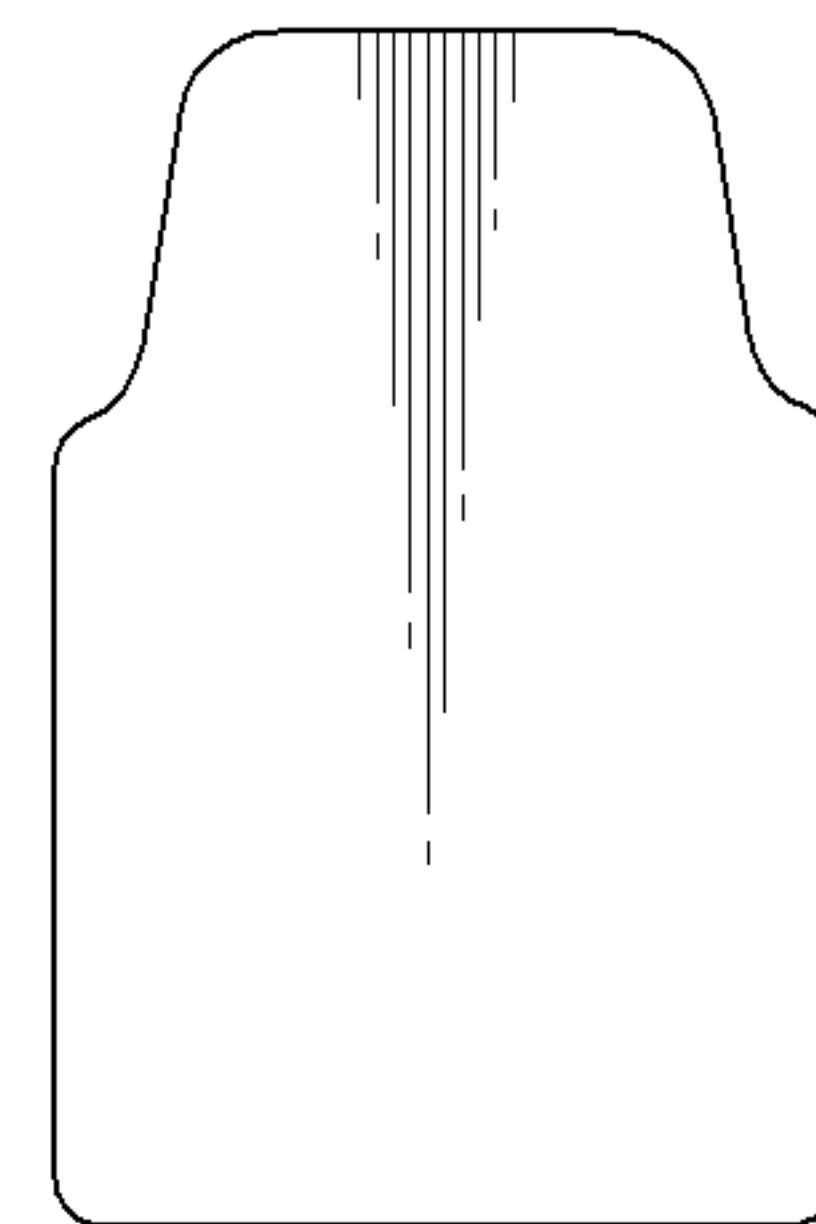


FIG. 20

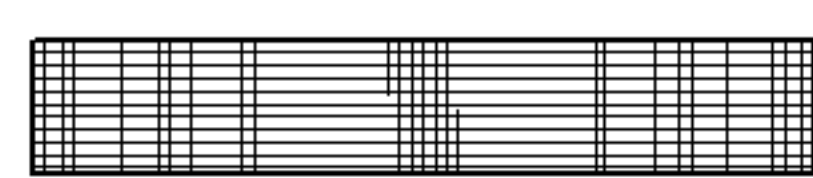


FIG. 21

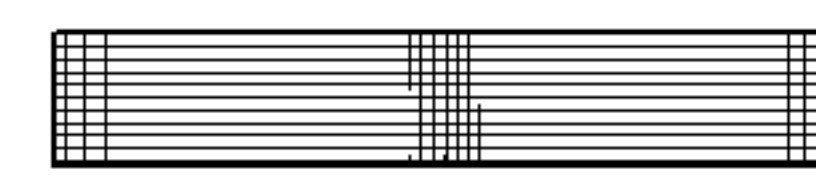


FIG. 22




FIG. 23




FIG. 24

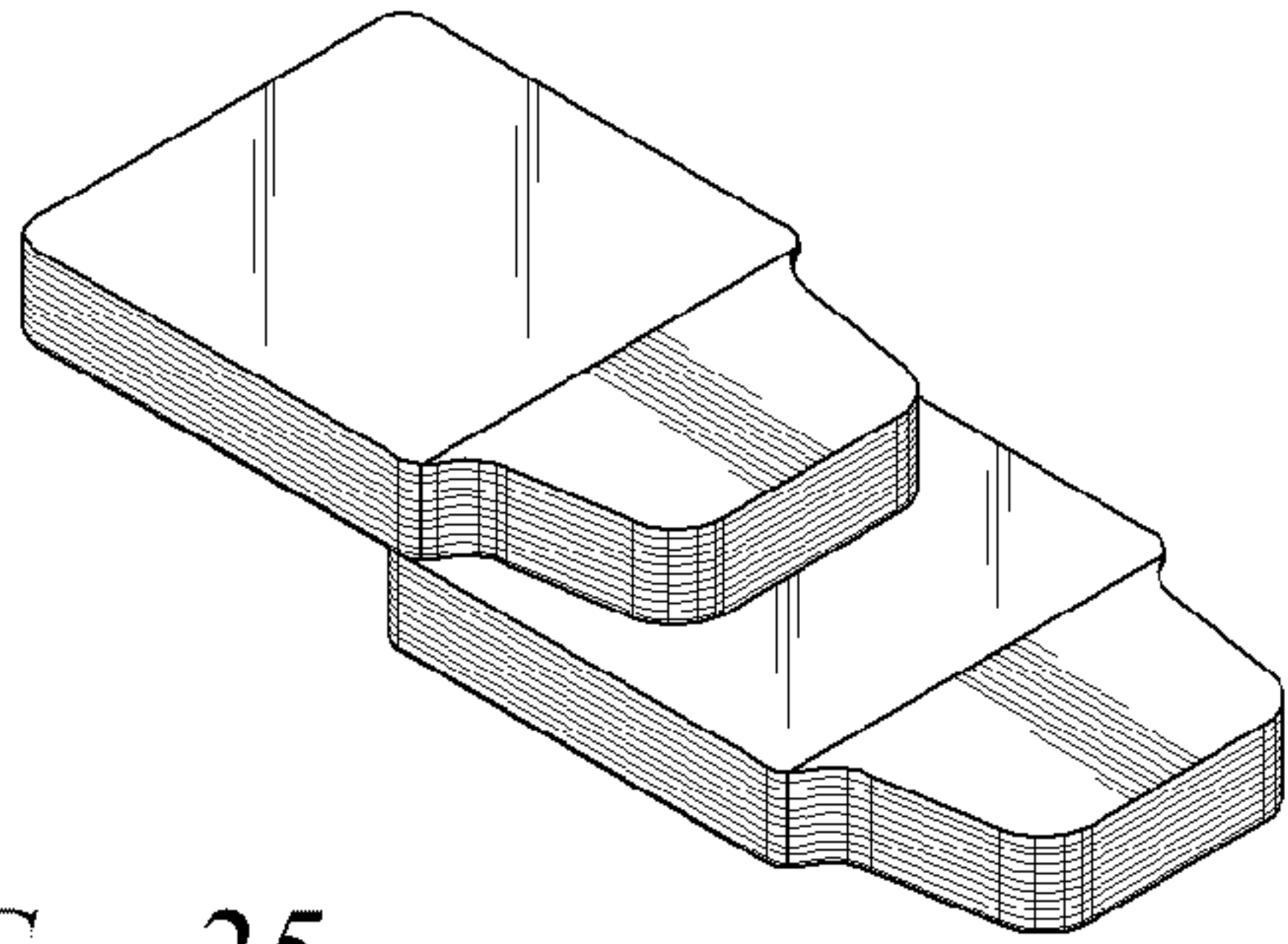


FIG. 25

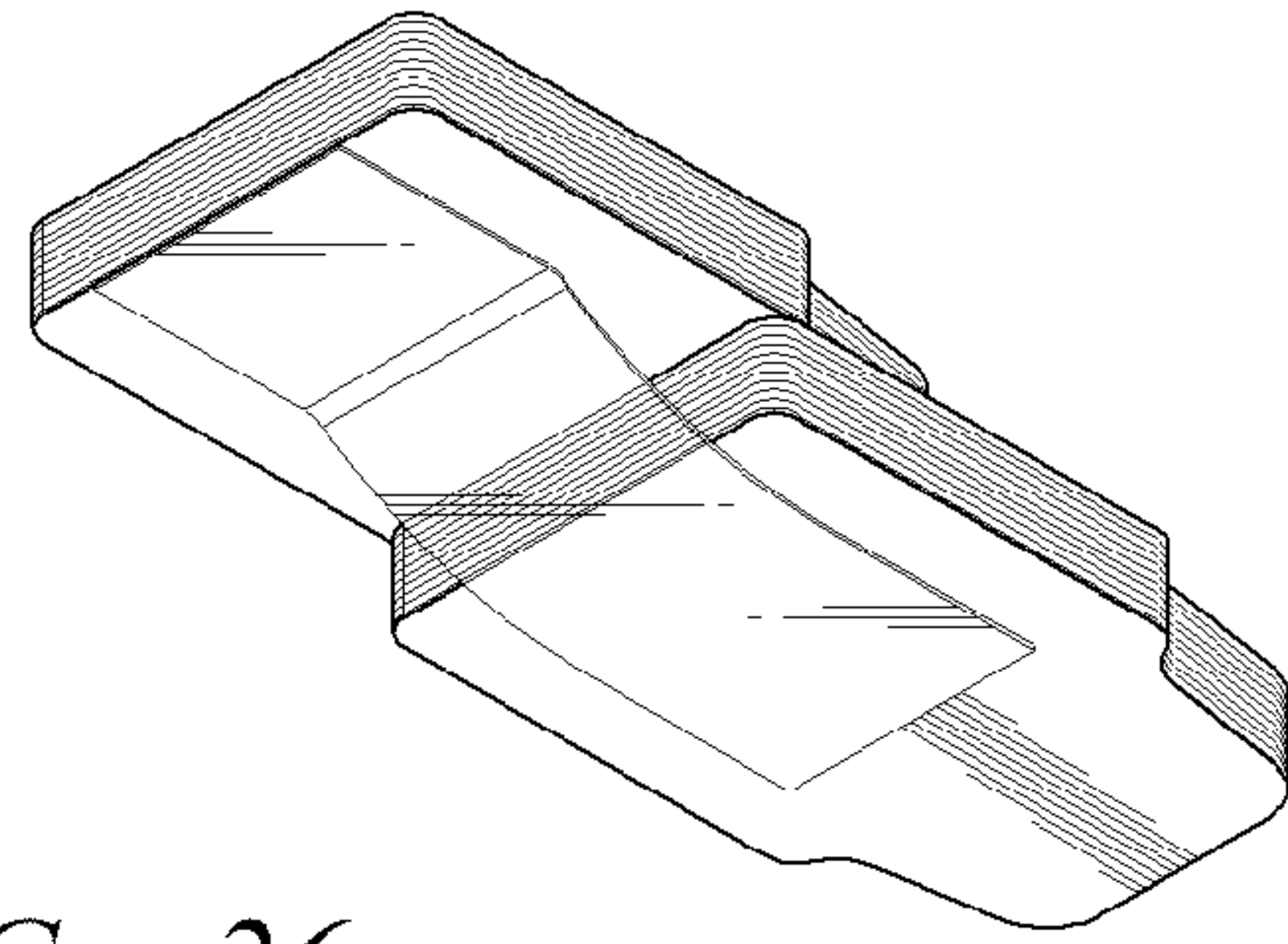


FIG. 26

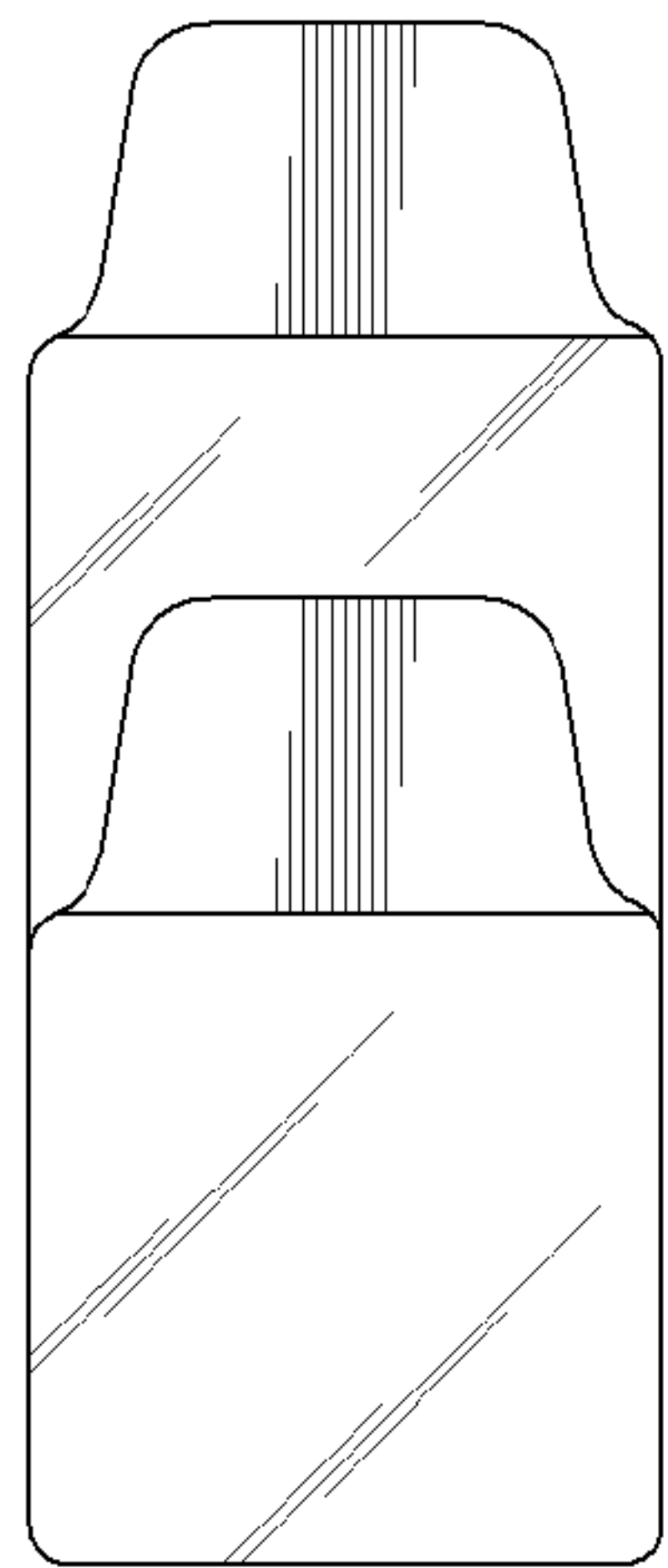


FIG. 27

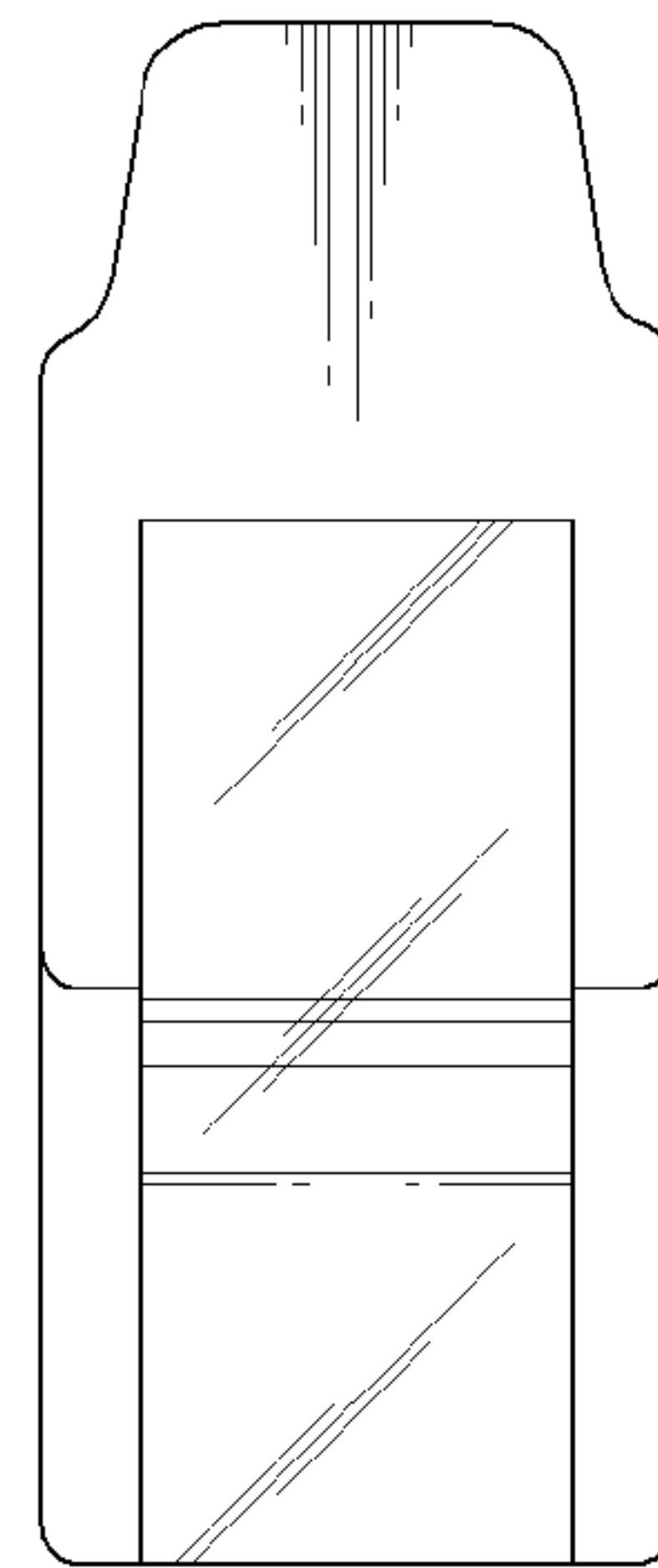


FIG. 28

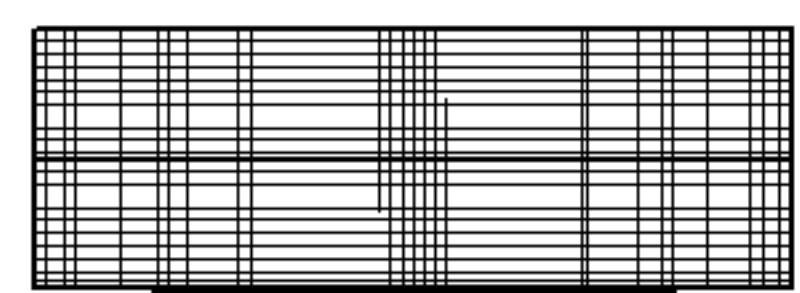


FIG. 29

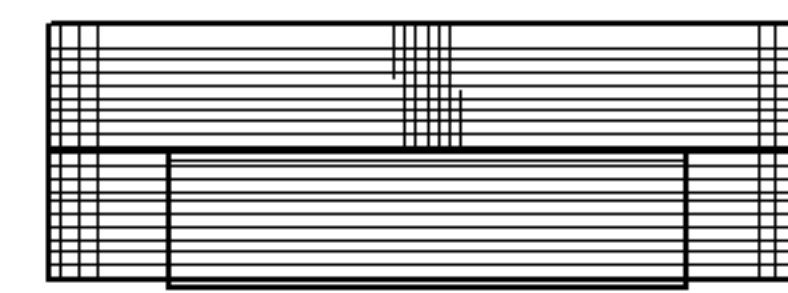


FIG. 30

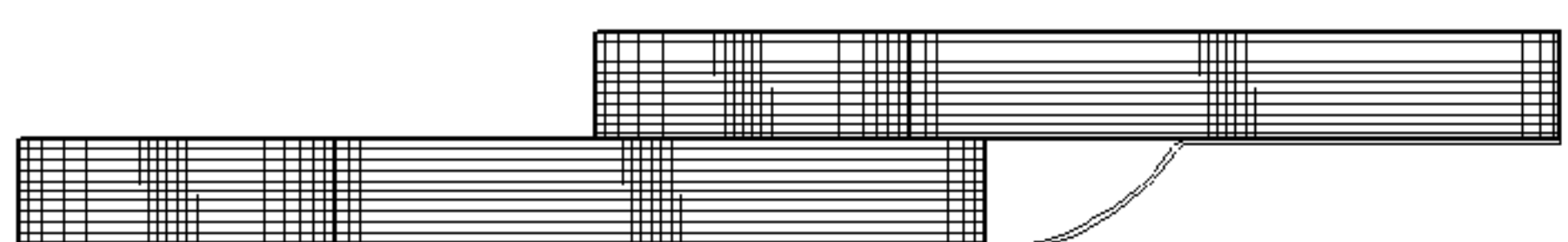


FIG. 31

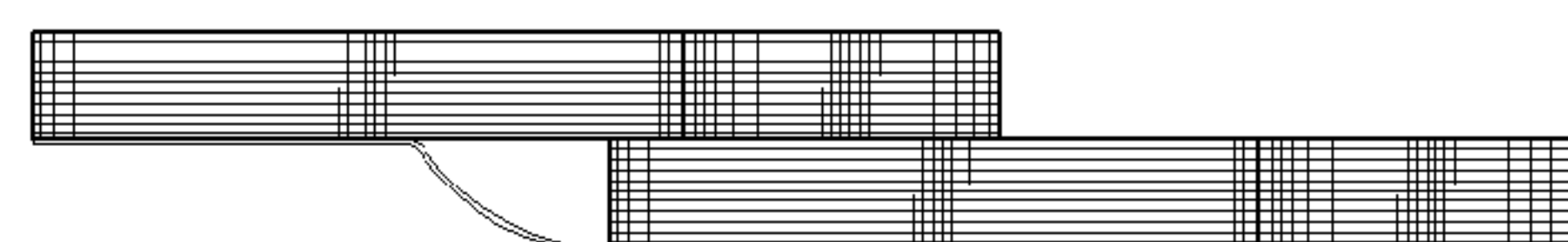


FIG. 32

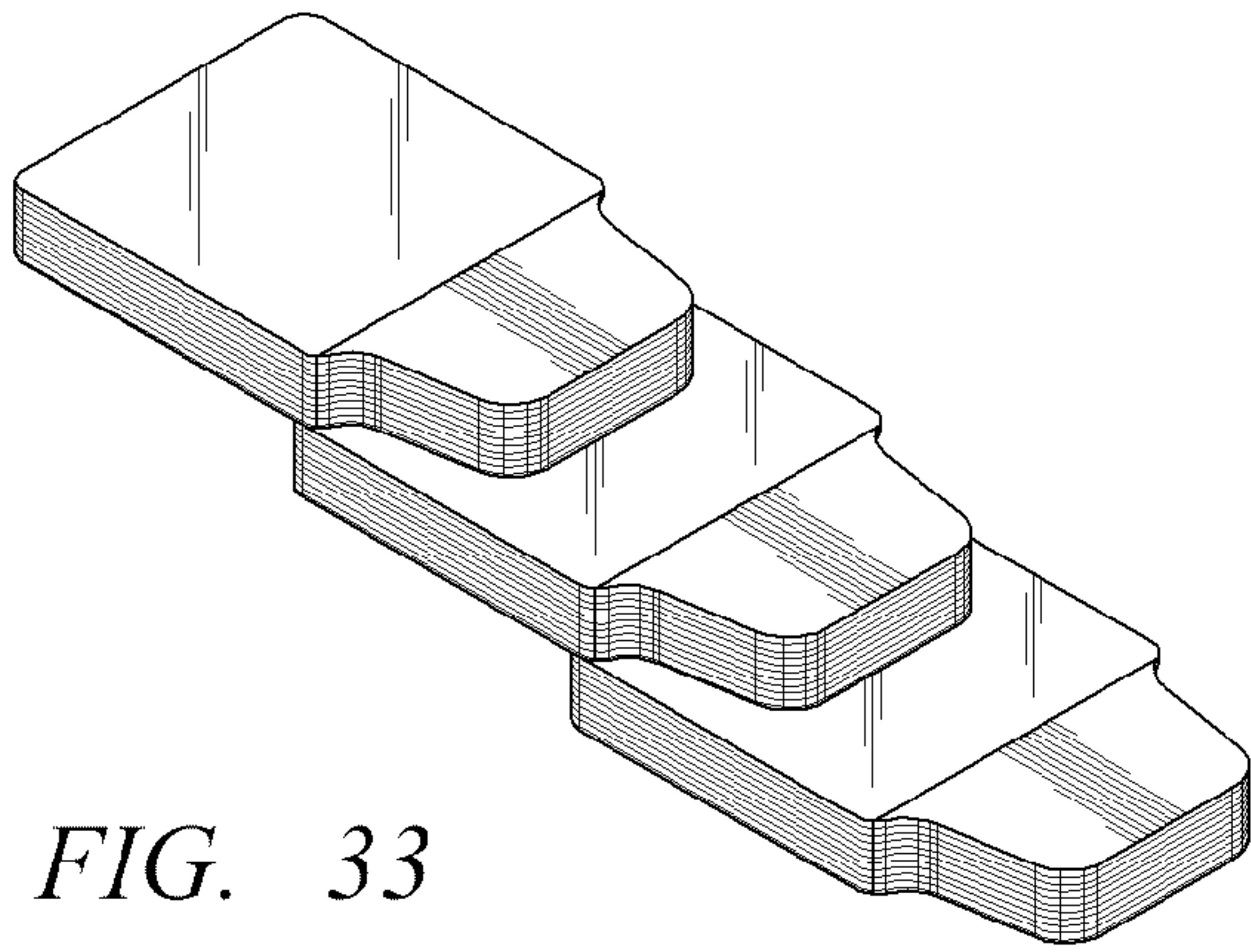


FIG. 33

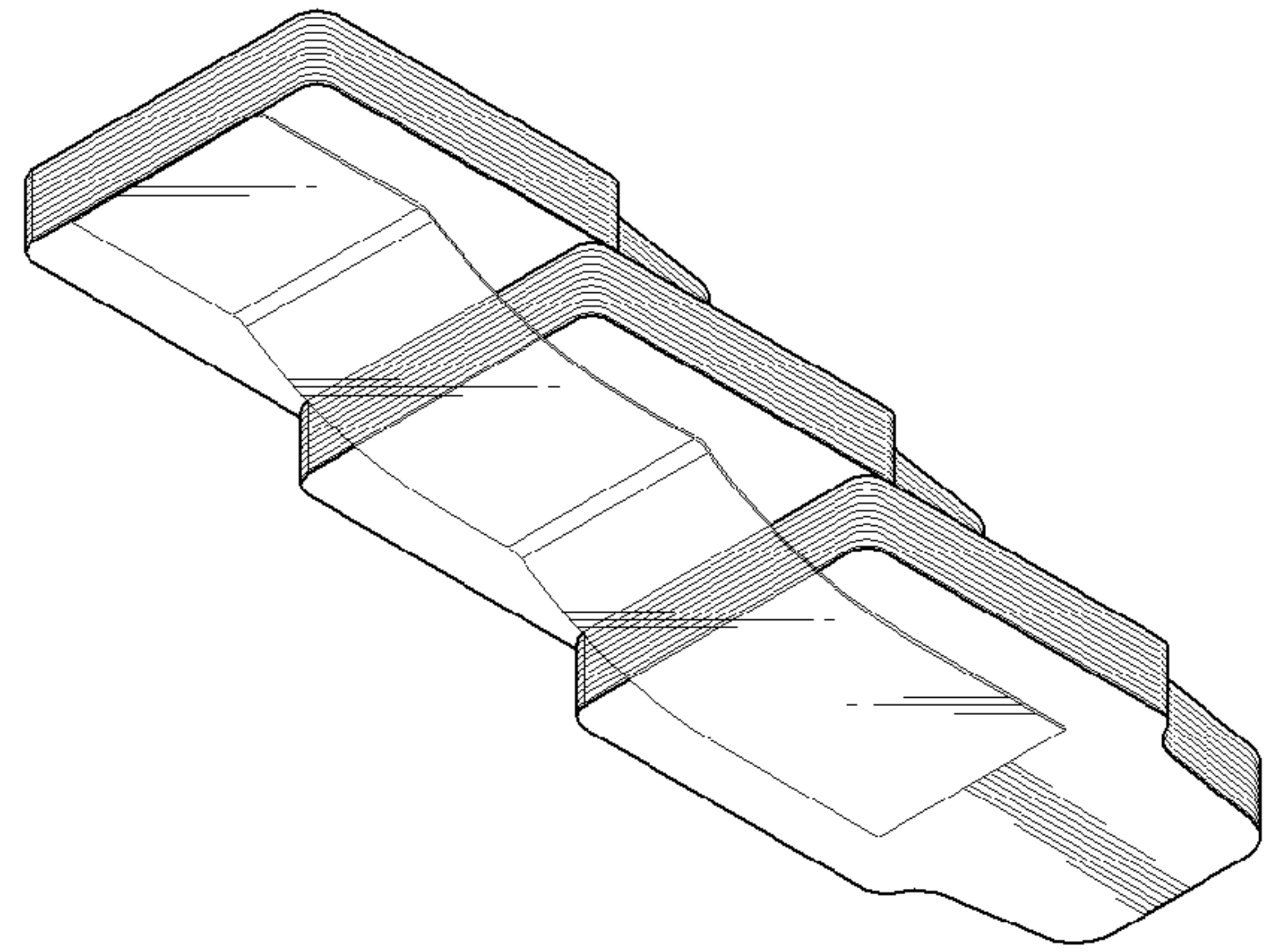


FIG. 34

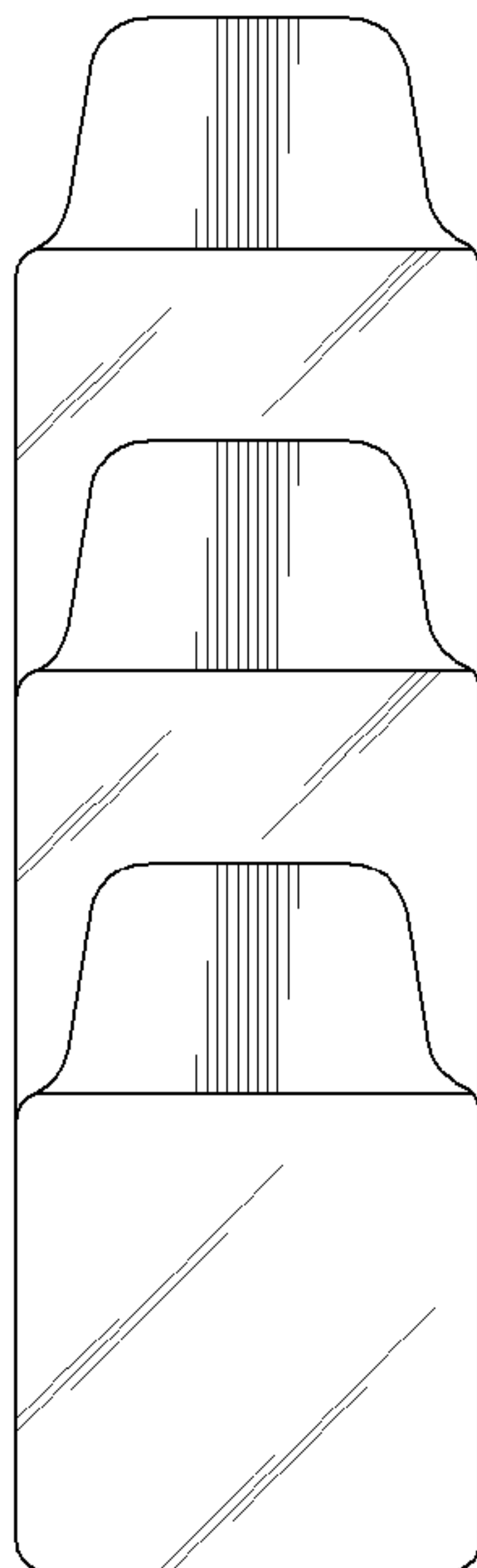


FIG. 35

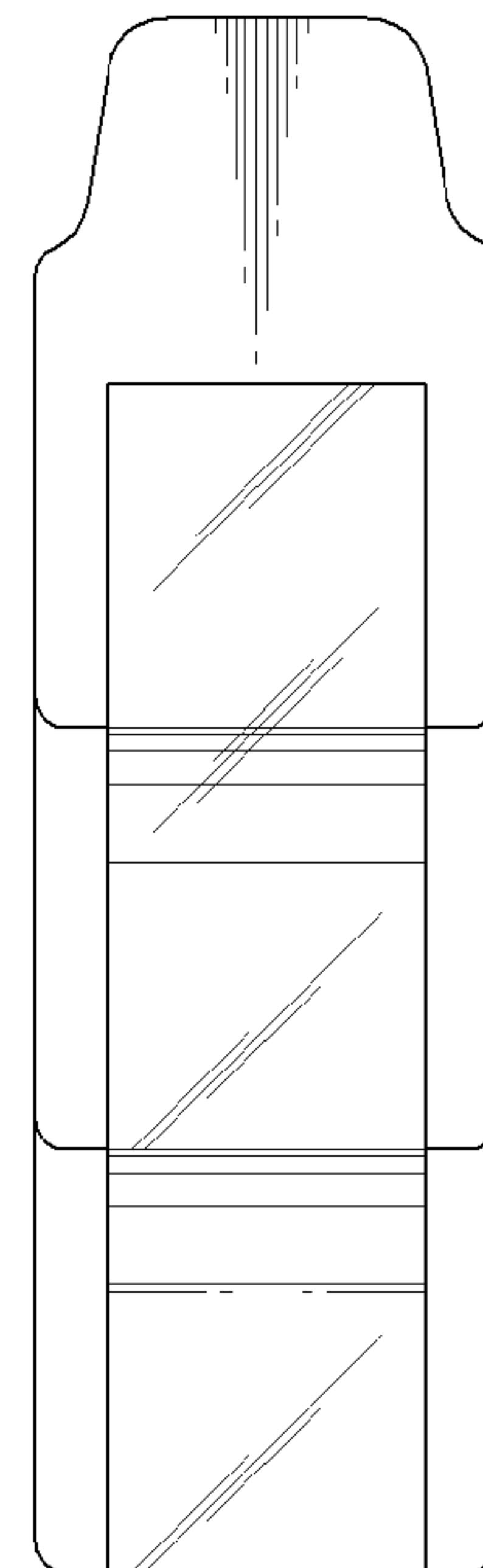


FIG. 36

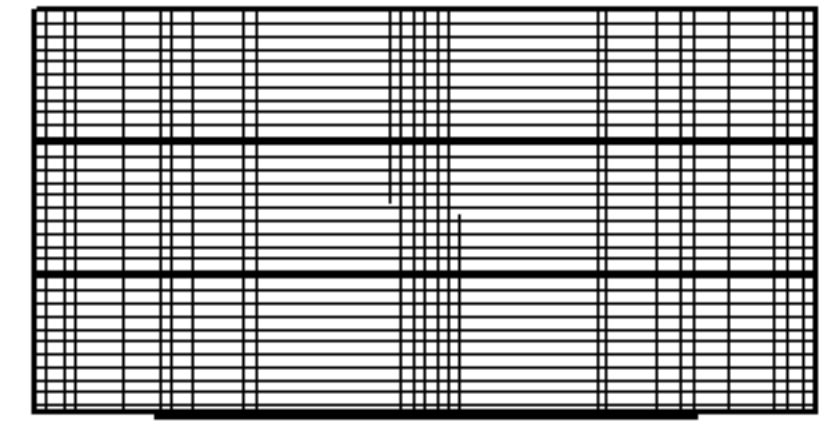


FIG. 37




FIG. 38

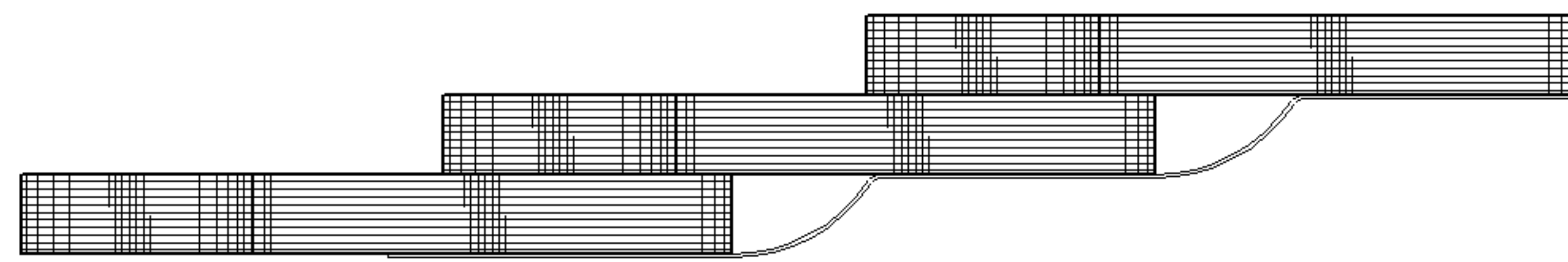


FIG. 39

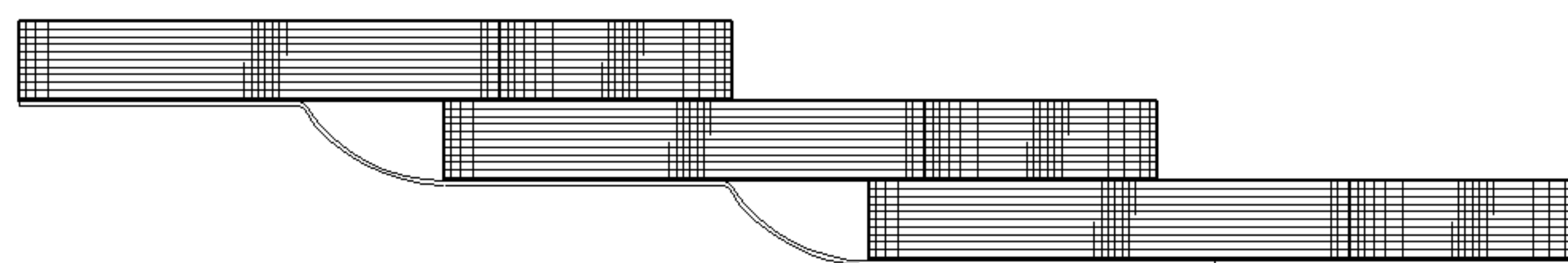


FIG. 40

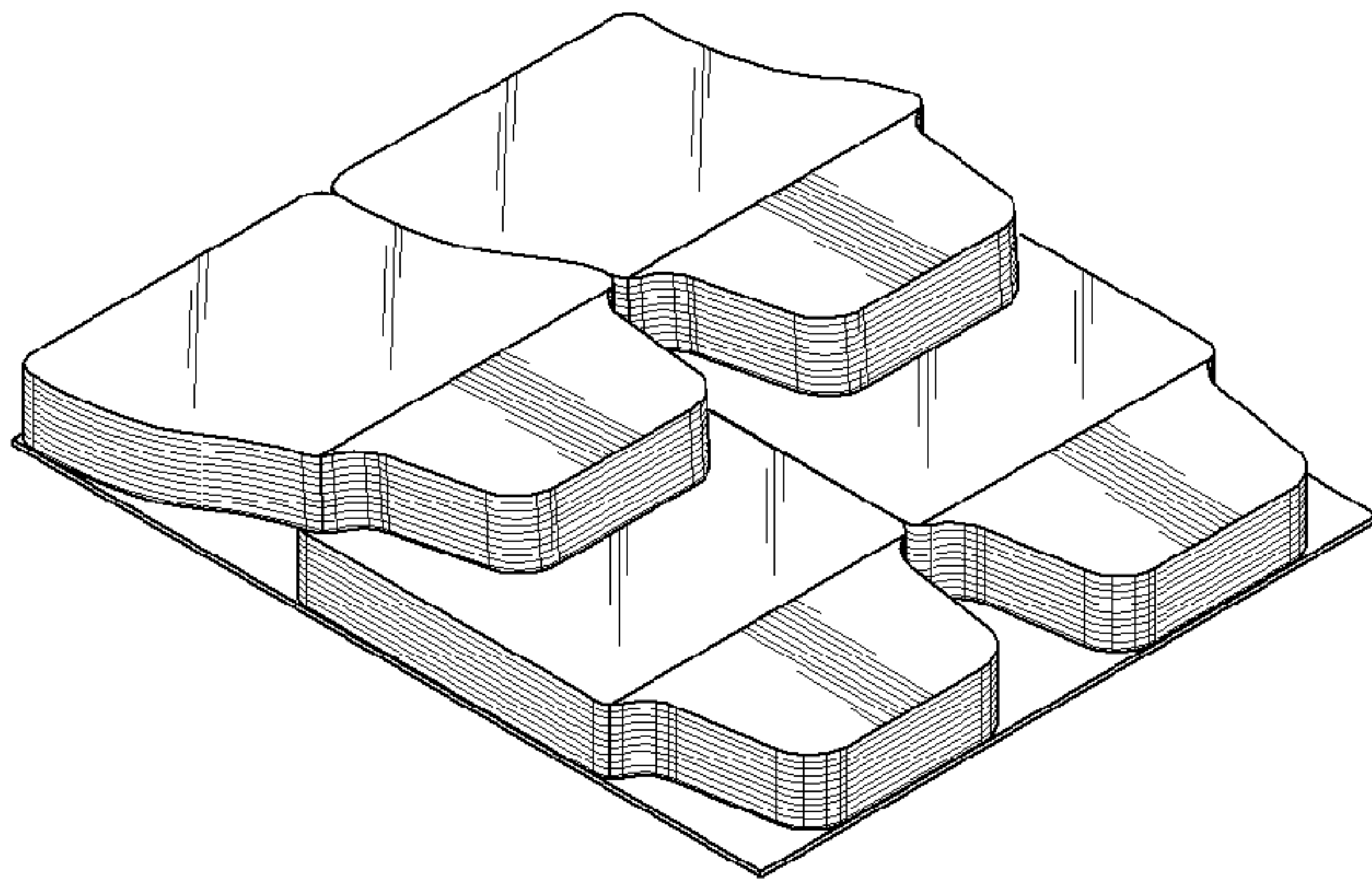


FIG. 41

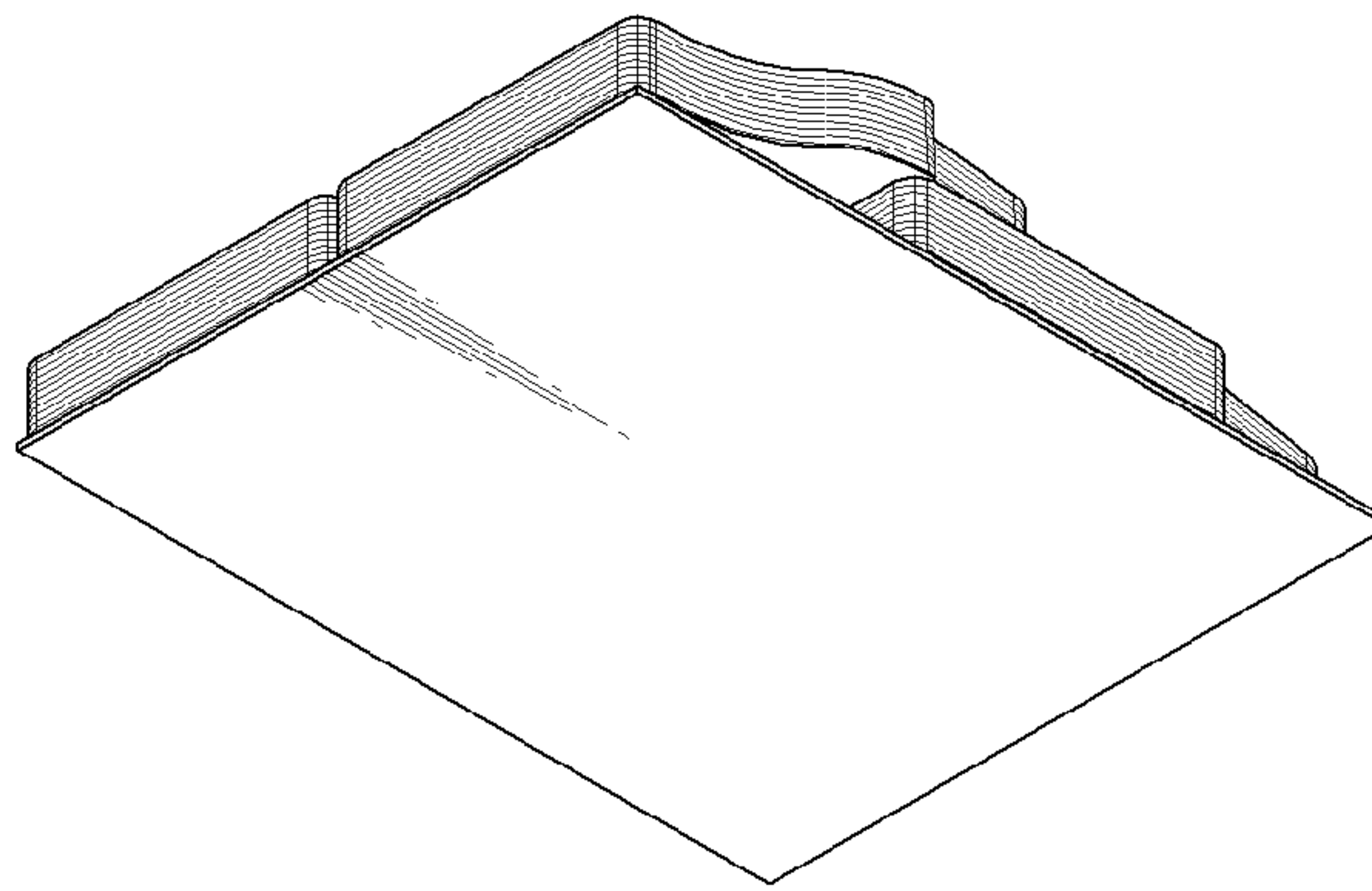


FIG. 42

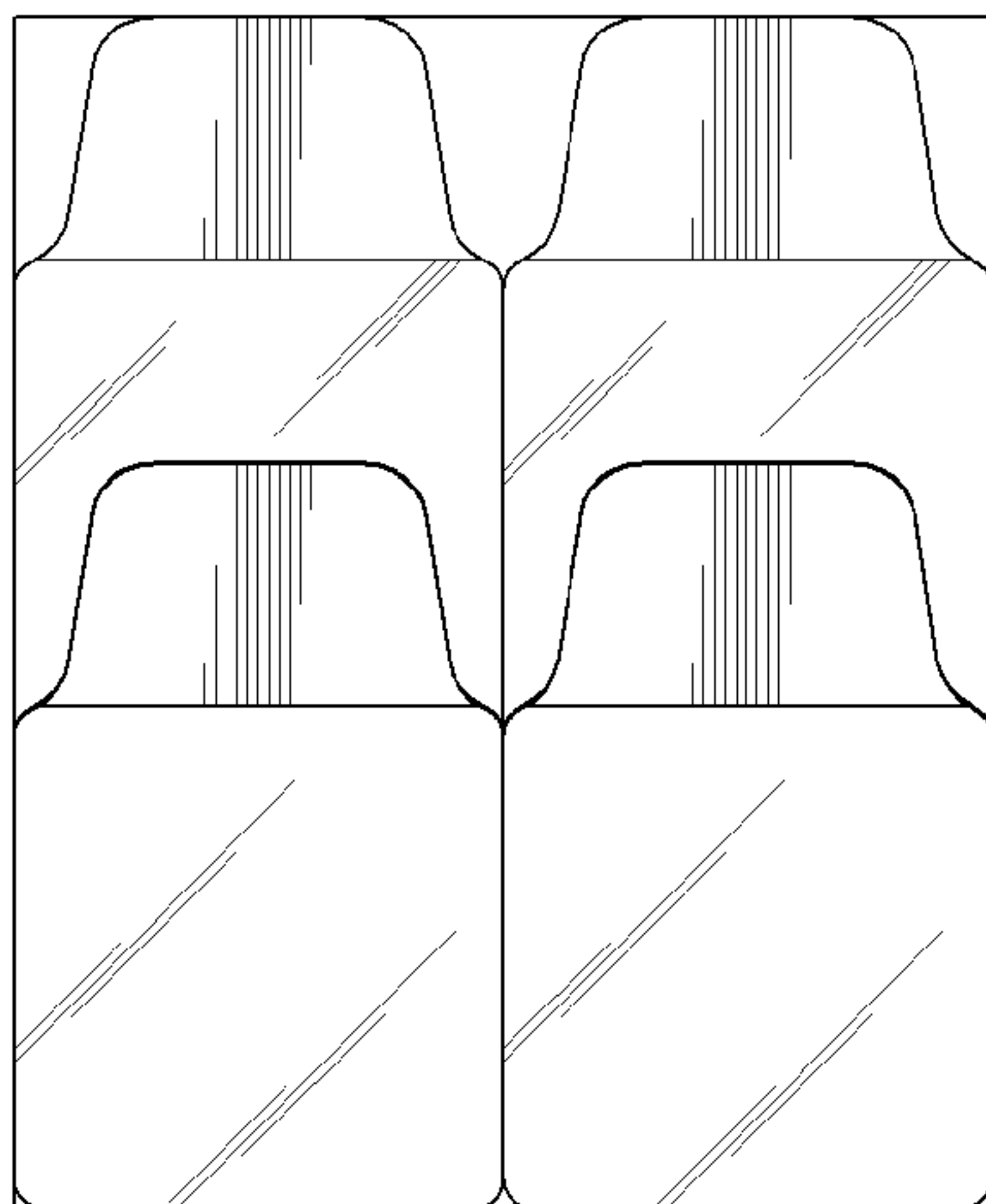


FIG. 43




FIG. 44

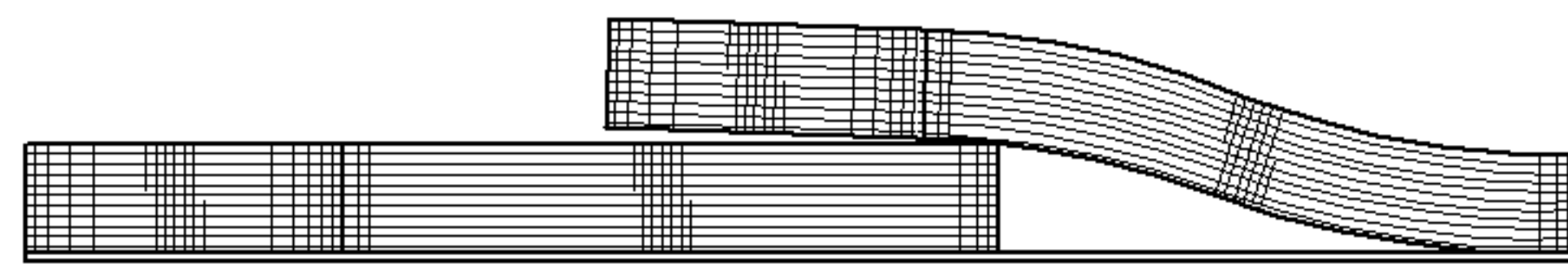


FIG. 45

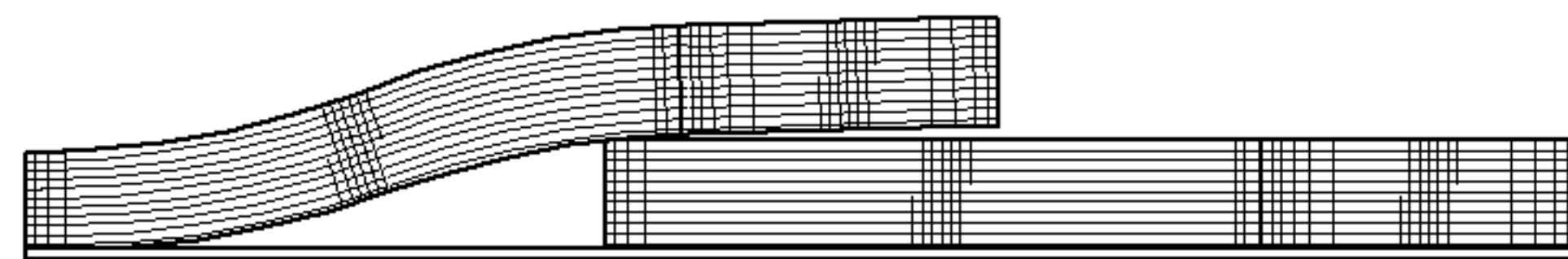


FIG. 46

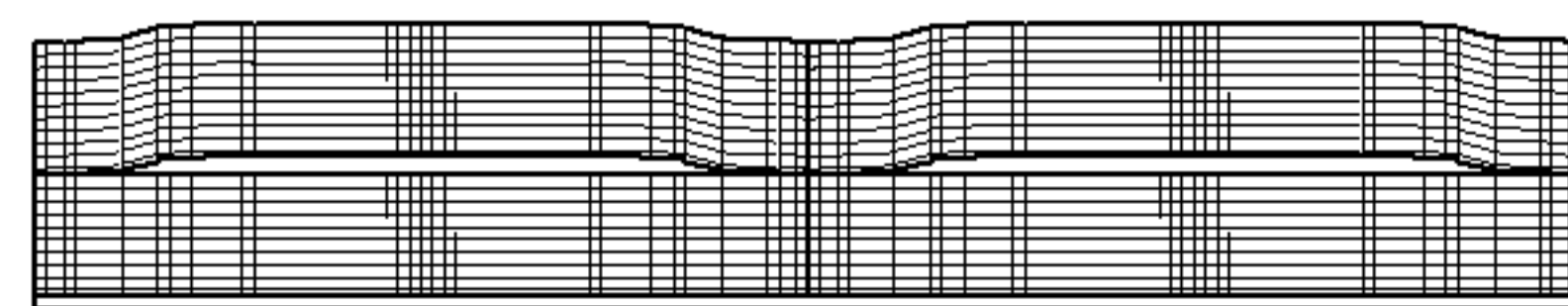


FIG. 47

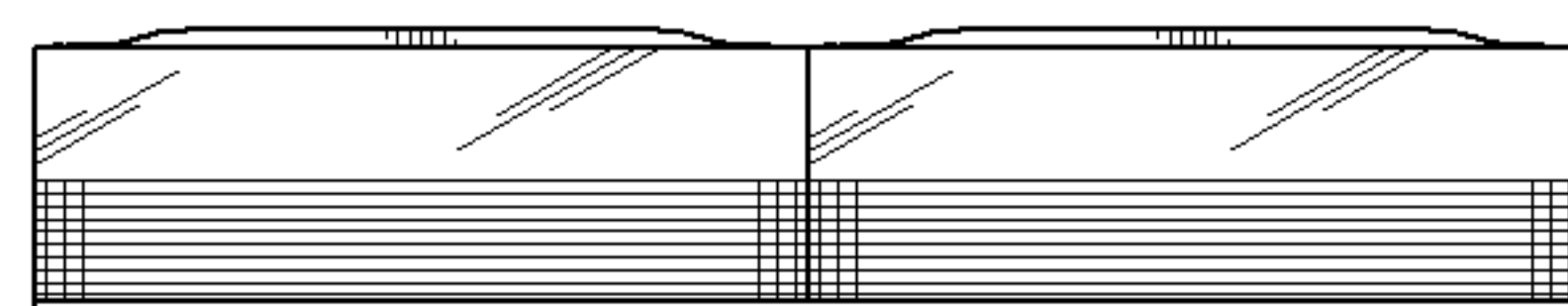


FIG. 48

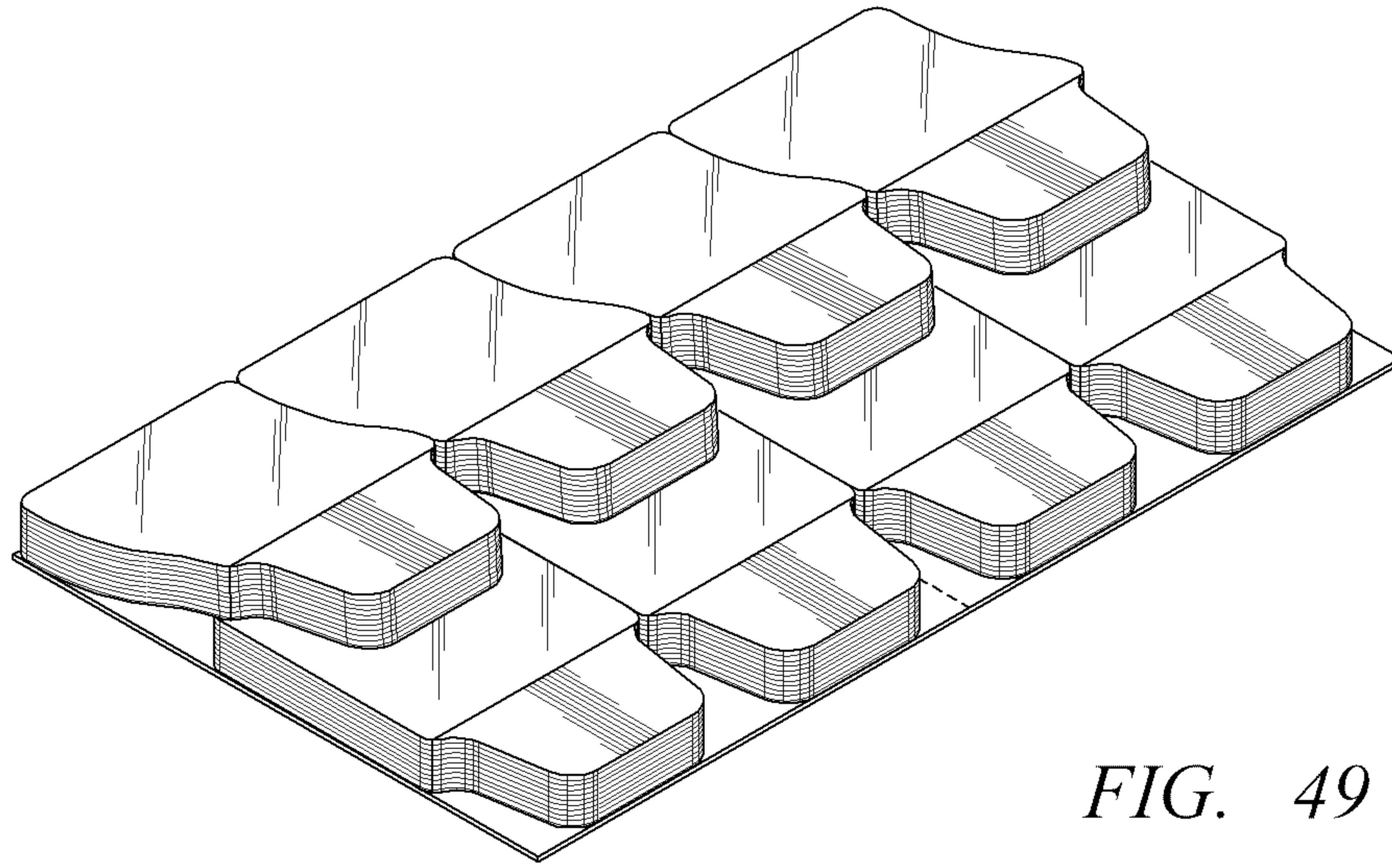


FIG. 49

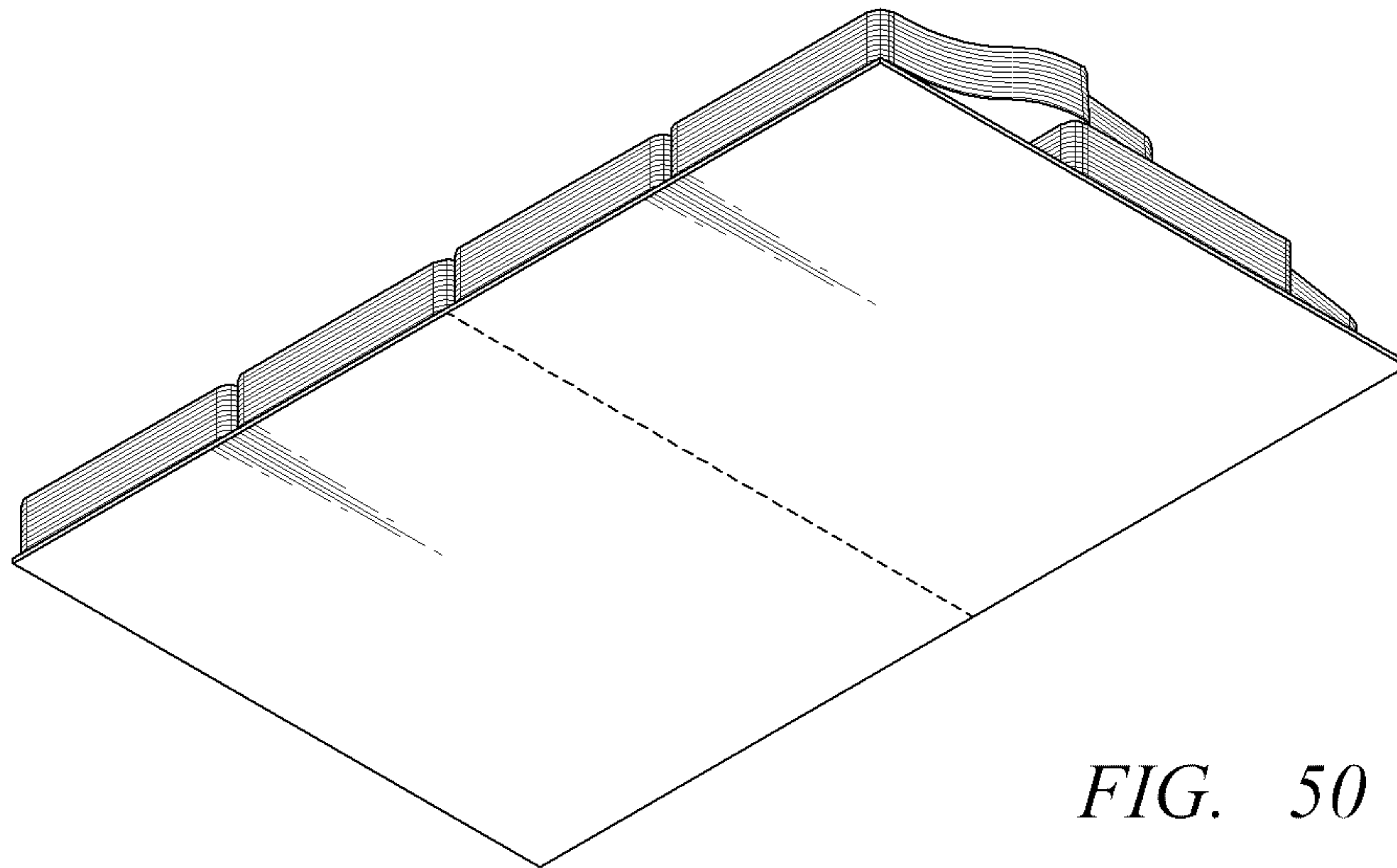


FIG. 50

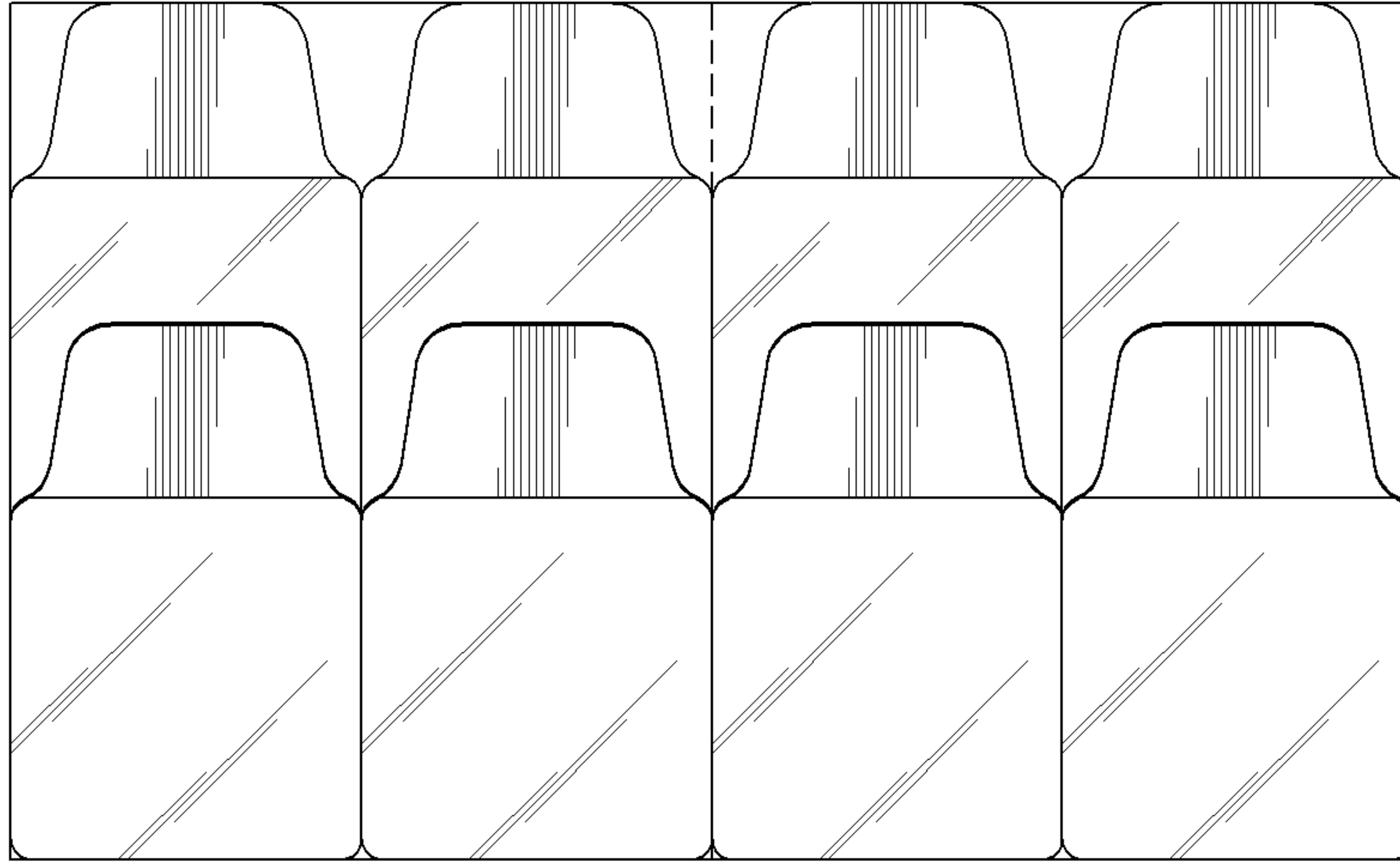


FIG. 51

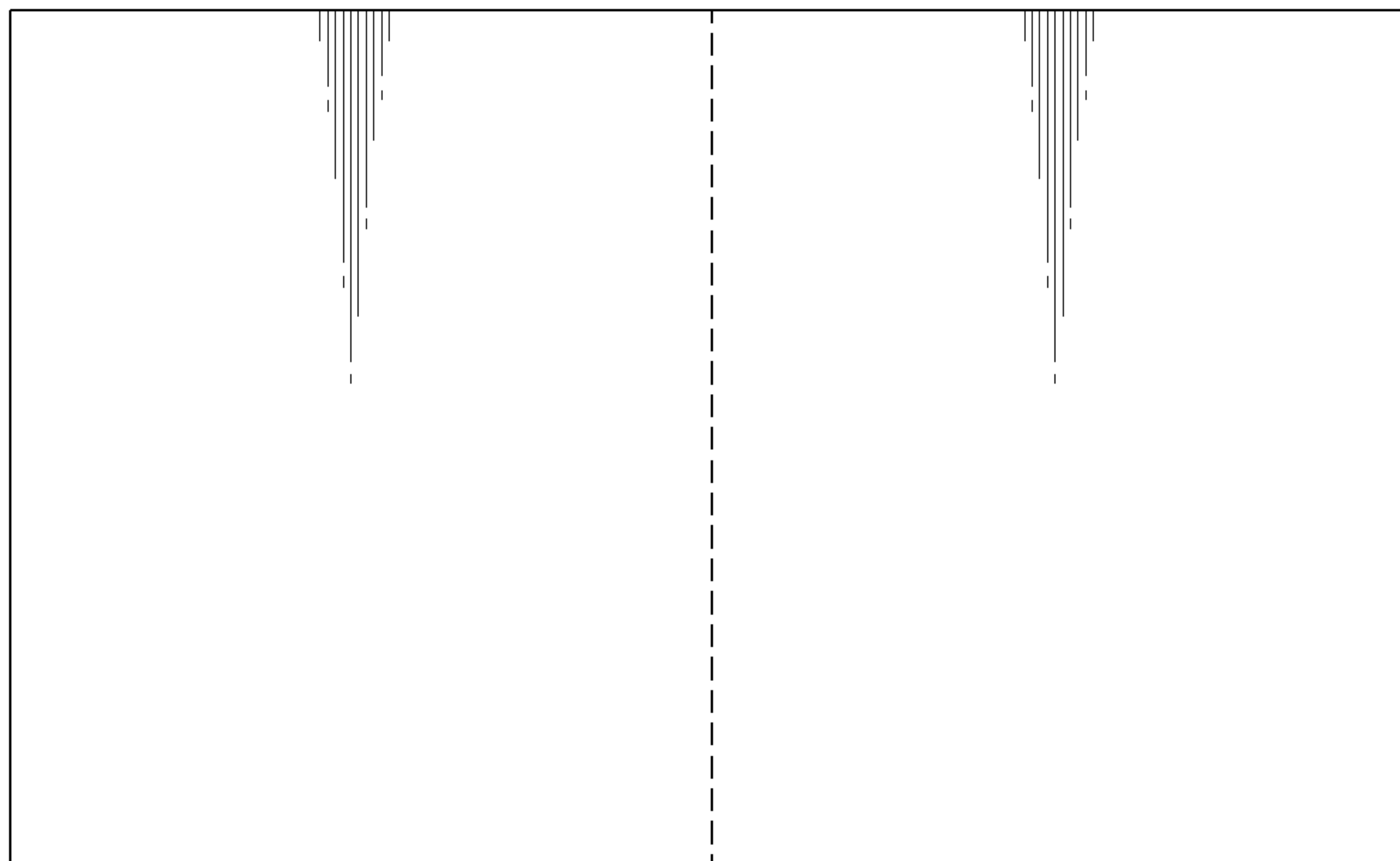


FIG. 52

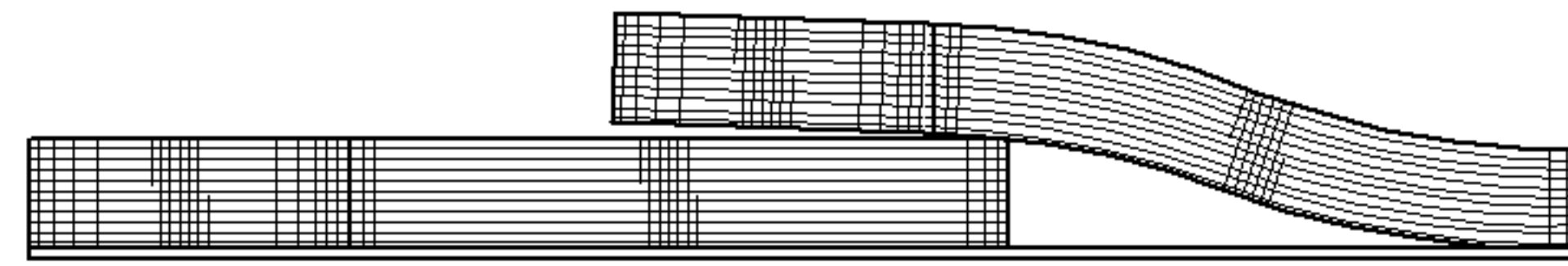


FIG. 53

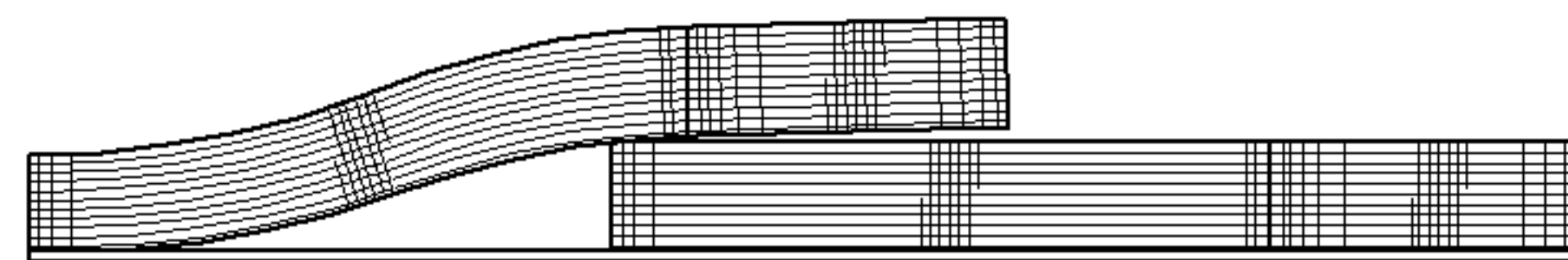


FIG. 54




FIG. 55



FIG. 56

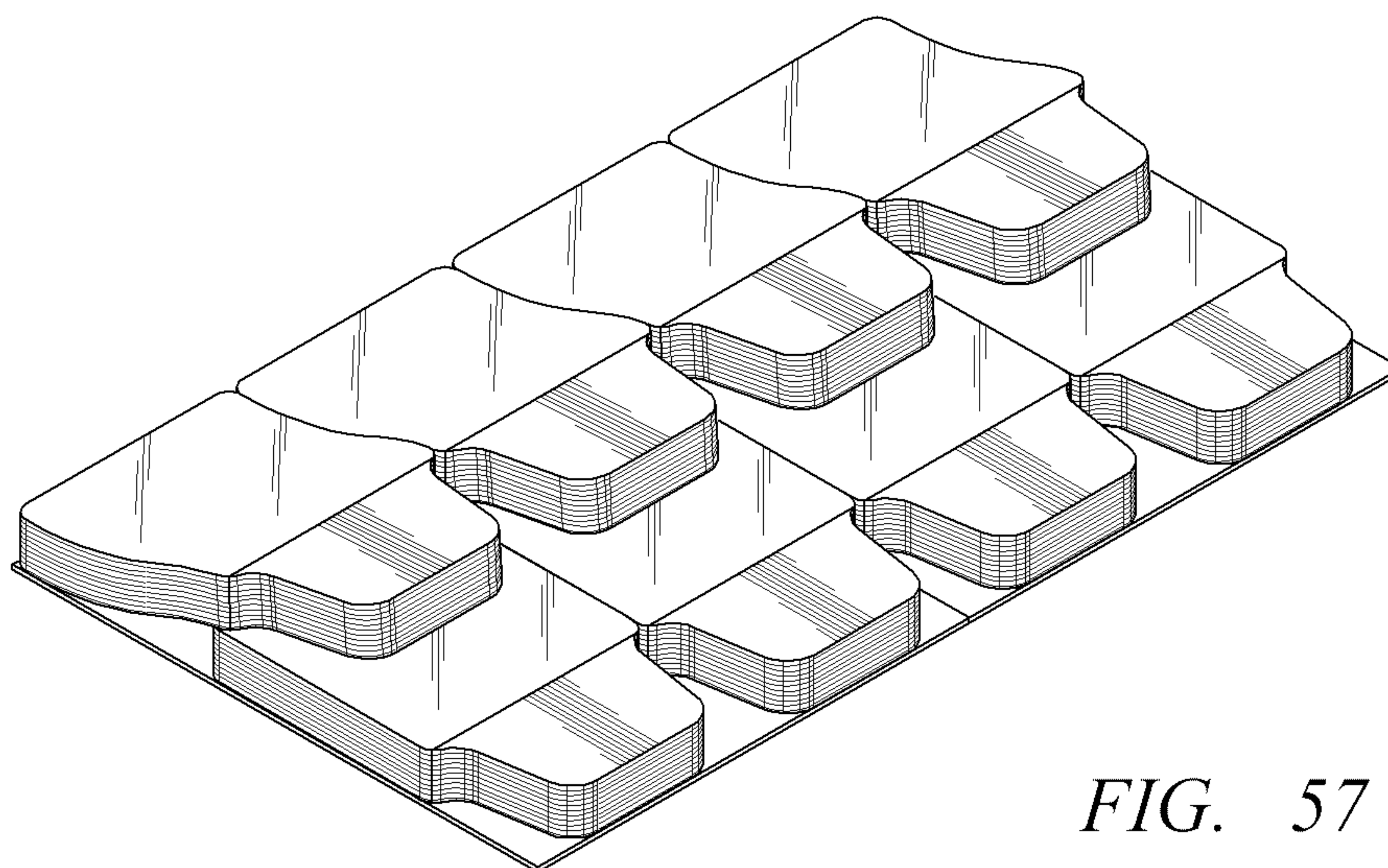


FIG. 57

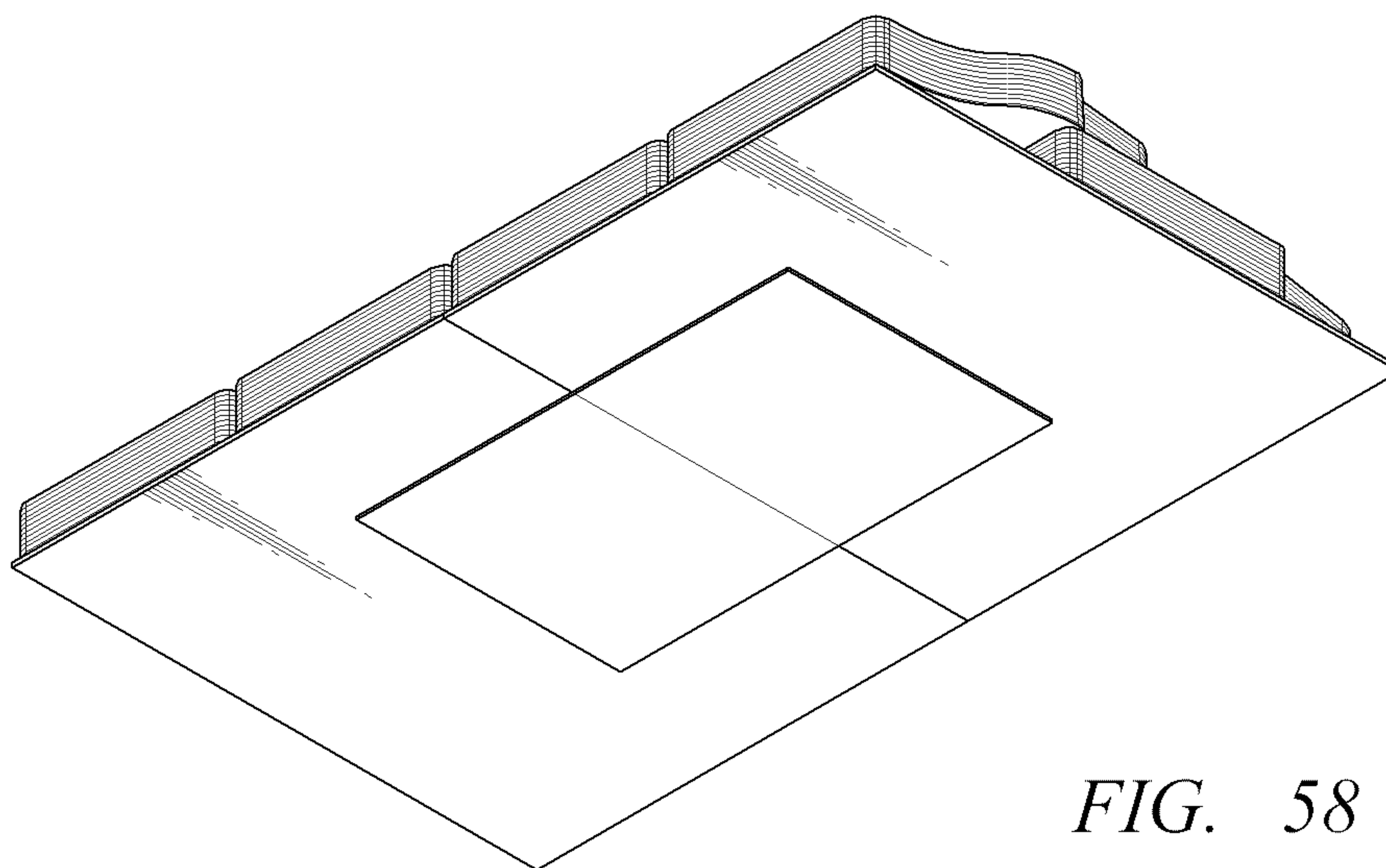


FIG. 58

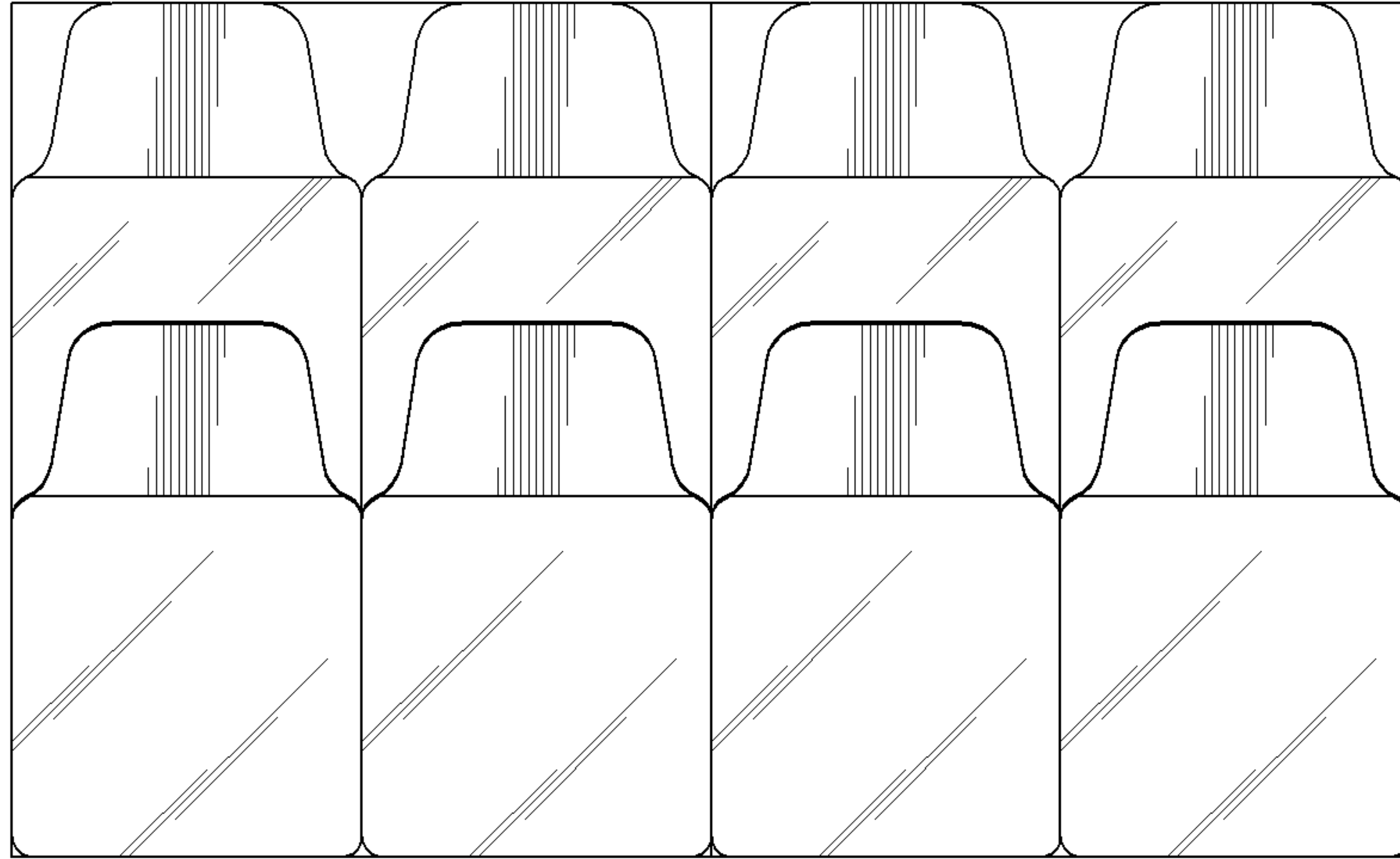


FIG. 59

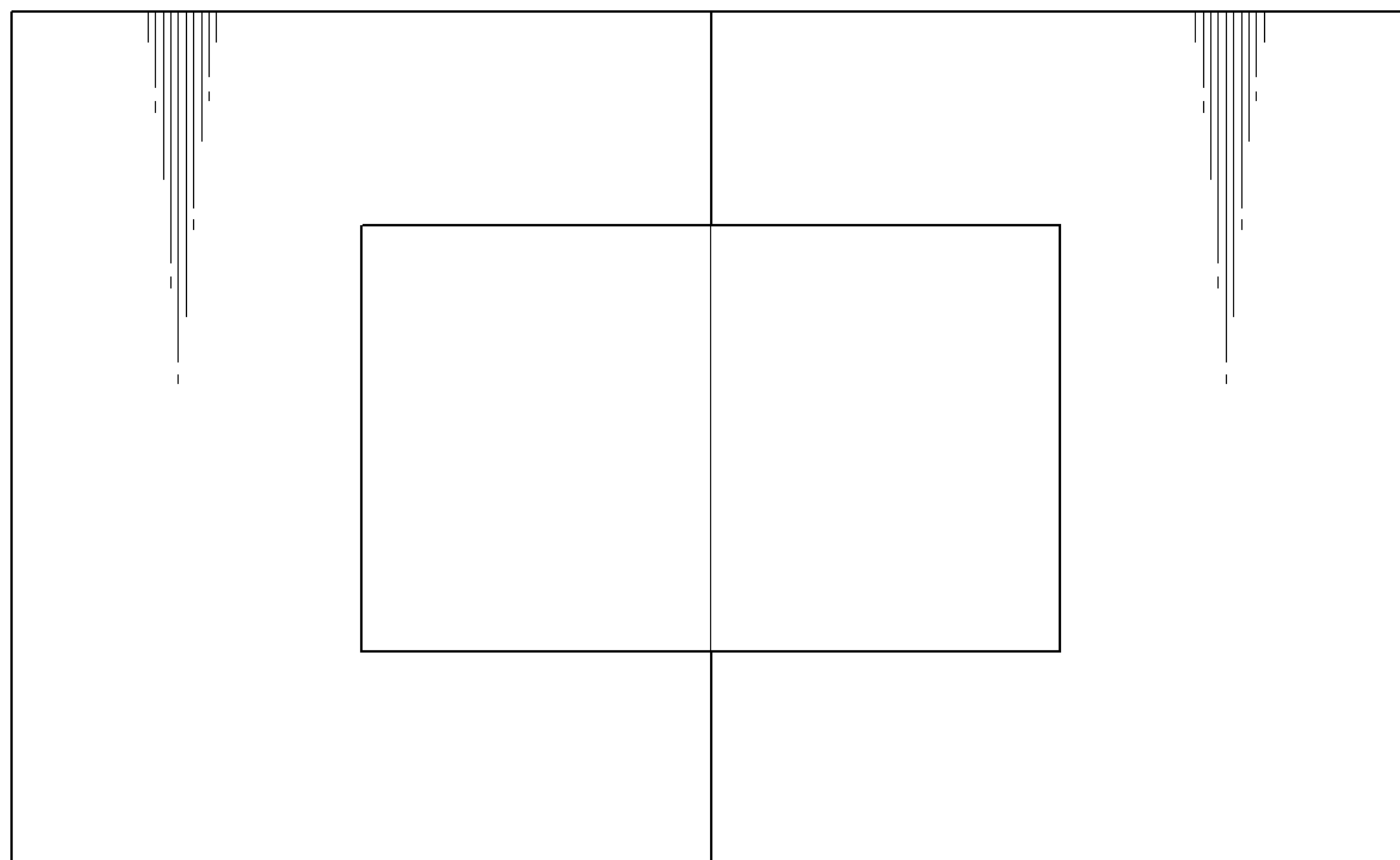


FIG. 60

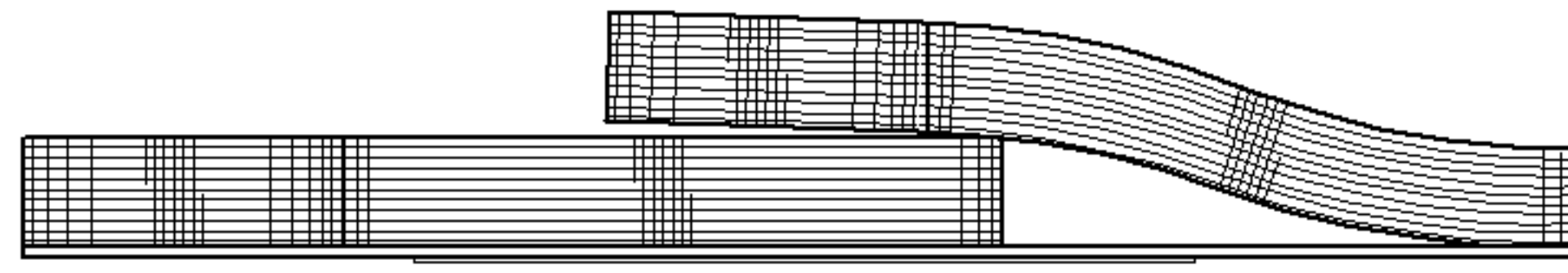


FIG. 61

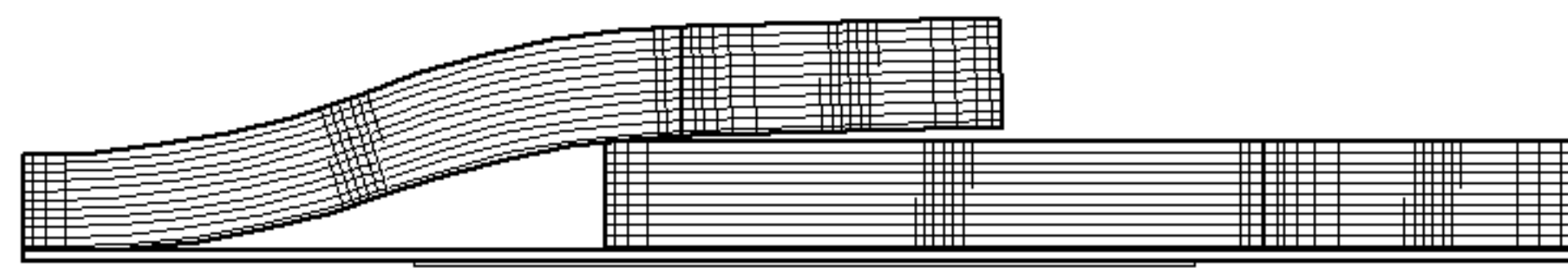


FIG. 62




FIG. 63

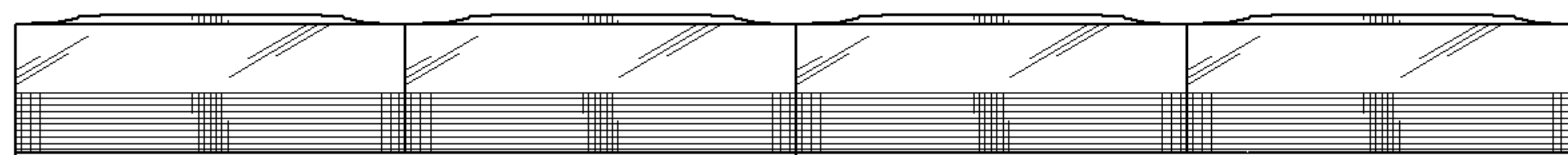


FIG. 64