



US00D679749S

(12) **United States Design Patent**  
**Sued et al.**

(10) **Patent No.:** **US D679,749 S**

(45) **Date of Patent:** **\*\* Apr. 9, 2013**

(54) **SHREDDER**

(76) Inventors: **Charles Sued**, Brooklyn, NY (US);  
**Aron Abramson**, Brooklyn, NY (US)

(\*\*) Term: **14 Years**

(21) Appl. No.: **29/415,193**

(22) Filed: **Mar. 8, 2012**

(51) **LOC (9) Cl.** ..... **18-04**

(52) **U.S. Cl.** ..... **D18/34.5**

(58) **Field of Classification Search** ..... D18/34.3,  
D18/34.4, 34.5, 34.6, 34.9; D23/356, 359,  
D23/360, 364; D34/9; 241/100, 236, 30,  
241/36

See application file for complete search history.

(56) **References Cited**

**U.S. PATENT DOCUMENTS**

D455,171	S	*	4/2002	Ho	.....	D18/34.6
D557,732	S	*	12/2007	Ho	.....	D18/34.6
D602,982	S	*	10/2009	Kit et al.	.....	D18/34.5
D602,983	S	*	10/2009	Kit et al.	.....	D18/34.5
D647,953	S	*	11/2011	Sued et al.	.....	D18/34.5
D647,954	S	*	11/2011	Sued et al.	.....	D18/34.5
D647,955	S	*	11/2011	Sued et al.	.....	D18/34.9
2008/0093488	A1	*	4/2008	Kent et al.	.....	241/100

2010/0181400 A1\* 7/2010 Davis et al. .... 241/100

\* cited by examiner

*Primary Examiner* — Bridget L Eland

(74) *Attorney, Agent, or Firm* — Garcia-Zamor IP Law; Ruy M. Garcia-Zamor

(57) **CLAIM**

We claim the ornamental design for a shredder, as shown and described.

**DESCRIPTION**

FIG. 1 is a perspective view of a shredder according to our new design;

FIG. 2 is a top plan view of the shredder of FIG. 1;

FIG. 3 is a bottom plan view of the shredder of FIG. 1;

FIG. 4 is a front elevational view of the shredder of FIG. 1;



FIG. 5 is a rear elevational view of the shredder of FIG. 1;

FIG. 6 is a left side elevational view of the shredder of FIG. 1; and,

FIG. 7 is a right side elevational view of the shredder of FIG. 1.

The wire frame lines shown throughout the views are intended to indicate surface contour and are not intended to be surface ornamentation.

**1 Claim, 6 Drawing Sheets**






FIG. 1

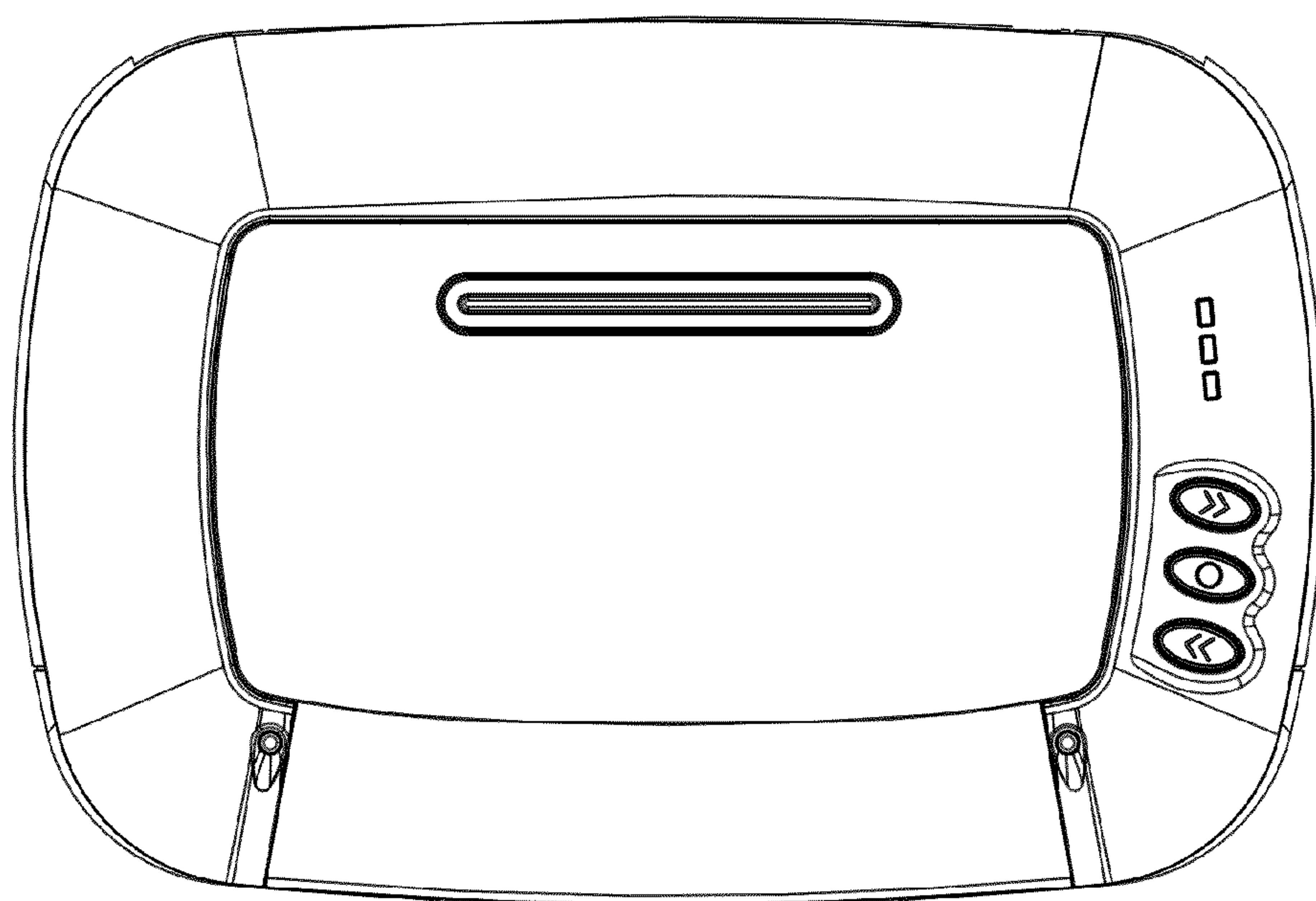


FIG. 2

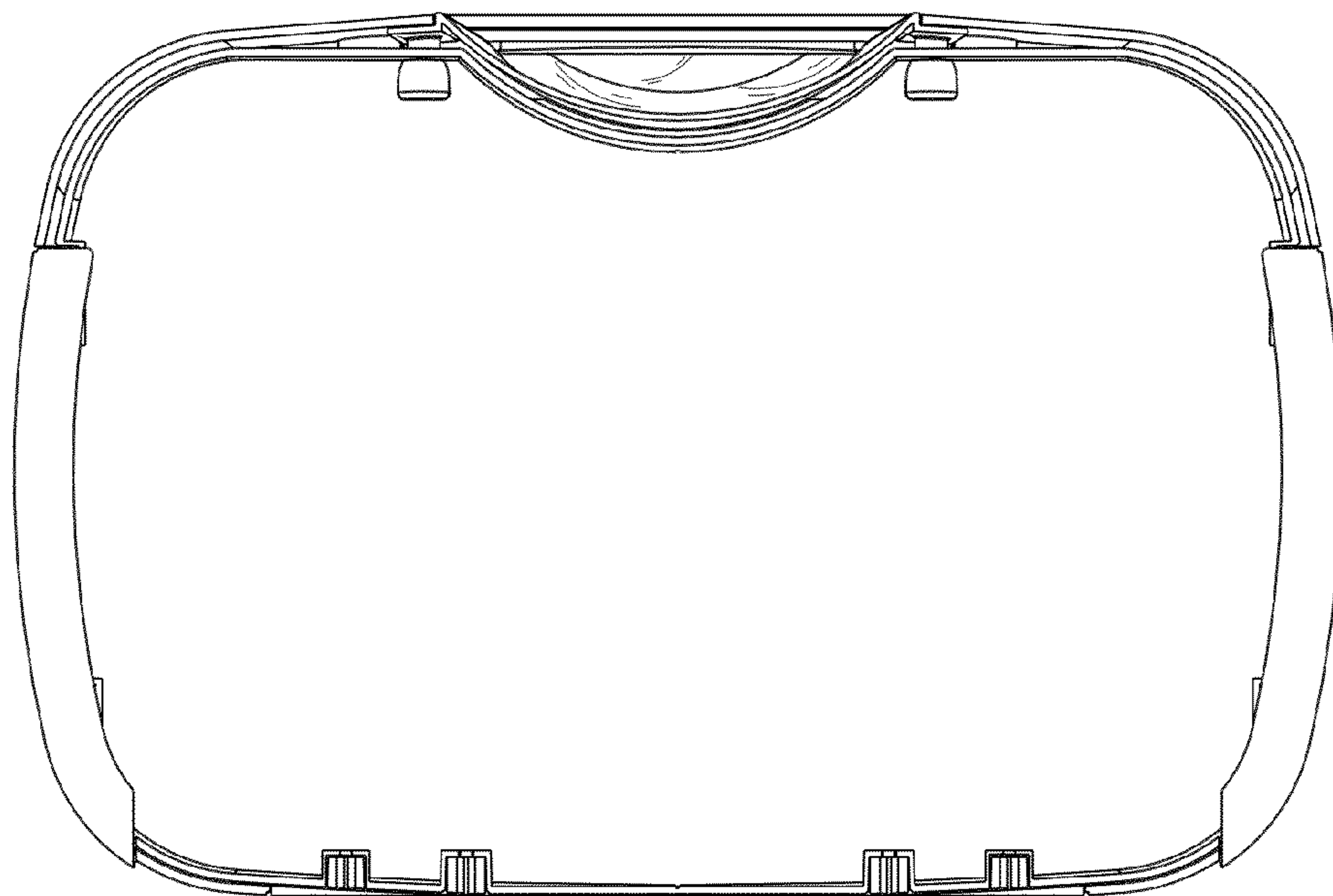


FIG. 3

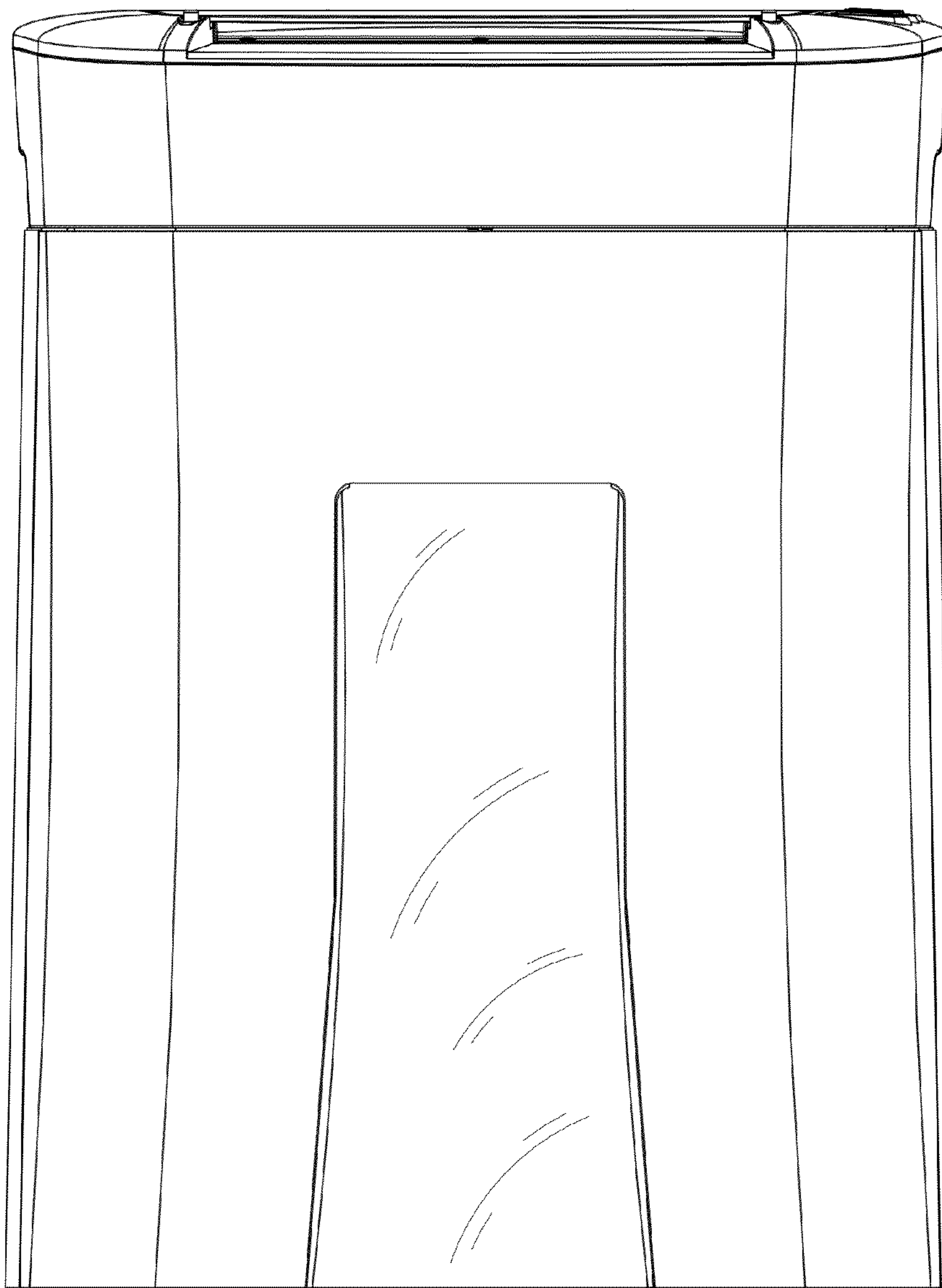


FIG. 4






FIG. 5




FIG. 6




FIG. 7