



US00D679740S

(12) **United States Design Patent**
Ho

(10) **Patent No.:** **US D679,740 S**

(45) **Date of Patent:** **** Apr. 9, 2013**

(54) **PROJECTOR**

(75) Inventor: **Ming-Ling Ho**, New Taipei (TW)

(73) Assignee: **Acer Incorporated**, New Taipei (TW)

(**) Term: **14 Years**

(21) Appl. No.: **29/410,255**

(22) Filed: **Jan. 6, 2012**

(30) **Foreign Application Priority Data**

Oct. 25, 2011 (TW) 100305754

(51) **LOC (9) Cl.** **16-02**

(52) **U.S. Cl.** **D16/230**

(58) **Field of Classification Search** D16/200–205,
D16/208, 211–214, 221, 225, 229, 230, 231,
D16/234, 246; D21/514, 329, 332–333;
353/115, 119, 122; D13/162, 168; D14/336,
D14/474

See application file for complete search history.

(56) **References Cited**

U.S. PATENT DOCUMENTS

D508,692 S *	8/2005	Morisawa	D14/336
7,258,449 B2 *	8/2007	Chong et al.	353/119
D623,214 S *	9/2010	Onoda	D16/225
D645,491 S *	9/2011	Lee	D16/225
D651,636 S *	1/2012	Chang	D16/230

OTHER PUBLICATIONS

Samsung Phone Comes with 50 Video Projector. Published Jan. 1970. [Retrieved on Sep. 13, 2012]. Retrieved from the Internet: <URL: <http://www.cellular-news.com/story/36030.php>>.*

* cited by examiner

Primary Examiner — Wan Laymon

(74) *Attorney, Agent, or Firm* — Jianq Chyun IP Office

(57) **CLAIM**

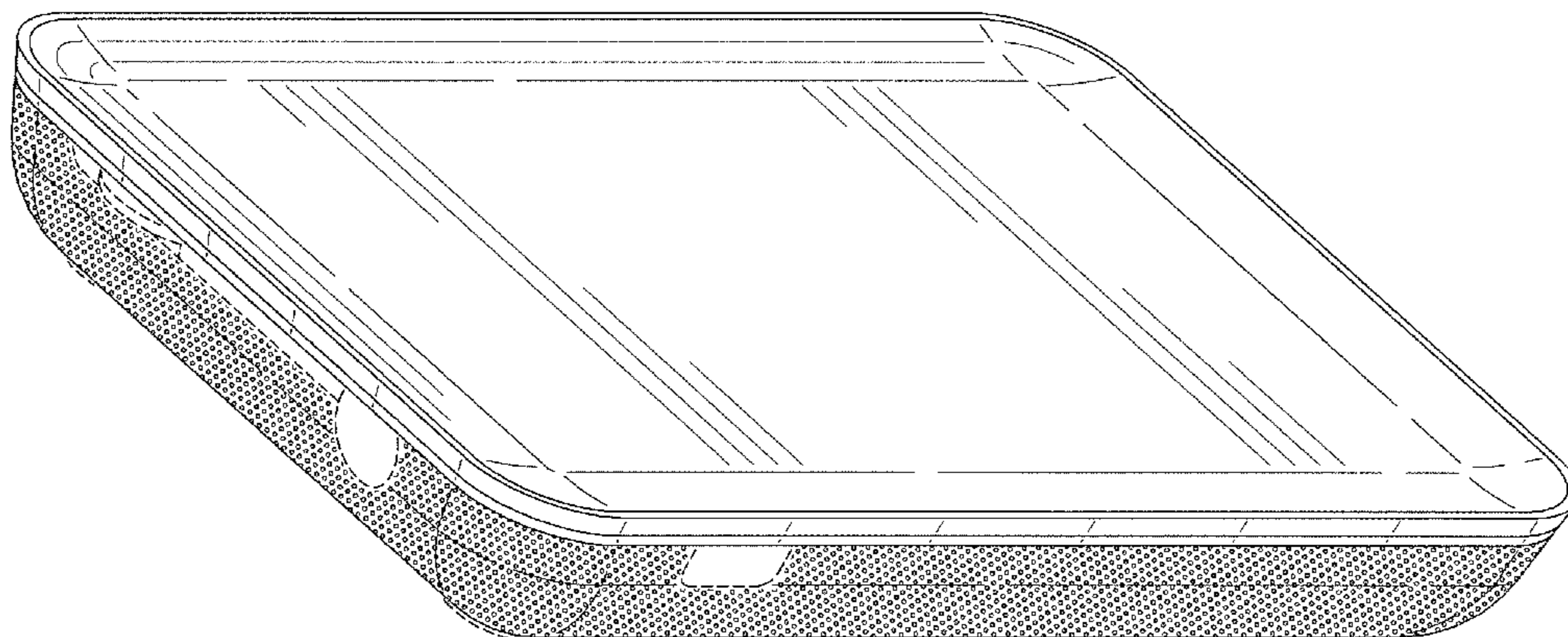
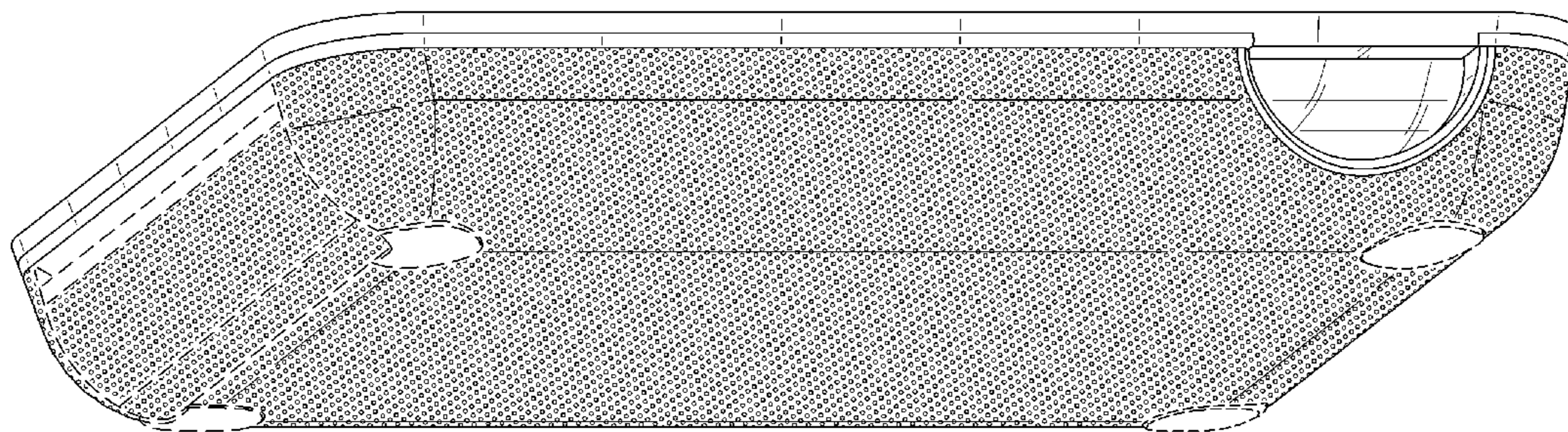
The ornamental design for a projector, as shown and described.

DESCRIPTION

FIG. 1 is a slightly reduced bottom perspective view of a projector showing my design; FIG. 2 is a slightly reduced top perspective view thereof; FIG. 3 is a front view thereof; FIG. 4 is a rear view thereof; FIG. 5 is a left side view thereof; FIG. 6 is a right side view thereof; FIG. 7 is a top view thereof; and, FIG. 8 is a bottom view thereof.

The broken line immediately adjacent the claimed areas represent the bounds of the claimed design while all other broken lines are unclaimed portions of the claimed design and form no part thereof.

1 Claim, 6 Drawing Sheets






FIG. 1

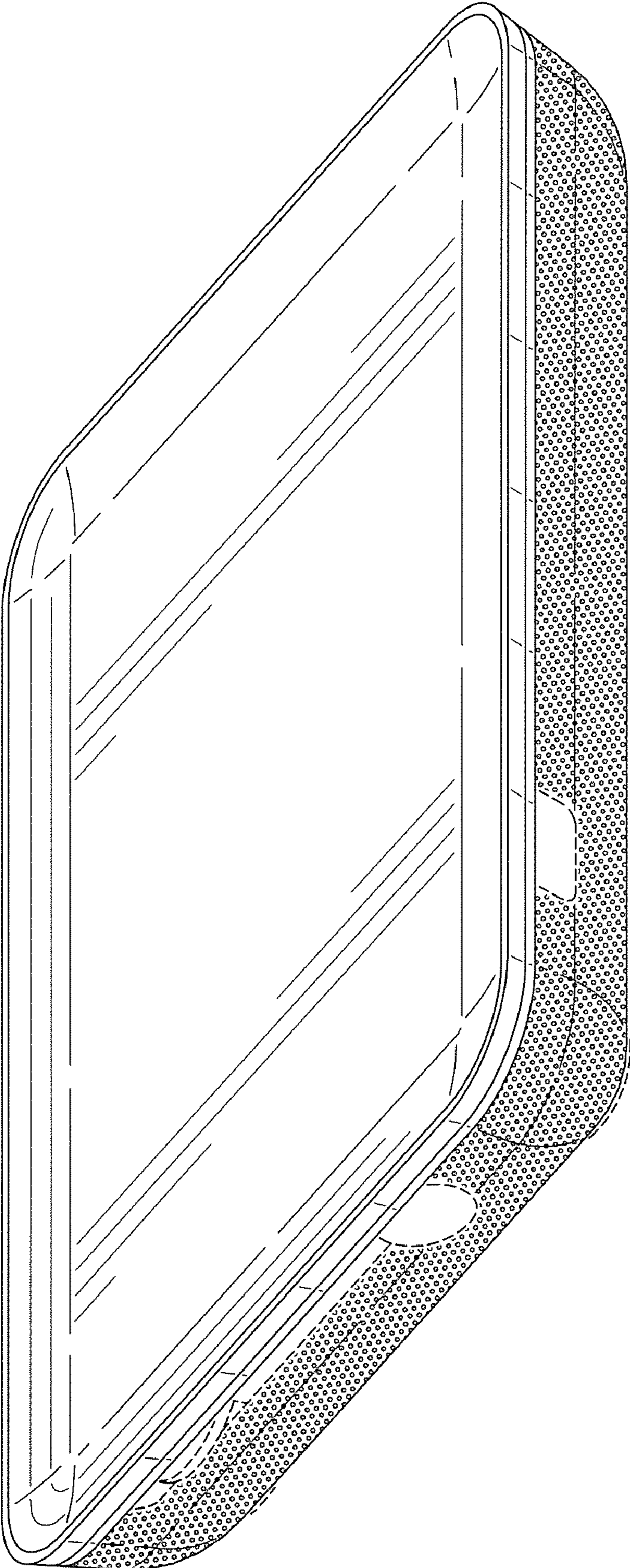


FIG. 2

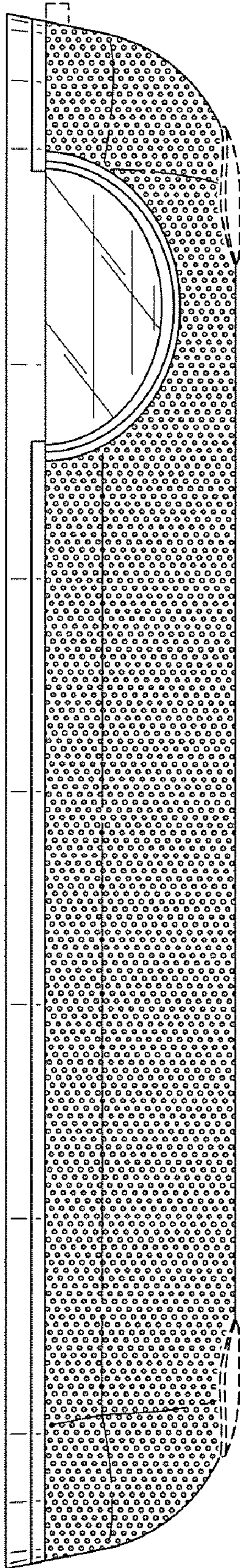


FIG. 3

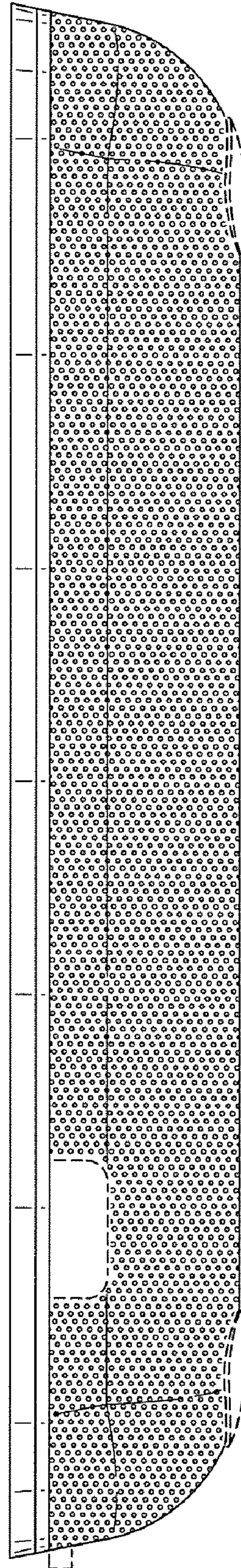


FIG. 4

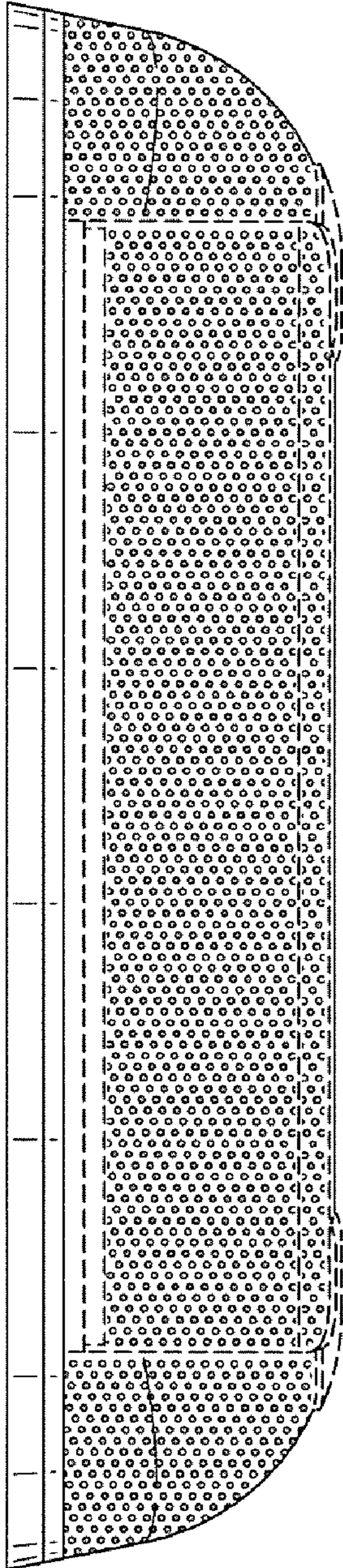


FIG. 5

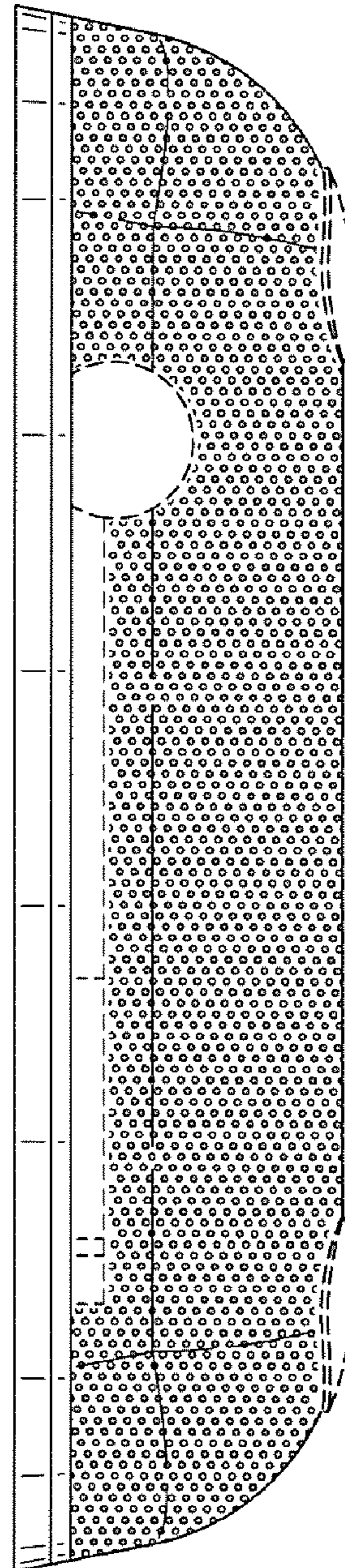


FIG. 6




FIG. 7

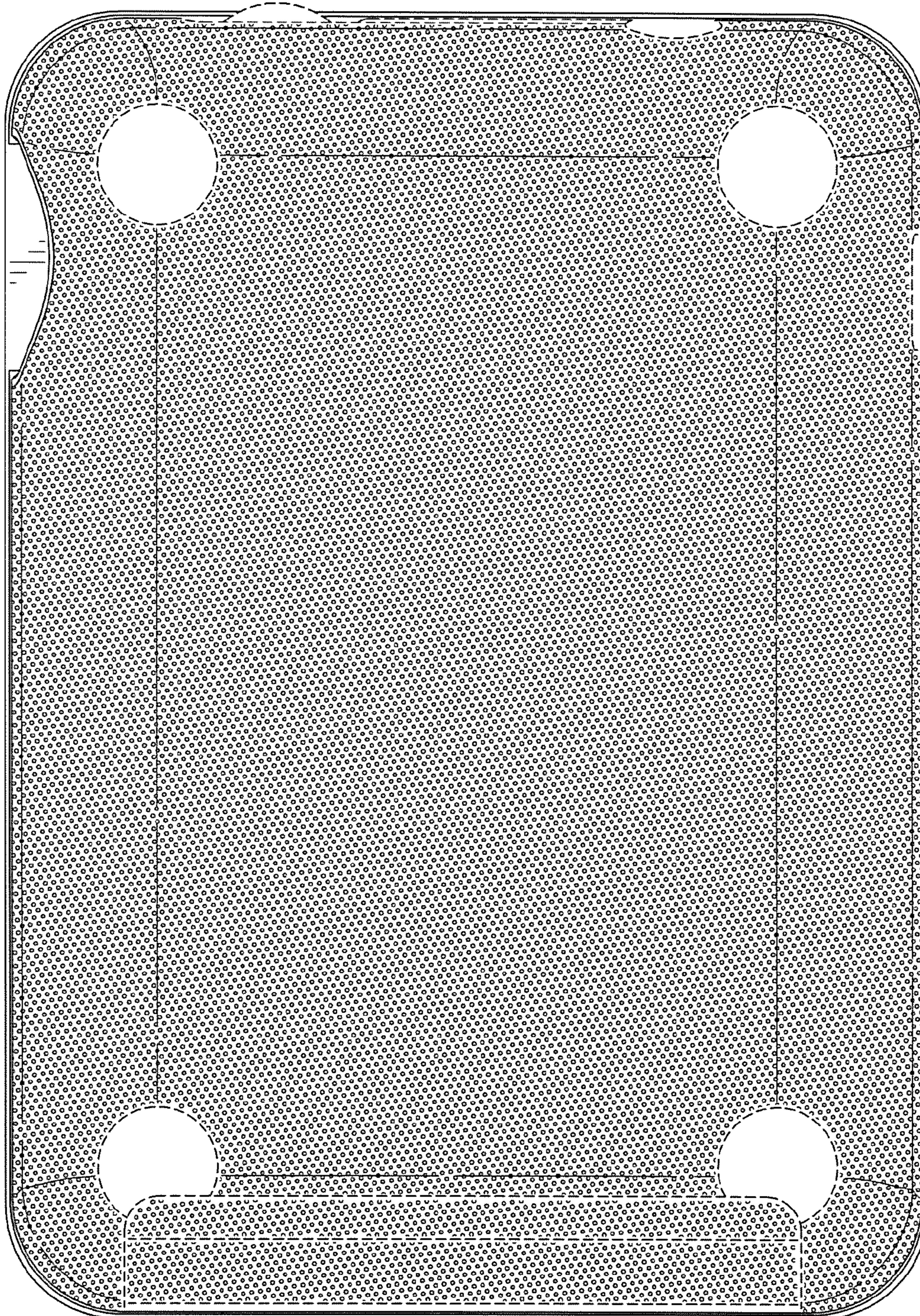


FIG. 8