



US00D679737S

(12) **United States Design Patent**  
**Soyama**

(10) **Patent No.:** **US D679,737 S**  
(45) **Date of Patent:** **\*\* Apr. 9, 2013**

(54) **PATTERNING TOOL**

(75) Inventor: **Masanobu Soyama**, Suita (JP)  
(73) Assignee: **Mitsuboshi Diamond Industrial Co., Ltd.**, Osaka (JP)

(\*\*) Term: **14 Years**

(21) Appl. No.: **29/377,977**

(22) Filed: **Oct. 28, 2010**

(30) **Foreign Application Priority Data**

Apr. 28, 2010 (JP) ..... 2010-010810  
Apr. 28, 2010 (JP) ..... 2010-010815

(51) **LOC (9) Cl.** ..... **15-09**

(52) **U.S. Cl.**  
USPC ..... **D15/139**

(58) **Field of Classification Search** ..... D8/71-74;  
D15/123, 127, 128, 129, 138, 139; D21/627,  
D21/630; 72/97; 83/13, 835; 219/6.12;  
269/240

See application file for complete search history.

(56) **References Cited**

U.S. PATENT DOCUMENTS

5,487,538 A \* 1/1996 Tibbet ..... 269/71  
5,595,377 A \* 1/1997 Tibbet ..... 269/71  
6,930,272 B1 \* 8/2005 Limano ..... 219/69.12  
D595,102 S \* 6/2009 Francis et al. .... D8/74

FOREIGN PATENT DOCUMENTS

JP 2002-094089 3/2002  
JP 2010-199242 9/2010

\* cited by examiner

*Primary Examiner* — Patricia Palasik

(74) *Attorney, Agent, or Firm* — Antonelli, Terry, Stout & Kraus, LLP.


(57) **CLAIM**

I claim the ornamental design for patterning tool, as shown and described.

**DESCRIPTION**

FIG. 1 is a perspective view of a patterning tool showing my new design;  
FIG. 2 is a left side view thereof;  
FIG. 3 is a front view thereof;  
FIG. 4 is a top view thereof;  
FIG. 5 is a bottom view thereof; and,  
FIG. 6 is a reference perspective view for illustrating the manner of use thereof.  
The broken lines in the drawings depict unclaimed environmental subject matter.

**1 Claim, 3 Drawing Sheets**






FIG. 1




FIG. 4



FIG. 5



FIG. 3




FIG. 2

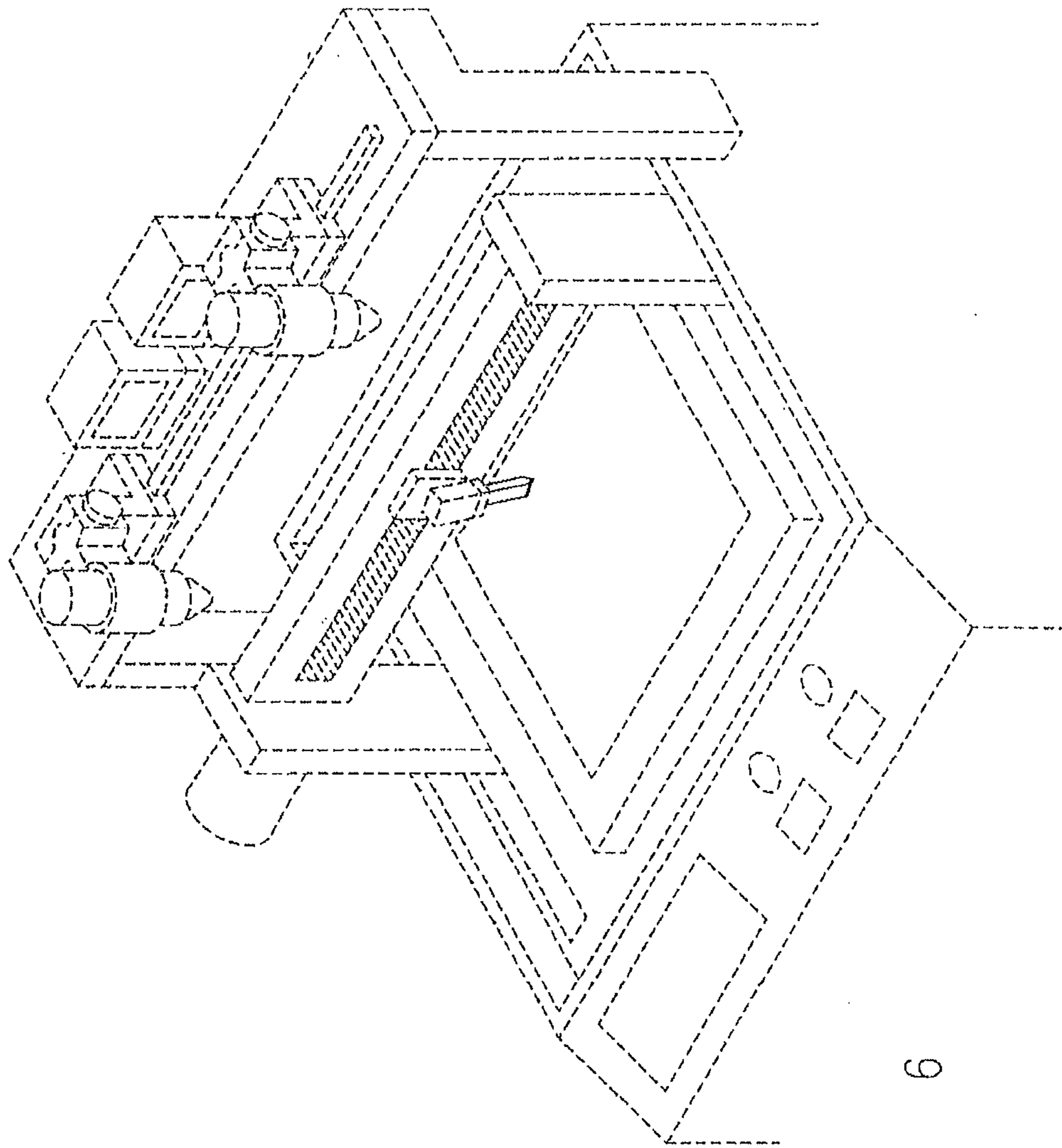


FIG. 6