



US00D679724S

(12) **United States Design Patent**  
**Tanghe et al.**

(10) **Patent No.:** **US D679,724 S**

(45) **Date of Patent:** **\*\* Apr. 9, 2013**

(54) **DISPLAY SCREEN WITH ANIMATED GRAPHICAL USER INTERFACE**

7,262,573 B2 \* 8/2007 Wang et al. .... 318/568.12  
D565,627 S \* 4/2008 Kase ..... D16/219

(Continued)

(75) Inventors: **Daryl Tanghe**, Seattle, WA (US);  
**Kieran Phelan**, Seattle, WA (US);  
**Jonathan Eric Gleasman**, Seattle, WA (US);  
**Samuel Moreau**, Bellevue, WA (US)

**OTHER PUBLICATIONS**

Handbook of Designs and Devices, by Clarence P. Hornung, Dover Publications, Inc., Mineola, NY, © 1959, pp. 166 and 167.\*

(73) Assignee: **Microsoft Corporation**, Redmond, WA (US)

(Continued)

(\*\*) Term: **14 Years**

*Primary Examiner* — Karen E Kearney

(21) Appl. No.: **29/410,272**

(74) *Attorney, Agent, or Firm* — Banner & Witcoff Ltd.

(22) Filed: **Jan. 6, 2012**

(51) **LOC (9) Cl.** ..... **14-04**

(52) **U.S. Cl.** ..... **D14/488; D14/489; D14/492**

(58) **Field of Classification Search** ..... D14/487-495;  
D20/10-12, 22-23, 25, 27-29, 31-32, 34-36;  
715/810, 825, 829-830, 834-837, 839-840,  
715/846-847

(57) **CLAIM**

The ornamental design for a display screen with animated graphical user interface, as shown and described.

See application file for complete search history.

**DESCRIPTION**

(56) **References Cited**

**U.S. PATENT DOCUMENTS**



D341,848	S	*	11/1993	Bigelow et al.	.....	D18/27
5,392,389	A	*	2/1995	Fleming	.....	715/769
5,406,307	A	*	4/1995	Hirayama et al.	.....	715/800
5,566,291	A		10/1996	Boulton et al.		
5,570,281	A	*	10/1996	Berry	.....	700/17
D384,052	S	*	9/1997	Kodosky	.....	D14/490
5,699,244	A	*	12/1997	Clark et al.	.....	702/2
D392,631	S	*	3/1998	Paterson	.....	D14/493
D394,853	S	*	6/1998	Levin et al.	.....	D14/489
D397,331	S		8/1998	Ryan		
D397,332	S		8/1998	Ryan		
5,892,507	A	*	4/1999	Moorby et al.	.....	715/205
5,898,434	A		4/1999	Small et al.		
6,281,895	B1	*	8/2001	Jeong	.....	715/810
D450,711	S	*	11/2001	Istvan et al.	.....	D14/486
D471,227	S	*	3/2003	Gray	.....	D18/27
D500,049	S	*	12/2004	Porat et al.	.....	D14/486
D508,057	S	*	8/2005	Stabb	.....	D14/489
D522,015	S	*	5/2006	Cummins et al.	.....	D14/487
D545,837	S	*	7/2007	Haldimann et al.	.....	D14/491
D545,838	S	*	7/2007	Haldimann et al.	.....	D14/491

FIG. 1 is a front view of the first image in a sequence for a display screen with animated graphical user interface showing our new design;  
FIG. 2 is the second image thereof;  
FIG. 3 is the third image thereof;  
FIG. 4 is the fourth image thereof;  
FIG. 5 is the fifth image thereof;  
FIG. 6 is the sixth image thereof;  
FIG. 7 is the seventh image thereof;  
FIG. 8 is the eighth image thereof;  
FIG. 9 is the ninth image thereof;  
FIG. 10 is the tenth image thereof;  
FIG. 11 is the eleventh image thereof; and,  
FIG. 12 is the twelfth image thereof.

The broken line showings of the display screen and the remainder of the graphical user interface are for the purpose of illustrating environmental structure and portions of the display screen with animated graphical user interface and form no part of the claimed design.

The appearance of the transitional image sequentially transitions between the images shown in FIGS. 1-12. The process or period in which one image transitions to another image forms no part of the claimed design.

**1 Claim, 12 Drawing Sheets**



# US D679,724 S

Page 2

## U.S. PATENT DOCUMENTS

7,363,591 B2 \* 4/2008 Goldthwaite et al. .... 715/763  
D586,355 S \* 2/2009 Mori et al. .... D14/486  
D590,416 S 4/2009 Kochackis  
D590,418 S \* 4/2009 Barcheck et al. .... D14/495  
D592,223 S \* 5/2009 Neuhaus ..... D14/491  
D593,123 S \* 5/2009 Danton ..... D14/489  
D595,312 S \* 6/2009 Niiijima ..... D14/492  
7,581,195 B2 \* 8/2009 Sciammarella et al. .... 715/838  
D599,362 S \* 9/2009 Danton ..... D14/485  
D599,811 S \* 9/2009 Watanabe et al. .... D14/486  
7,603,628 B2 10/2009 Park et al.  
7,634,739 B2 \* 12/2009 McCrossan et al. .... 715/810  
D613,750 S \* 4/2010 Truelove et al. .... D14/492  
7,752,560 B2 \* 7/2010 Bailey et al. .... 715/764  
D627,363 S 11/2010 Lew  
D628,584 S \* 12/2010 Umezawa ..... D14/489  
D637,605 S \* 5/2011 Brinda ..... D14/488  
D640,272 S \* 6/2011 Arnold et al. .... D14/487  
7,966,575 B1 \* 6/2011 Jetha et al. .... 715/817  
D645,469 S \* 9/2011 Gardner et al. .... D14/488  
D648,345 S 11/2011 Arnold et al.  
8,120,596 B2 \* 2/2012 Popovich et al. .... 345/178  
8,146,016 B2 \* 3/2012 Himberger et al. .... 715/825  
D658,204 S \* 4/2012 Jones ..... D14/492  
D663,740 S \* 7/2012 Gleasman et al. .... D14/486  
D664,552 S \* 7/2012 Gleasman et al. .... D14/486  
D664,553 S \* 7/2012 Gleasman et al. .... D14/486  
D664,555 S \* 7/2012 Gleasman et al. .... D14/487

8,325,214 B2 \* 12/2012 Hildreth ..... 348/14.03  
2004/0100479 A1 5/2004 Nakano et al.  
2004/0268259 A1 \* 12/2004 Rockey et al. .... 715/708  
2005/0086611 A1 \* 4/2005 Takabe et al. .... 715/823  
2005/0229113 A1 \* 10/2005 Martineau et al. .... 715/822  
2008/0215240 A1 9/2008 Howard et al.  
2010/0005419 A1 \* 1/2010 Miichi et al. .... 715/828  
2010/0017734 A1 \* 1/2010 Cummins et al. .... 715/769  
2010/0058216 A1 \* 3/2010 Yoon et al. .... 715/769  
2011/0083103 A1 4/2011 Shim et al.  
2011/0154263 A1 \* 6/2011 Roulliere ..... 715/830  
2011/0169748 A1 \* 7/2011 Tse et al. .... 345/173  
2011/0237308 A1 \* 9/2011 Jung et al. .... 455/566  
2011/0283234 A1 \* 11/2011 Takaki ..... 715/825

## OTHER PUBLICATIONS

Logo Lounge, by Bill Gardner and Catharine Fishel, Rockport Publishers, Gloucester, MA © 2003, p. 277.\*  
Trademarks & Symbols vol. 1: Alphabetical Designs, by Yasaburo Kuwayama, Van Nostrand Reinhold Company, New York, NY, © 1973, p. 46.\*  
Trademarks & Symbols vol. 2: Symbolical Designs, by Yasaburo Kuwayama, Van Nostrand Reinhold Company, New York, NY, © 1973, p. 143.\*  
Symbol Source Book, by Henry Dreyfuss, Van Nostrand Reinhold Company, New York, NY, © 1972, pp. 22, 98, and 199.\*

\* cited by examiner




FIG. 1




FIG. 2




FIG. 3




FIG. 4




FIG. 5




FIG. 6






FIG. 7




FIG. 8




FIG. 9




FIG. 10




FIG. 11




FIG. 12