



US00D679702S

(12) **United States Design Patent**
Kubota et al.

(10) **Patent No.:** **US D679,702 S**
(45) **Date of Patent:** **** Apr. 9, 2013**

(54) **COMPUTER**

(75) Inventors: **Yuuki Kubota**, Tokyo (JP); **Kirio Masui**, Tokyo (JP)

(73) Assignee: **Sony Corporation**, Tokyo (JP)

(**) Term: **14 Years**

(21) Appl. No.: **29/371,657**

(22) Filed: **Jun. 27, 2011**

(30) **Foreign Application Priority Data**

Dec. 27, 2010	(JP)	D2010-031180
Dec. 27, 2010	(JP)	D2010-031181
Dec. 28, 2010	(JP)	D2010-031470
Dec. 28, 2010	(JP)	D2010-031471
Dec. 28, 2010	(JP)	D2010-031472
Dec. 28, 2010	(JP)	D2010-031473
Dec. 28, 2010	(JP)	D2010-031474
Dec. 28, 2010	(JP)	D2010-031475
Dec. 28, 2010	(JP)	D2010-031476
Dec. 28, 2010	(JP)	D2010-031494

(51) **LOC (9) Cl.** **14-02**

(52) **U.S. Cl.** **D14/315**

(58) **Field of Classification Search** D14/315-328;
D18/1, 2, 7, 11; 235/145 A, 145 R; 341/22,
341/23; 345/104, 156, 168, 169, 173, 87,
345/901-905; 361/679.08-679.18, 679.27;
400/486, 489

See application file for complete search history.

(56) **References Cited**

U.S. PATENT DOCUMENTS

D467,915	S	12/2002	Wada	
6,519,139	B2 *	2/2003	Kambayashi 361/679.09
D478,332	S	8/2003	Wada	
D559,245	S *	1/2008	Iseki D14/318
D559,247	S *	1/2008	Kawase D14/318
D581,410	S *	11/2008	Kumano D14/318
2005/0018396	A1 *	1/2005	Nakajima et al. 361/683
2005/0041378	A1 *	2/2005	Hamada et al. 361/680

* cited by examiner

Primary Examiner — Freda S Nunn

(74) *Attorney, Agent, or Firm* — Rader, Fishman & Grauer PLLC

(57) **CLAIM**

The ornamental design for a computer, as shown and described.

DESCRIPTION

FIG. 1 is a perspective view of a computer showing our new design;

FIG. 2 is a front elevational view thereof;


FIG. 3 is a right side elevational view thereof;

FIG. 4 is a top plan view thereof; and,

FIG. 5 is a bottom plan view thereof.

The single dot-dash lines shown immediately adjacent to the shaded areas in the figures define the boundaries of the claimed design, while all other broken lines are directed to environment and form no part of the claimed design.

1 Claim, 5 Drawing Sheets



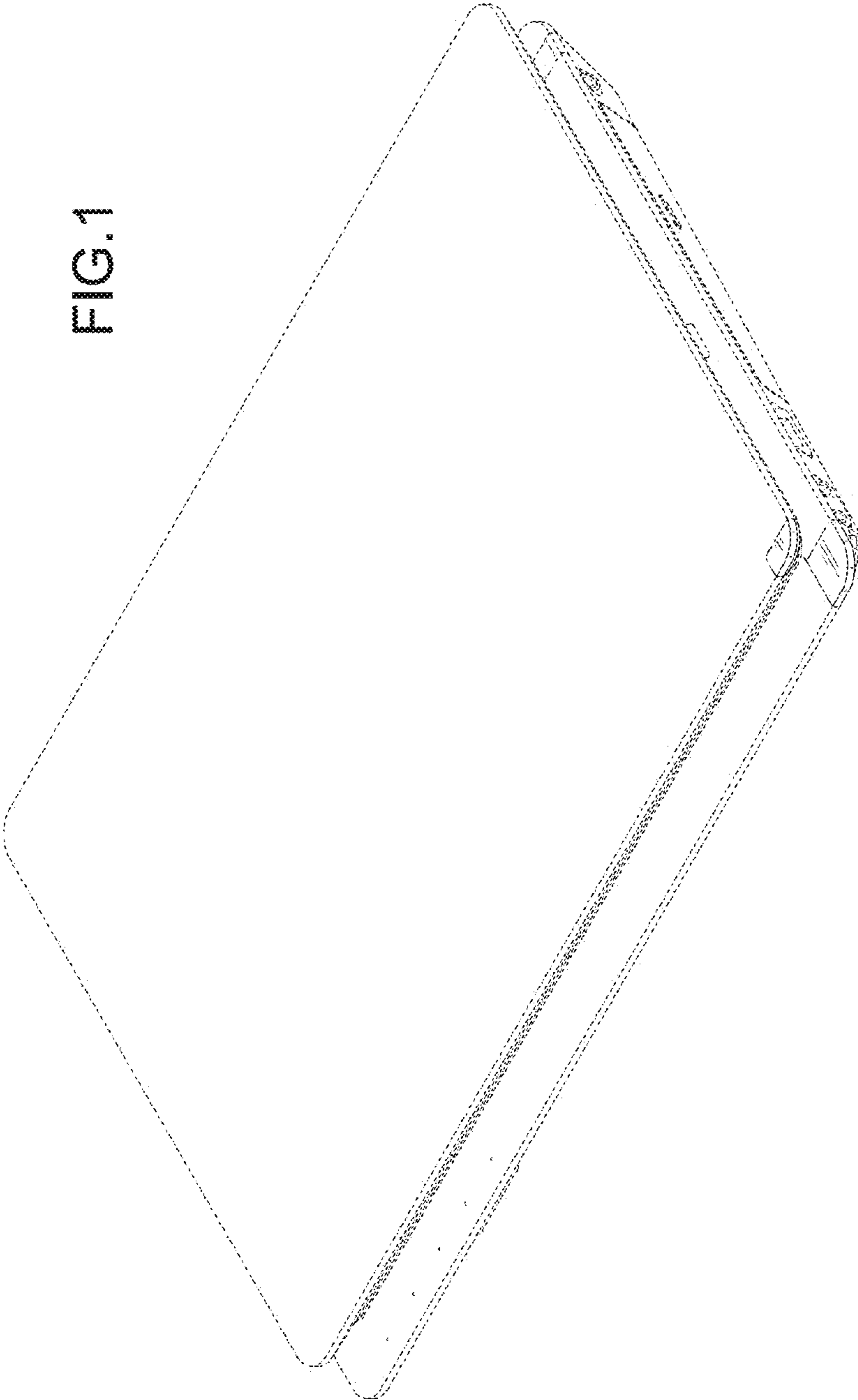


FIG.1

FIG. 2

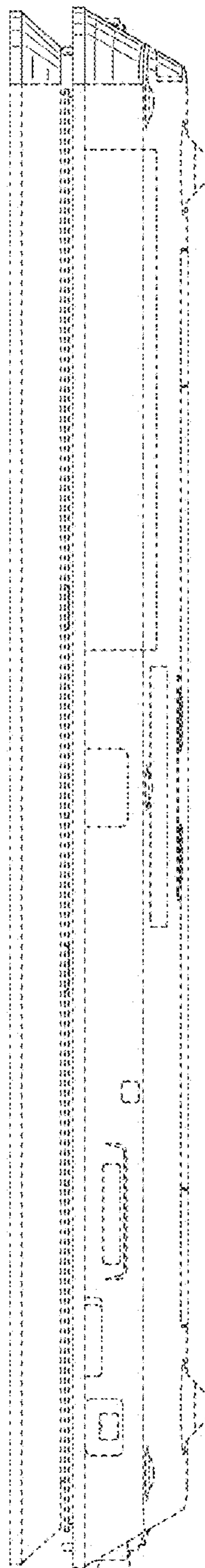


FIG.3




FIG.4




FIG. 5

