



US00D679696S

(12) **United States Design Patent**
Murchison et al.

(10) **Patent No.:** **US D679,696 S**

(45) **Date of Patent:** **** Apr. 9, 2013**

- (54) **ELECTRONIC DEVICE SHELL**
- (75) Inventors: **Ian James Murchison**, Toronto (CA);
Anders Fahrendorff, Ottawa (CA)
- (73) Assignee: **Research In Motion Limited**, Waterloo,
Ontario (CA)

(**) Term: **14 Years**

(21) Appl. No.: **29/414,412**

(22) Filed: **Feb. 28, 2012**

(51) **LOC (9) Cl.** **14-03**

(52) **U.S. Cl.** **D14/250**

(58) **Field of Classification Search** D14/250–253,
D14/440, 203.3–203.7, 217, 496, 248, 238.1,
D14/240, 447; D3/201, 218, 269, 301, 273,
D3/303, 103, 247; D13/103, 107–108, 119;
220/4.02; 248/309.1, 371, 176.3, 668; 361/679.56,
361/679.3, 679.25, 816; 379/426, 433.11,
379/455; 455/575.1, 575.8; 206/305, 320;
345/173

See application file for complete search history.

(56) **References Cited**

U.S. PATENT DOCUMENTS

- D543,541 S * 5/2007 Chung et al. D3/269
- D551,653 S * 9/2007 Nohara D14/167
- D593,750 S * 6/2009 Song D3/269
- D603,603 S * 11/2009 Laine et al. D3/218
- D609,226 S * 2/2010 Hofer et al. D14/248
- D609,464 S * 2/2010 Bullen D3/218
- D614,179 S * 4/2010 Behar et al. D14/248
- D616,360 S * 5/2010 Huang D13/103
- D620,931 S * 8/2010 Opman D14/250

- D625,303 S * 10/2010 Kim D14/250
- D652,828 S * 1/2012 Fahrendorff et al. D14/250
- D653,248 S * 1/2012 Fahrendorff et al. D14/250
- D653,249 S * 1/2012 Fahrendorff et al. D14/250
- D653,657 S * 2/2012 Fahrendorff et al. D14/250
- D653,659 S * 2/2012 Fahrendorff et al. D14/250
- D654,069 S * 2/2012 Kwon et al. D14/250
- D662,928 S * 7/2012 Fahrendorff et al. D14/250
- 8,297,440 B2 * 10/2012 Schmidt et al. 206/320

OTHER PUBLICATIONS

S Line TPU Gel Mobile Case Silicone Clear FOR BlackBerry Curve 9320, <URL:http://www.topamart.com/s-line-tpu-gel-mobile-case-silicone-clear-for-blackberry-curve-9320-phoneblue-p-11291.html>, retrieved from internet on Dec. 3, 2012.*

* cited by examiner

Primary Examiner — Carla Jobe Wright

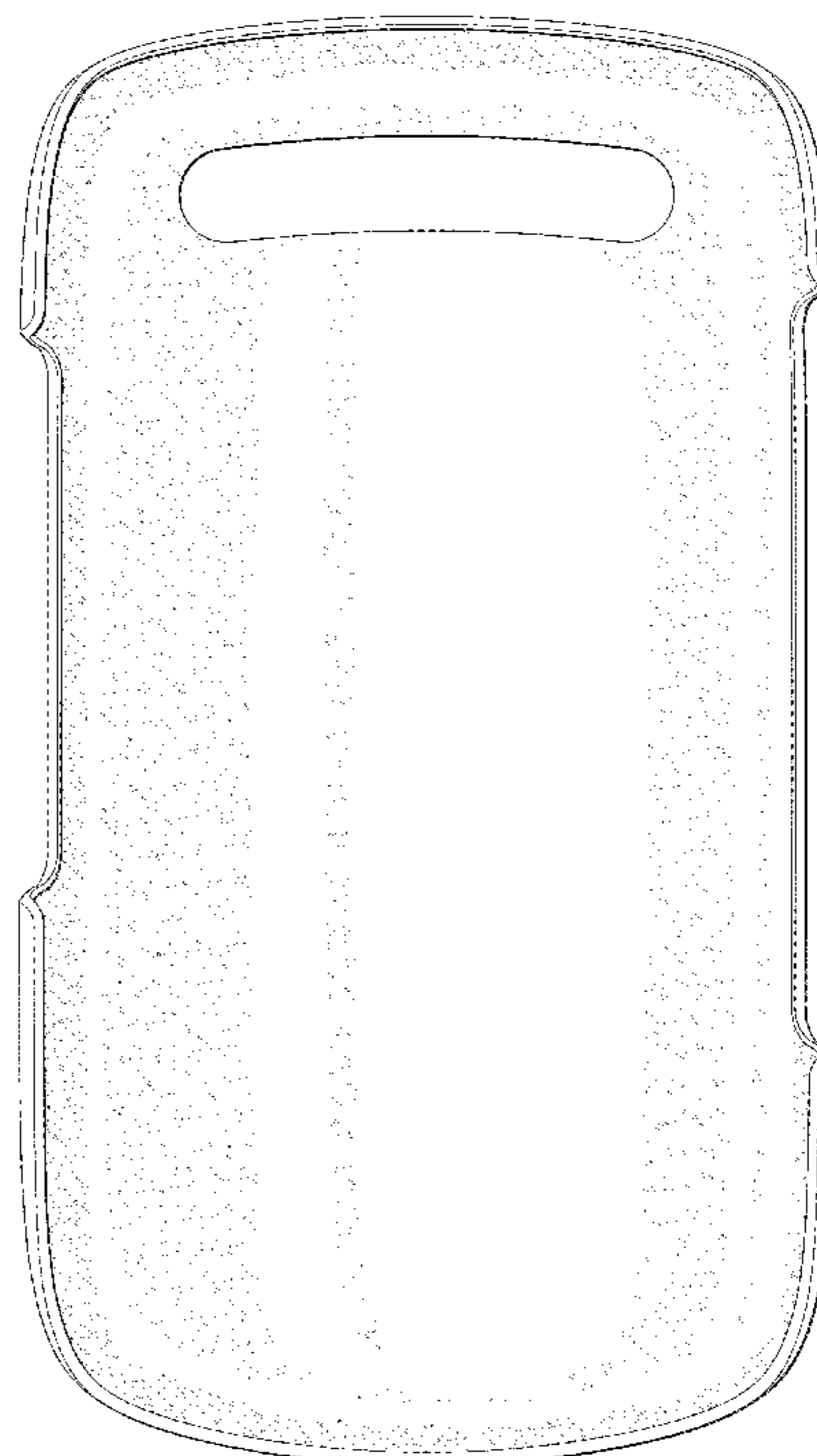

(57) **CLAIM**

We claim the ornamental design for an electronic device shell, as shown and described.

DESCRIPTION

FIG. 1 is a back perspective view of an electronic device shell; FIG. 2 is a back elevational view of the electronic device shell; FIG. 3 is a front elevational view thereof; FIG. 4 is a right elevational view thereof; FIG. 5 is a left elevational view thereof; FIG. 6 is a top plan view thereof; and, FIG. 7 is a bottom plan view thereof.

1 Claim, 5 Drawing Sheets



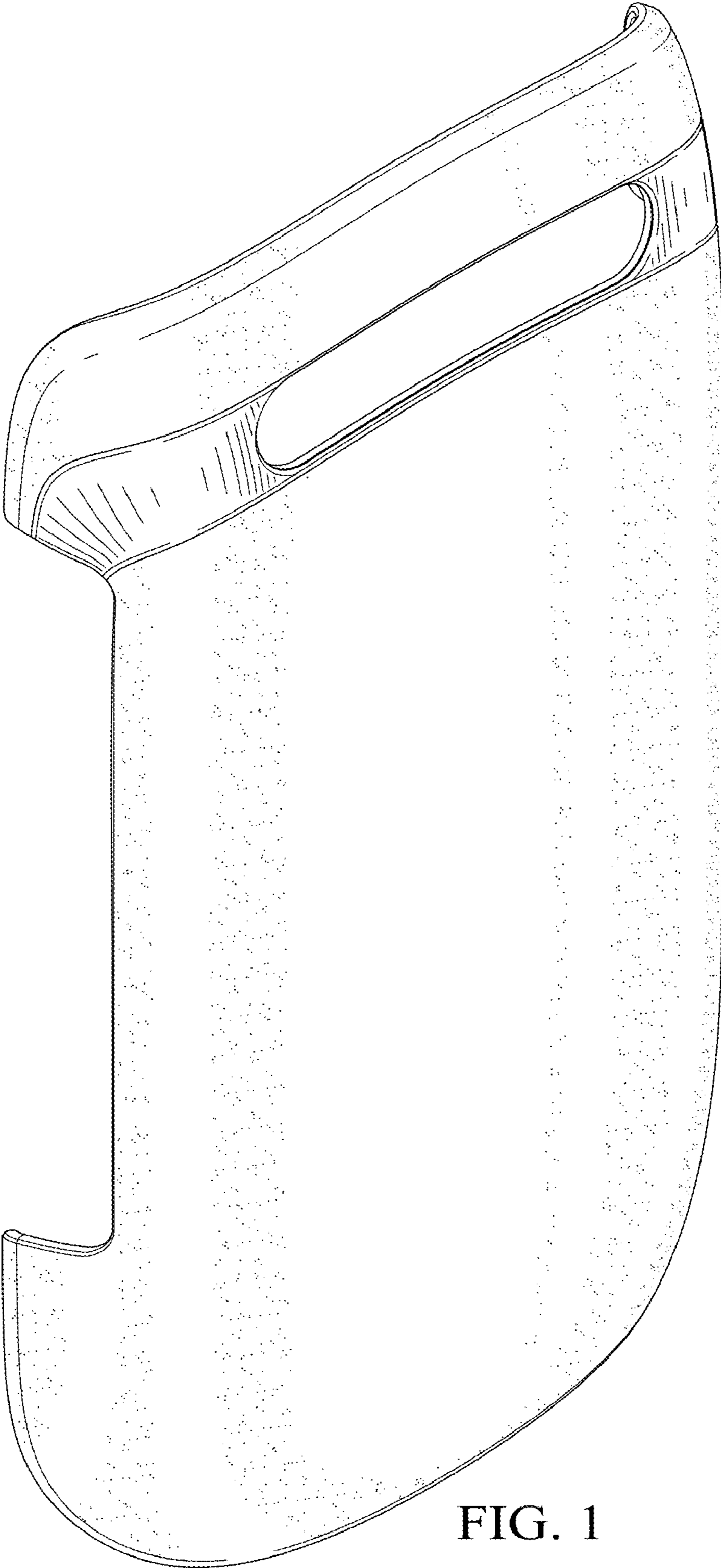


FIG. 1




FIG. 2




FIG. 3




FIG. 4




FIG. 5

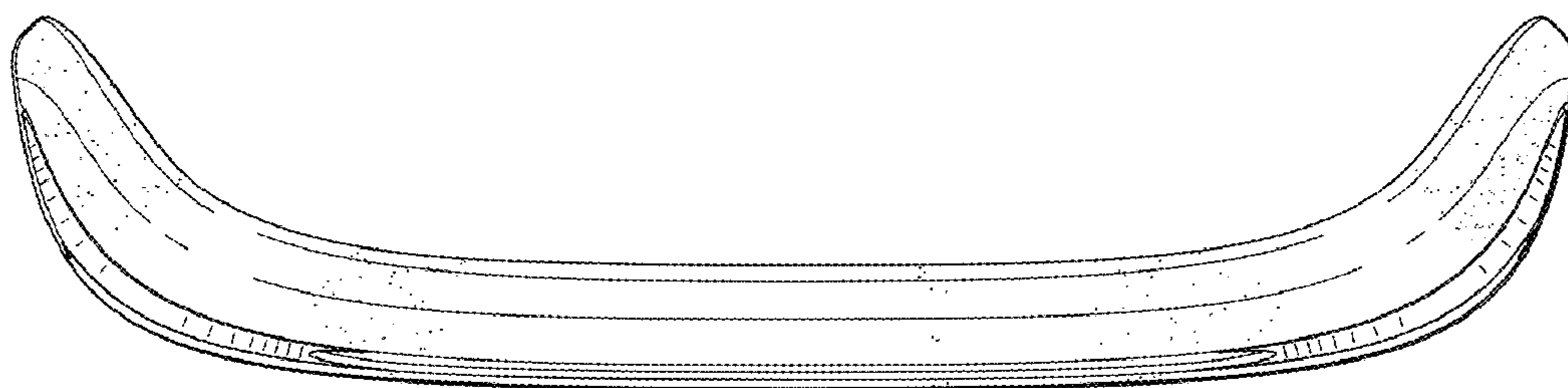


FIG. 6

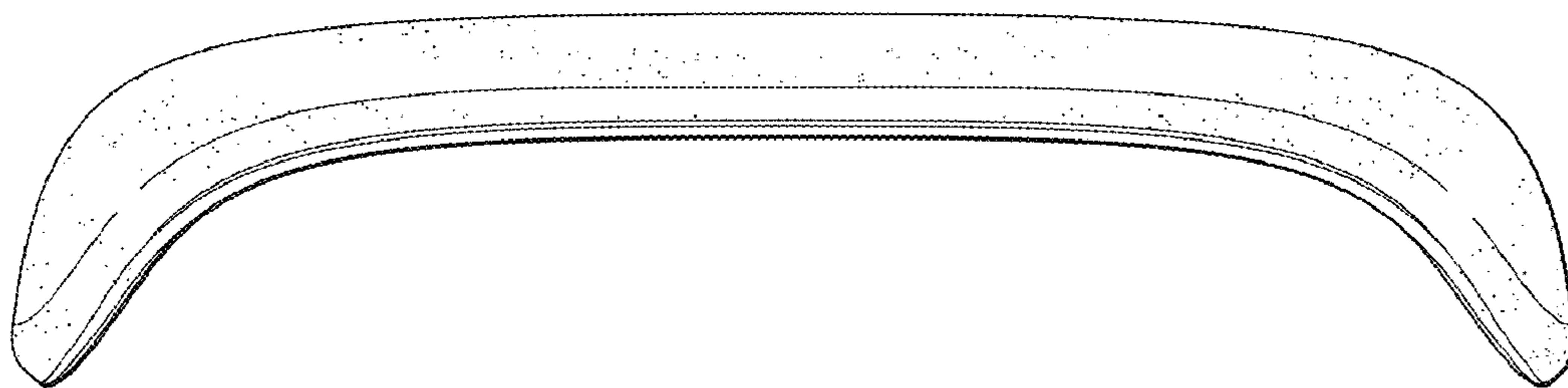


FIG. 7