



US00D679695S

(12) **United States Design Patent**
Fahrendorff et al.

(10) **Patent No.:** **US D679,695 S**
(45) **Date of Patent:** **** Apr. 9, 2013**

(54) **HANDHELD ELECTRONIC DEVICE SHELL**

(75) Inventors: **Anders Fahrendorff**, Ottawa (CA); **Ian James Murchison**, Toronto (CA); **Todd Nelson Sinclair**, Ottawa (CA)

(73) Assignee: **Research In Motion Limited**, Waterloo, Ontario (CA)

(**) Term: **14 Years**

(21) Appl. No.: **29/405,539**

(22) Filed: **Nov. 3, 2011**

(51) **LOC (9) Cl.** **14-03**

(52) **U.S. Cl.** **D14/250**

(58) **Field of Classification Search** D14/250–253,
D14/440, 203.3–203.7, 217, 496, 248, 238.1,
D14/240, 447; D3/201, 218, 269, 301, 273,
D3/303, 103, 247; D13/103, 107–108, 119;
220/4.02; 248/309.1, 371, 176.3, 668; 361/679.56,
361/679.3, 679.25, 816; 379/426, 433.11,
379/455; 455/575.1, 575.8; 206/305, 320;
345/173

See application file for complete search history.

(56) **References Cited**

U.S. PATENT DOCUMENTS

D519,121 S * 4/2006 Zamanian D14/447
D565,290 S * 4/2008 Brandenburg et al. D3/218

D574,819 S * 8/2008 Andre et al. D3/269
D577,904 S * 10/2008 Sasaki D3/201
D593,750 S * 6/2009 Song D3/269
D620,931 S * 8/2010 Opman D14/250
D623,180 S * 9/2010 Diebel D14/250
D625,303 S * 10/2010 Kim D14/250
D649,539 S * 11/2011 Hong D14/250
D659,132 S * 5/2012 Wen D14/250
D662,928 S * 7/2012 Fahrendorff et al. D14/250
D662,929 S * 7/2012 Fahrendorff et al. D14/250
8,286,789 B2 * 10/2012 Wilson et al. 206/320

* cited by examiner

Primary Examiner — Carla Jobe Wright

(57) **CLAIM**

We claim the ornamental design for a handheld electronic device shell, as shown and described.

DESCRIPTION

FIG. 1 is a back perspective view of a handheld electronic device shell;

FIG. 2 is a back elevational view of the handheld electronic device shell;

FIG. 3 is a front elevational view thereof;


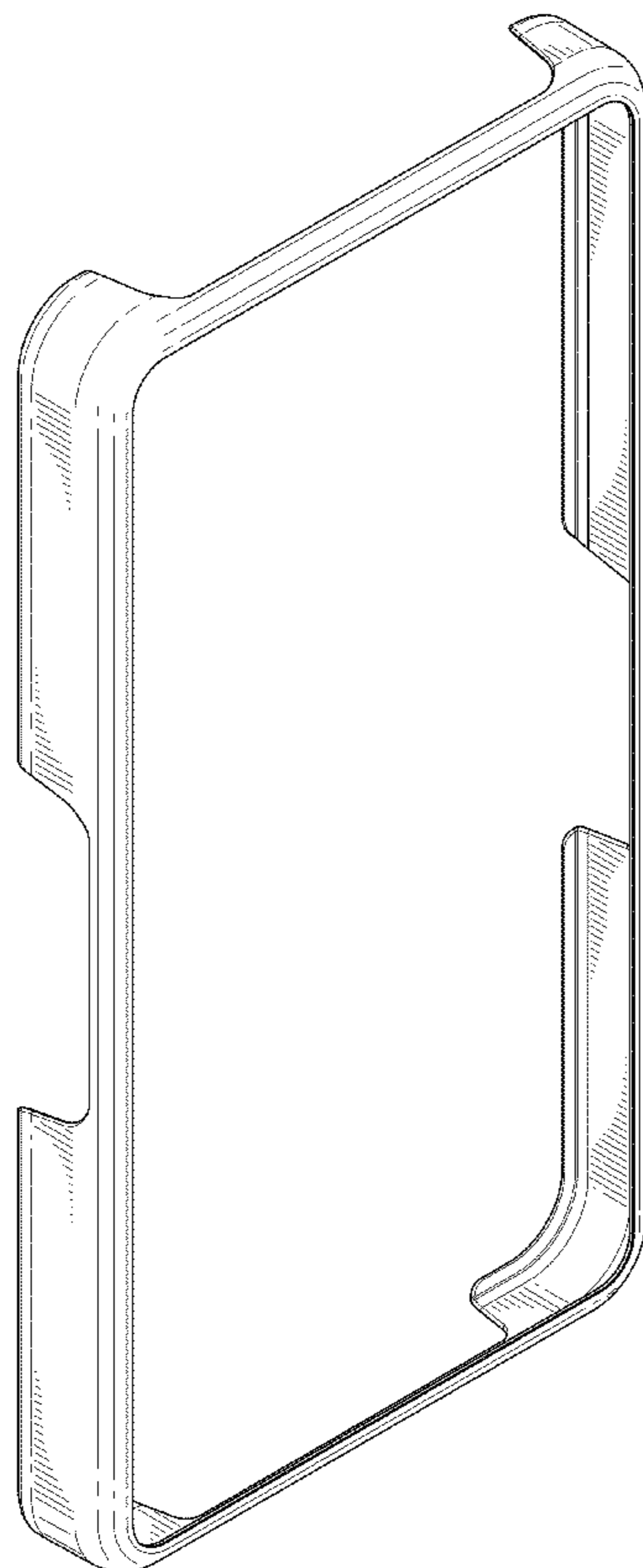
FIG. 4 is a right elevational view thereof;

FIG. 5 is a left elevational view thereof;

FIG. 6 is a top plan view thereof; and,

FIG. 7 is a bottom plan view thereof.

1 Claim, 5 Drawing Sheets



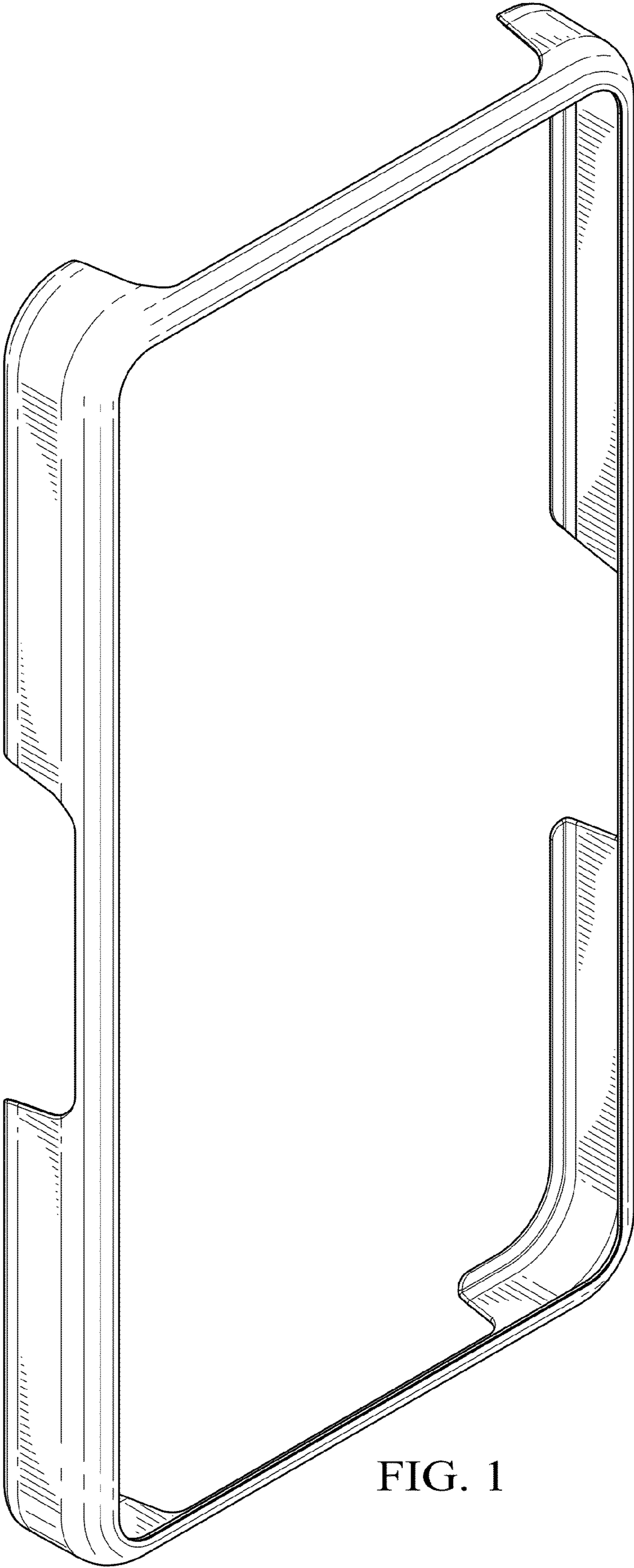


FIG. 1




FIG. 2




FIG. 3

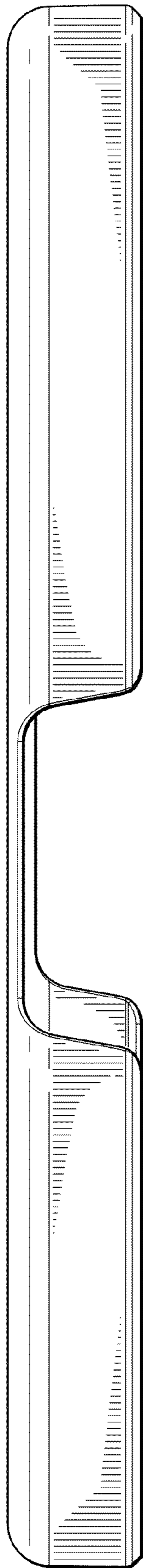


FIG. 4

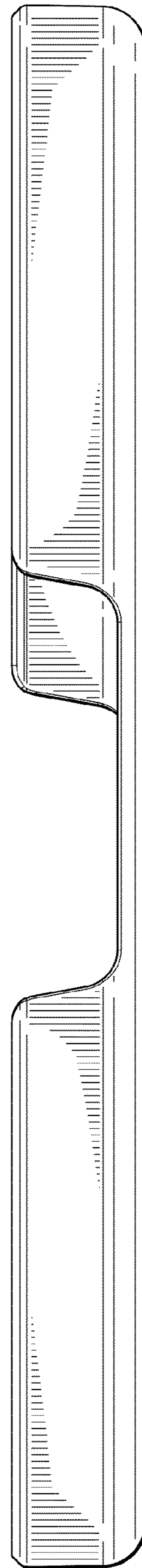


FIG. 5

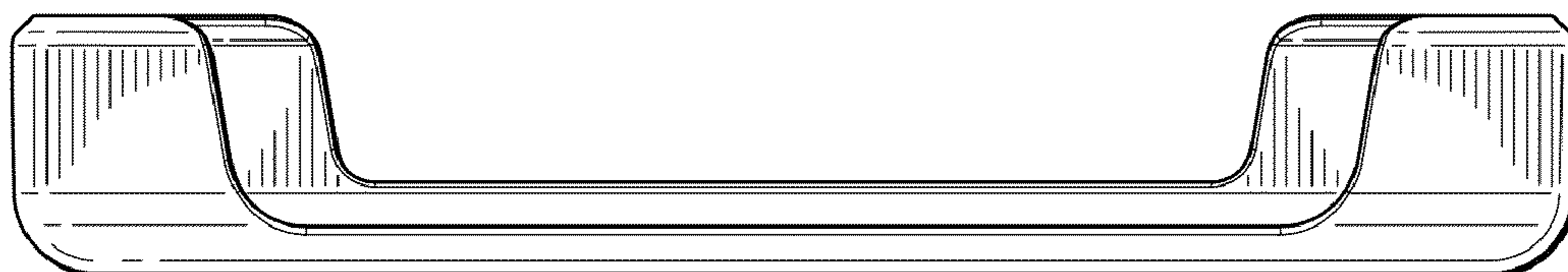


FIG. 6

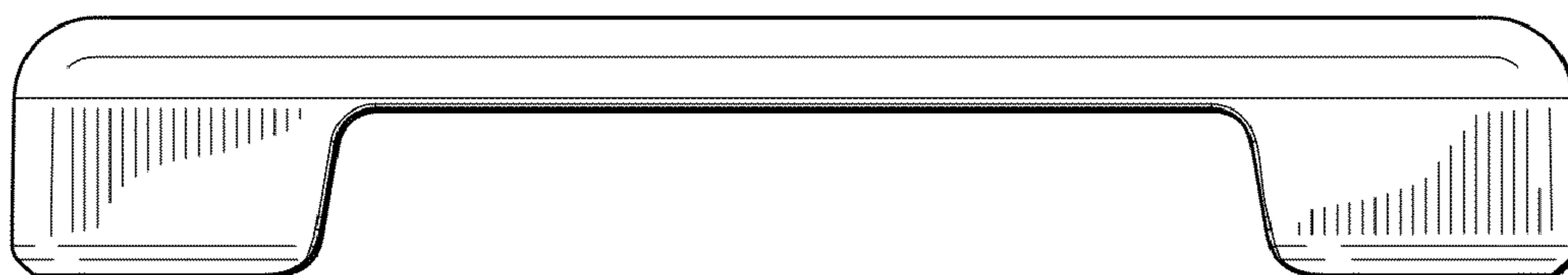


FIG. 7