



US00D679692S

(12) **United States Design Patent**
Fahrendorff et al.

(10) **Patent No.:** **US D679,692 S**
(45) **Date of Patent:** **** Apr. 9, 2013**

- (54) **ELECTRONIC DEVICE SHELL**
- (75) Inventors: **Anders Fahrendorff**, Ottawa (CA); **Ian James Murchison**, Toronto (CA); **Todd Andrew Wood**, Toronto (CA); **Michael Xingyi Yu**, Waterloo (CA); **Shannon Tyler Moore**, Waterloo (CA)
- (73) Assignee: **Research In Motion Limited**, Waterloo, Ontario (CA)

(**) Term: **14 Years**

(21) Appl. No.: **29/402,084**

(22) Filed: **Sep. 20, 2011**

(51) **LOC (9) Cl.** **14-03**

(52) **U.S. Cl.** **D14/250**

(58) **Field of Classification Search** D14/250–253,
D14/440, 203.3–203.7, 217, 496, 248, 238.1,
D14/240, 447; D3/201, 218, 269, 301, 273,
D3/303, 103, 247; D13/103, 107–108, 119;
220/4.02; 248/309.1, 371, 176.3, 668; 361/679.56,
361/679.3, 679.25, 816; 379/426, 433.11,
379/455; 455/575.1, 575.8; 206/305, 320;
345/173

See application file for complete search history.

(56) **References Cited**

U.S. PATENT DOCUMENTS

D603,603	S	*	11/2009	Laine et al.	D3/218
D606,528	S	*	12/2009	Khan et al.	D14/250
D606,531	S	*	12/2009	Ferrari et al.	D14/250
D607,445	S	*	1/2010	Ferrari et al.	D14/250
D618,231	S	*	6/2010	Fahrendorff et al.	D14/250
D619,573	S	*	7/2010	Khan et al.	D14/250

D631,877	S	*	2/2011	Rak et al.	D14/250
D638,007	S	*	5/2011	Chang	D14/250
D638,410	S	*	5/2011	Khan et al.	D14/250
D641,012	S	*	7/2011	Fahrendorff et al.	D14/250
D648,717	S	*	11/2011	Fahrendorff et al.	D14/250
D652,827	S	*	1/2012	Fahrendorff et al.	D14/250
D655,287	S	*	3/2012	de Jong et al.	D14/341
D658,643	S	*	5/2012	Fahrendorff et al.	D14/250
D663,295	S	*	7/2012	Fahrendorff et al.	D14/250
D663,297	S	*	7/2012	de Jong et al.	D14/341
8,286,789	B2	*	10/2012	Wilson et al.	206/320

OTHER PUBLICATIONS

Rubberized Hard Shell Case w/ Holster for BlackBerry Torch 9800 9810, <URL:http://www.daydeal.com/product.php?productid=61932>, retrieved from internet on Dec. 3, 2012.*

* cited by examiner

Primary Examiner — Carla Jobe Wright

(57) **CLAIM**

We claim the ornamental design for an electronic device shell, as shown and described.

DESCRIPTION

FIG. 1 is a front perspective view of an electronic device shell; FIG. 2 is a back perspective view of the electronic device shell;

FIG. 3 is a front elevational view thereof;

FIG. 4 is a back elevational view thereof;


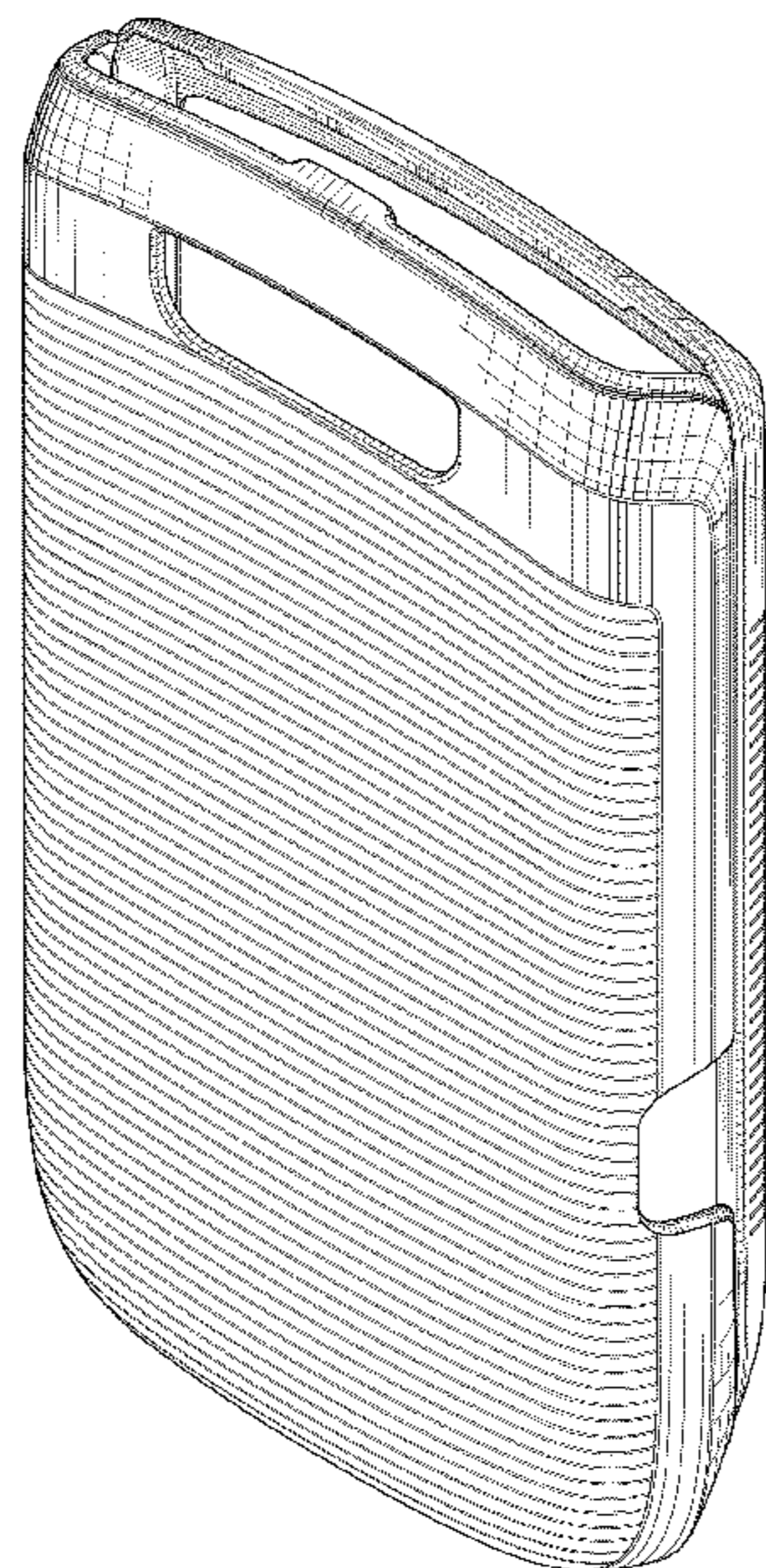
FIG. 5 is a right elevational view thereof;

FIG. 6 is a left elevational view thereof;

FIG. 7 is a top plan view thereof; and,

FIG. 8 is a bottom plan view thereof.

1 Claim, 6 Drawing Sheets



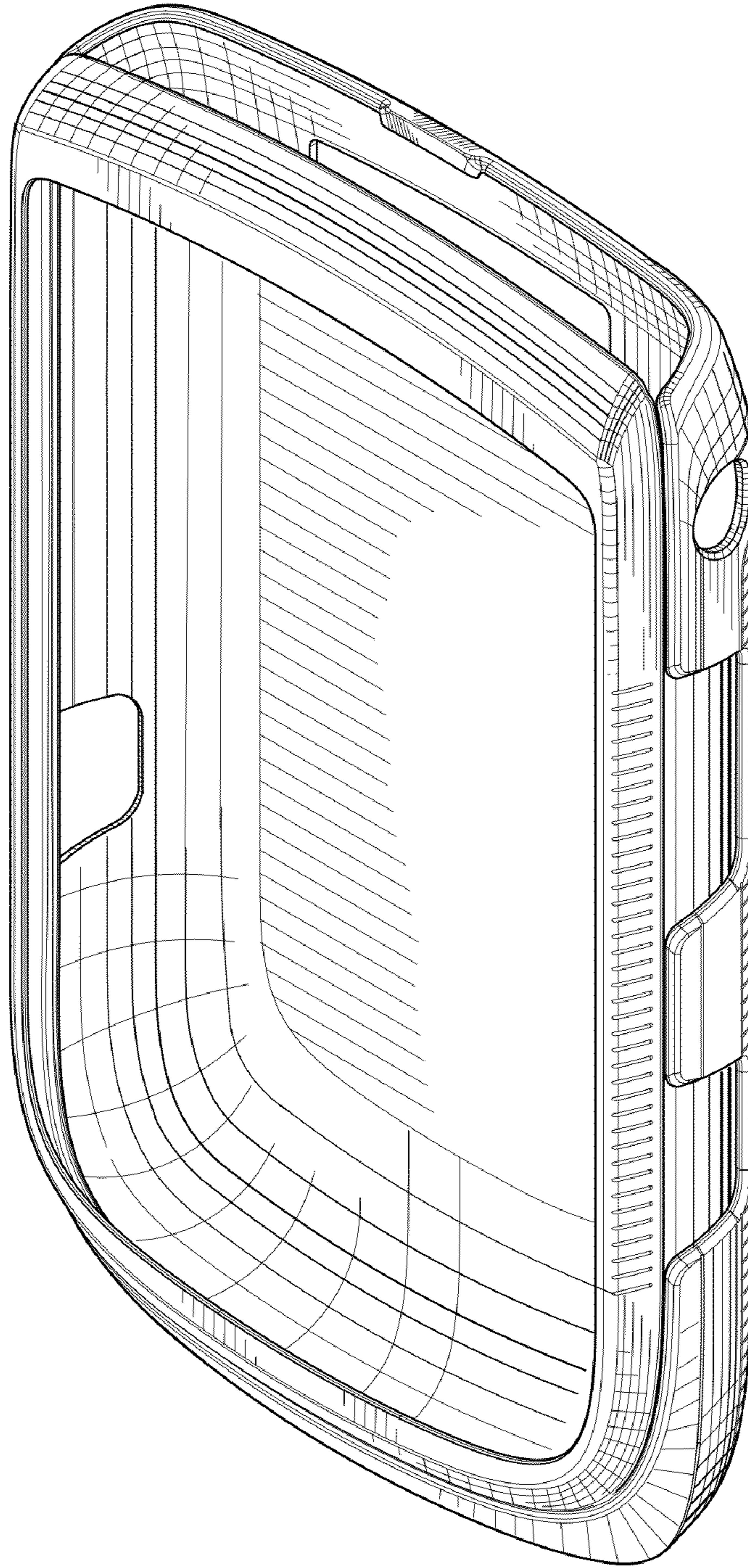


FIG.1

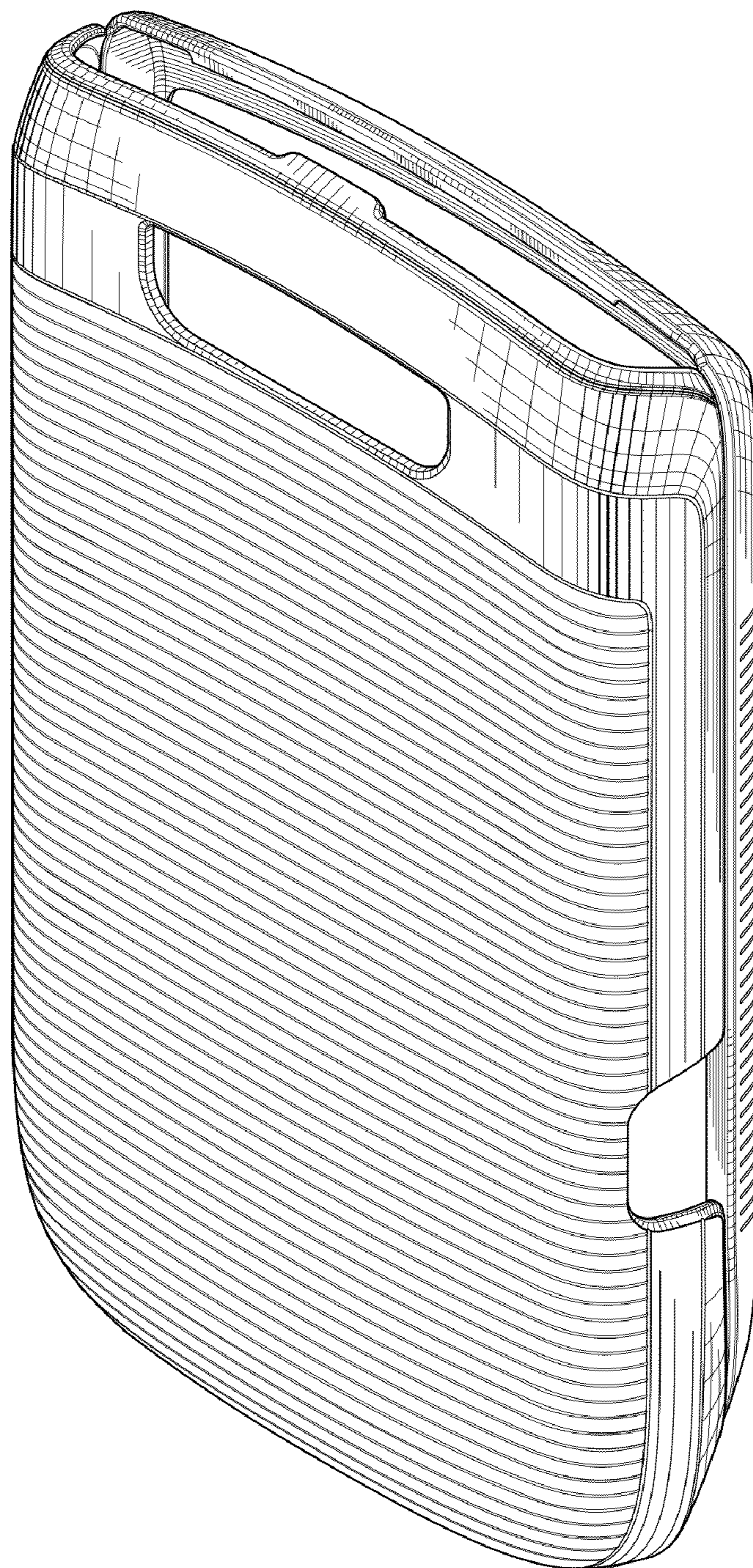


FIG.2

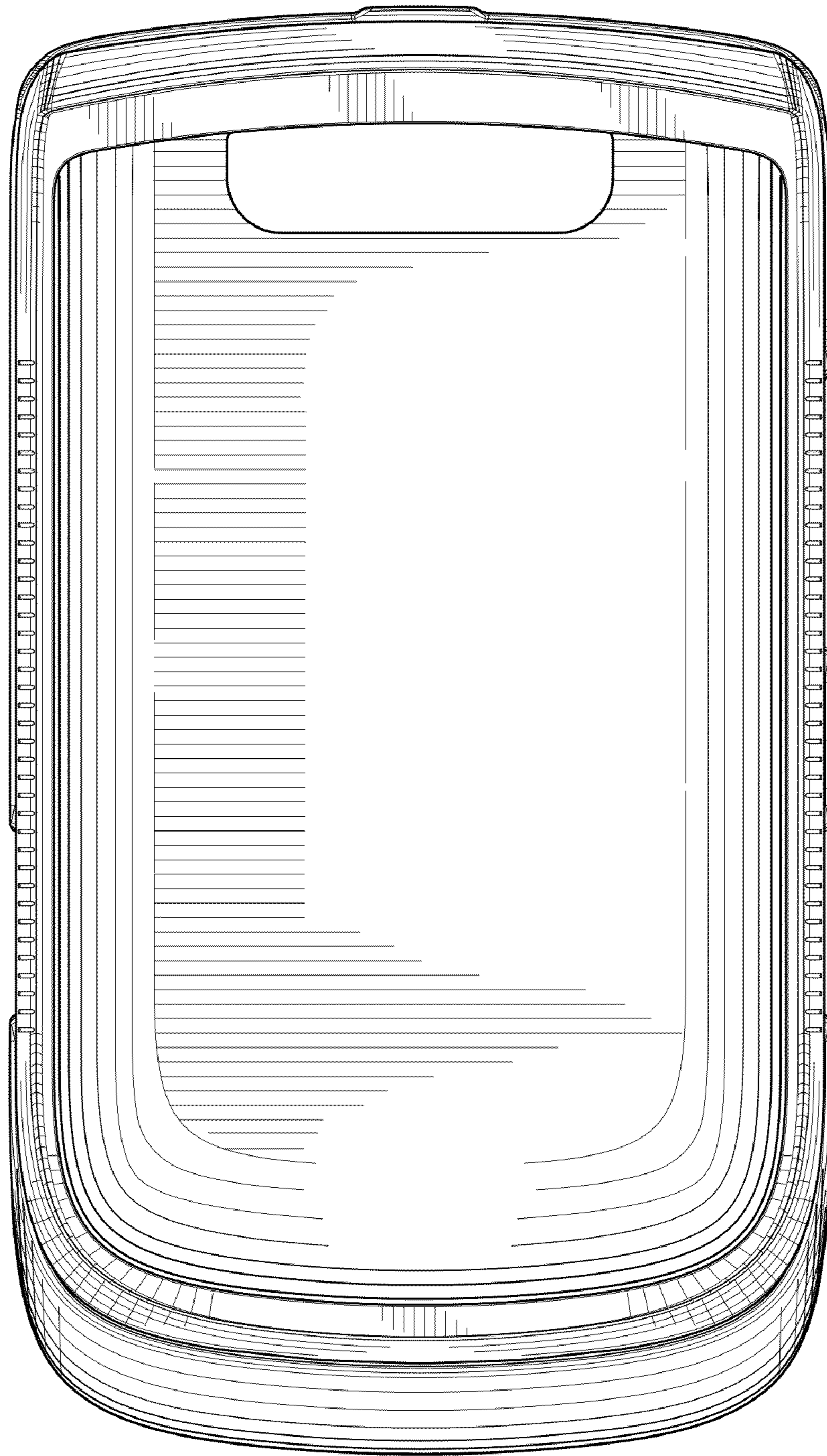


FIG.3




FIG.4

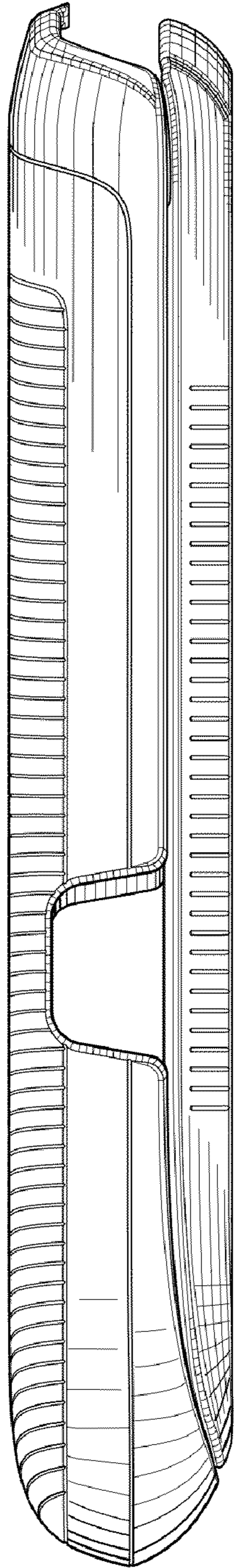


FIG. 5

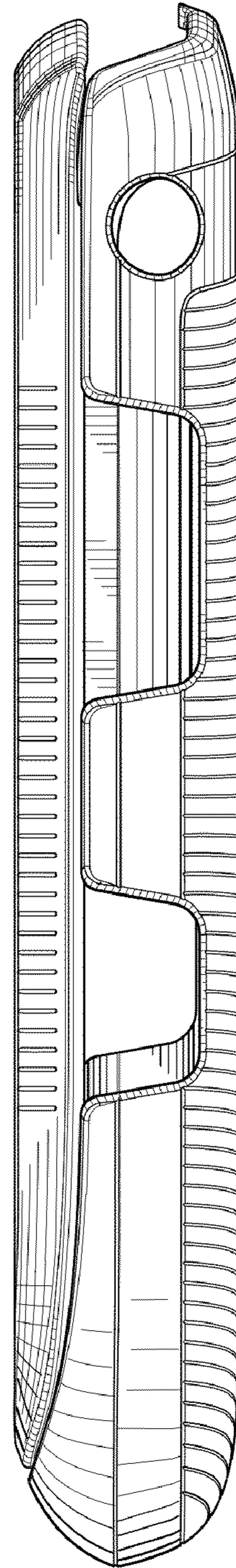


FIG. 6

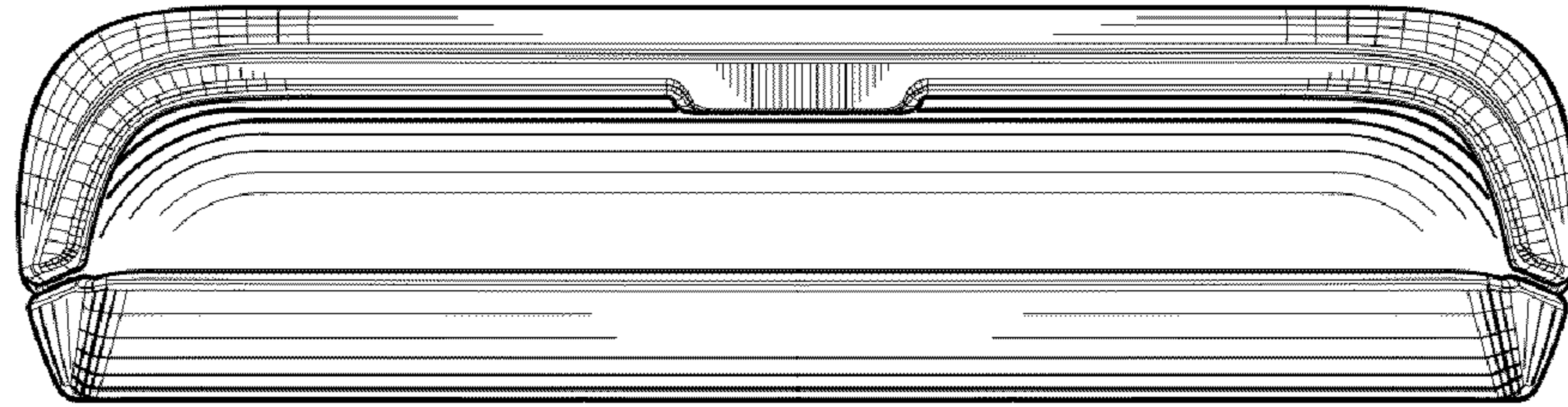


FIG. 7




FIG. 8