



US00D679687S

(12) **United States Design Patent**
Murchison et al.

(10) **Patent No.:** **US D679,687 S**

(45) **Date of Patent:** **** Apr. 9, 2013**

(54) **HANDHELD ELECTRONIC DEVICE SHELL**

(75) Inventors: **Ian James Murchison**, Toronto (CA);
Anders Fahrendorff, Ottawa (CA)

(73) Assignee: **Research In Motion Limited**, Waterloo,
Ontario (CA)

(**) Term: **14 Years**

(21) Appl. No.: **29/385,410**

(22) Filed: **Feb. 14, 2011**

(51) **LOC (9) Cl.** **14-03**

(52) **U.S. Cl.** **D14/250**

(58) **Field of Classification Search** D3/201,
D3/218, 269, 273, 301, 303; D14/203.3–203.7,
D14/217, 238.1, 240, 248, 253, 440, 496

See application file for complete search history.

(56) **References Cited**

U.S. PATENT DOCUMENTS

| | | | | | | |
|----------|---|---|--------|--------------------|-------|-----------|
| D339,690 | S | * | 9/1993 | Takahashi et al. | | D3/218 |
| D610,135 | S | * | 2/2010 | Hofer et al. | | D14/248 |
| D614,179 | S | * | 4/2010 | Behar et al. | | D14/248 |
| D653,248 | S | * | 1/2012 | Fahrendorff et al. | | D14/250 |
| D653,249 | S | * | 1/2012 | Fahrendorff et al. | | D14/250 |
| D653,659 | S | * | 2/2012 | Fahrendorff et al. | | D14/250 |
| D656,928 | S | * | 4/2012 | Jones et al. | | D14/238.1 |

OTHER PUBLICATIONS

Google search <http://lux-case.com/catalog/product/gallery/id/2632/image/5588/>[Sep. 27, 2012 4:40:57 PM] searched by R. Shields.*

Google search <http://shop.crackberry.com/incipio-ultra-light-feather-case/4A123A7432.htm>[Sep. 27, 2012 4:35:07 PM] searched by R. Shields.*

Google search <http://shop.crackberry.com/blackberry-soft-shell/4AA8731.htm>[Sep. 27, 2012 4:36:04 PM] searched by R. Shields.*

* cited by examiner

Primary Examiner — Robert M Spear

Assistant Examiner — Rhea Shields

(57) **CLAIM**

We claim the ornamental design for a handheld electronic device shell, as shown and described.

DESCRIPTION

FIG. 1 is a back perspective view of a handheld electronic device shell;

FIG. 2 is a back elevational view of the handheld electronic device shell;

FIG. 3 is a front elevational view thereof;

FIG. 4 is a right elevational view thereof;

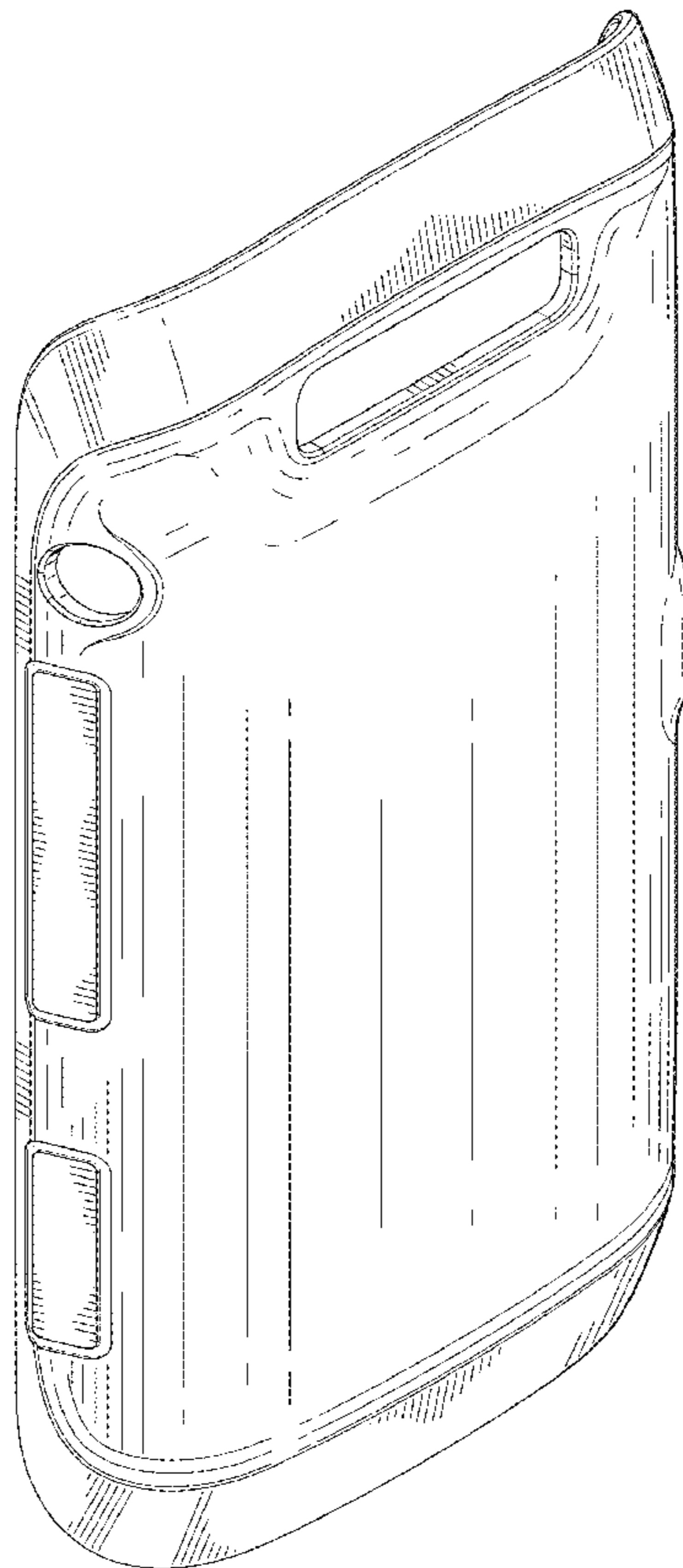
FIG. 5 is a left elevational view thereof;

FIG. 6 is a bottom plan view thereof; and,

FIG. 7 is a top plan view thereof.

The broken lines shown in the drawings of the handheld electronic device shell are for the purpose of illustrating portions of the article and form no part of the claimed design.

1 Claim, 5 Drawing Sheets



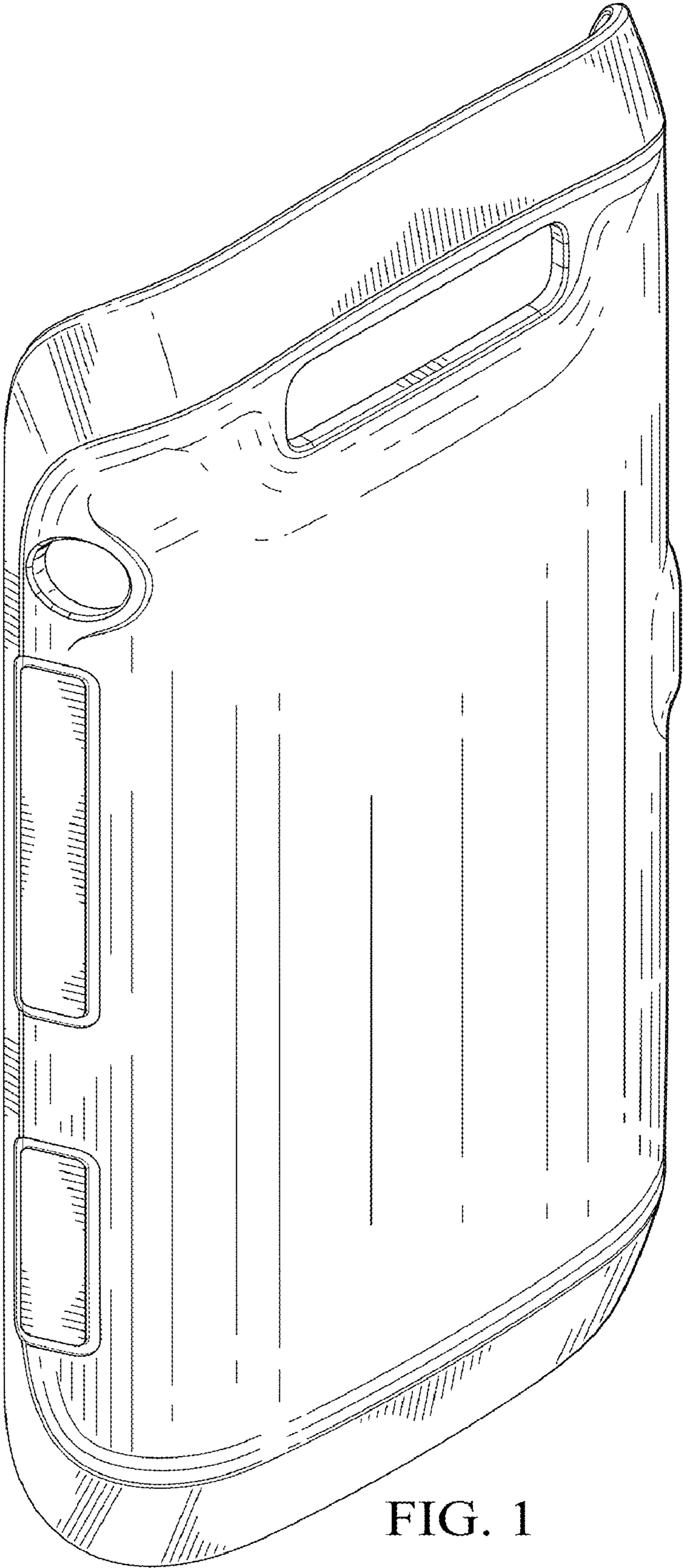


FIG. 1

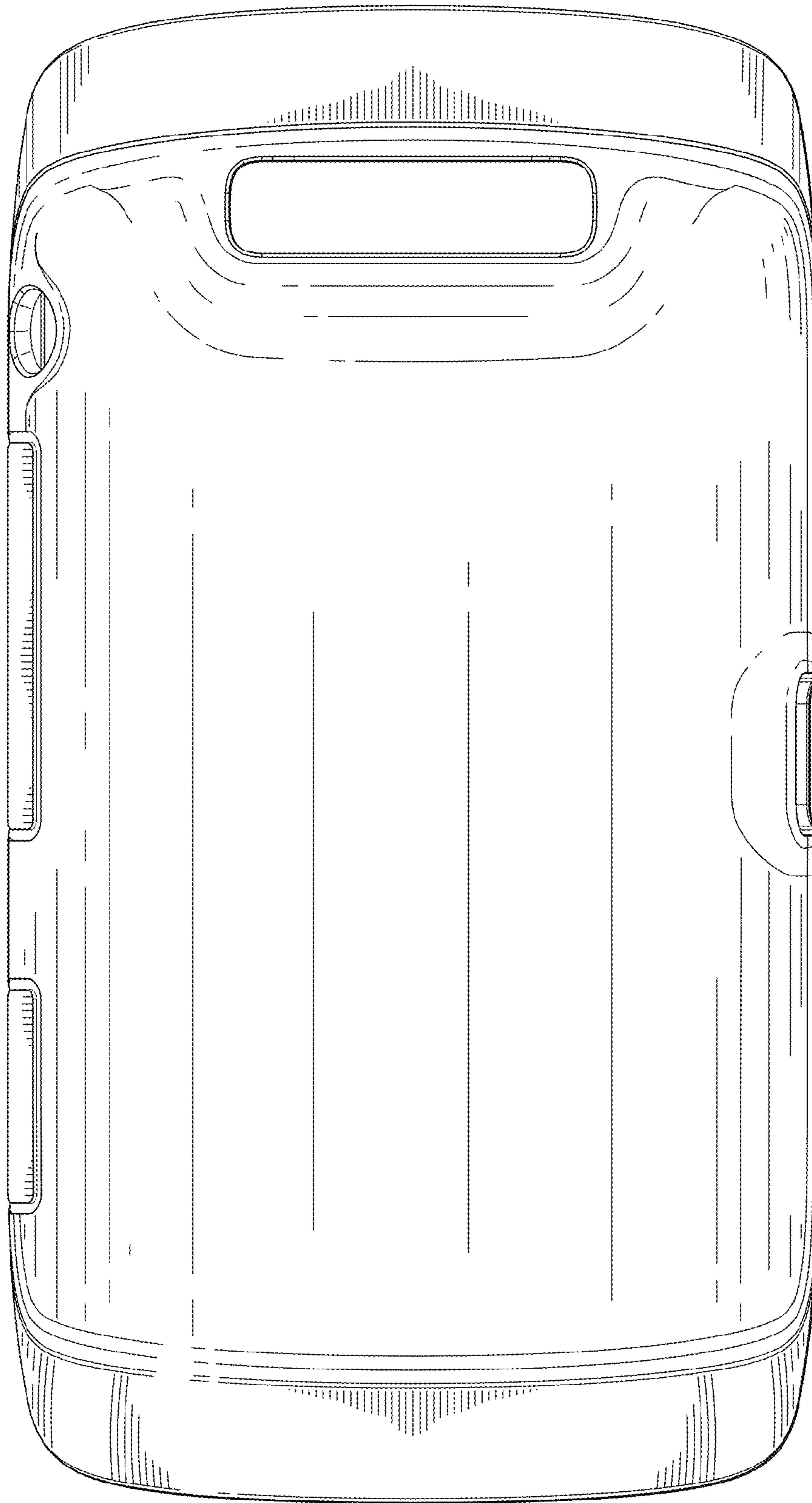


FIG. 2

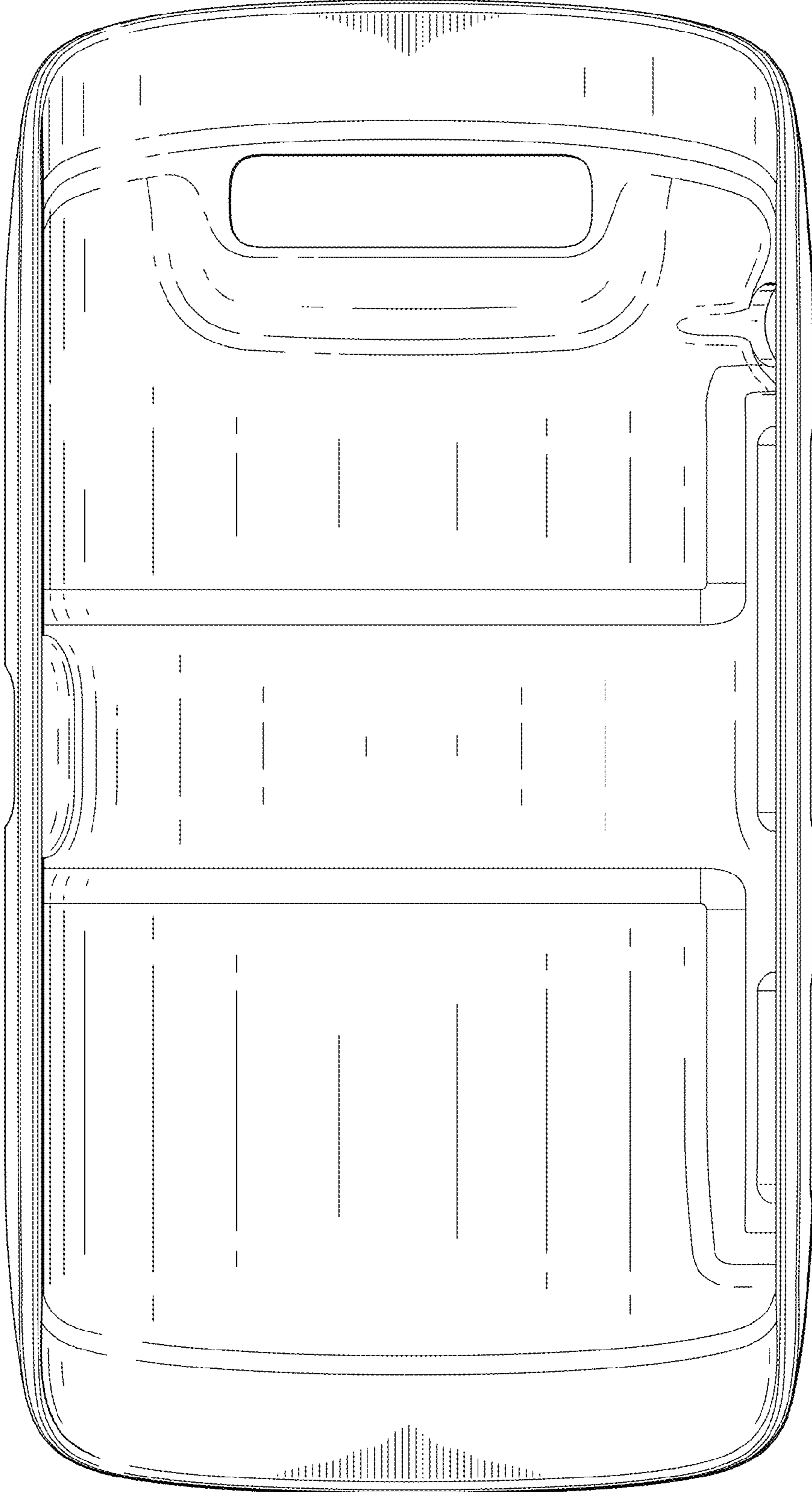


FIG. 3

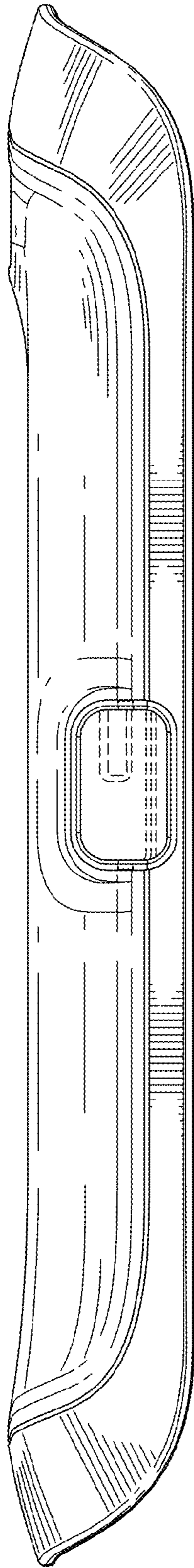


FIG. 4

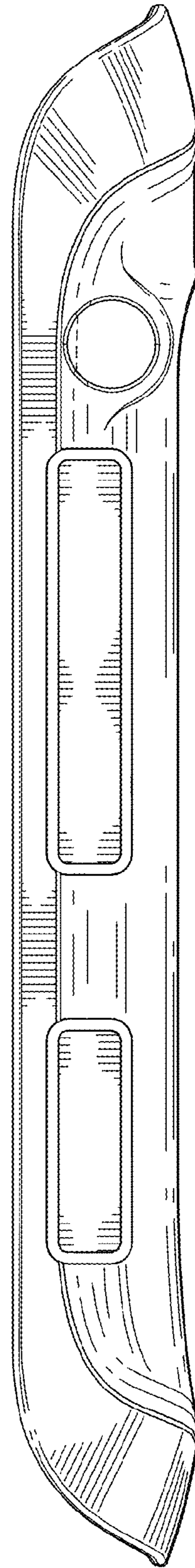


FIG. 5

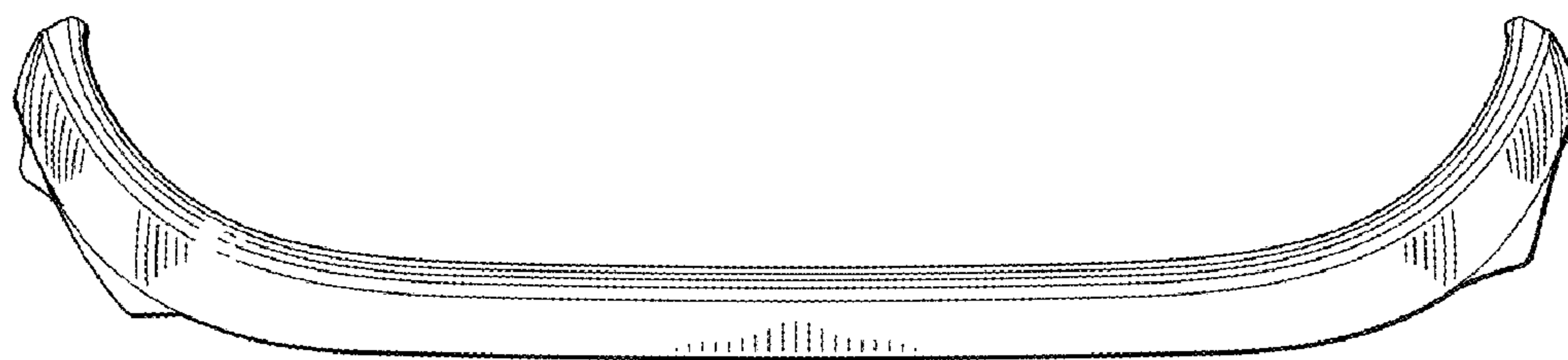


FIG. 6

FIG. 7

