



US00D679686S

(12) **United States Design Patent**
Murchison et al.

(10) **Patent No.:** **US D679,686 S**
(45) **Date of Patent:** **** Apr. 9, 2013**

(54) **HANDHELD ELECTRONIC DEVICE SHELL**

(75) Inventors: **Ian James Murchison**, Toronto (CA);
Anders Fahrendorff, Ottawa (CA)
(73) Assignee: **Research In Motion Limited**, Waterloo,
Ontario (CA)

(**) Term: **14 Years**

(21) Appl. No.: **29/385,316**

(22) Filed: **Feb. 11, 2011**

(51) **LOC (9) Cl.** **14-03**

(52) **U.S. Cl.** **D14/250**

(58) **Field of Classification Search** D3/201,
D3/218, 269, 273, 301, 303; D14/203.3–203.7,
D14/217, 238.1, 240, 248, 253, 440, 496
See application file for complete search history.

(56) **References Cited**

U.S. PATENT DOCUMENTS

| | | | | | | |
|----------|---|---|--------|--------------------|-------|-----------|
| D339,690 | S | * | 9/1993 | Takahashi et al. | | D3/218 |
| D610,135 | S | * | 2/2010 | Hofer et al. | | D14/248 |
| D614,179 | S | * | 4/2010 | Behar et al. | | D14/248 |
| D653,248 | S | * | 1/2012 | Fahrendorff et al. | | D14/250 |
| D653,249 | S | * | 1/2012 | Fahrendorff et al. | | D14/250 |
| D653,659 | S | * | 2/2012 | Fahrendorff et al. | | D14/250 |
| D656,928 | S | * | 4/2012 | Jones et al. | | D14/238.1 |

OTHER PUBLICATIONS

Google search <http://lux-case.com/catalog/product/gallery/id/2632/image/5588/>[Sep. 27, 2012 4:40:57 PM] searched by R. Shields.*
Google search <http://shop.crackberry.com/incipio-ultra-light-feather-case/4A123A7432.htm>[Sep. 27, 2012 4:35:07 PM] searched by R. Shields.*
Google search <http://shop.crackberry.com/blackberry-soft-shell/4AA8731.htm>[Sep. 27, 2012 4:36:04 PM] searched by R. Shields.*

* cited by examiner

Primary Examiner — Robert M Spear
Assistant Examiner — Rhea Shields


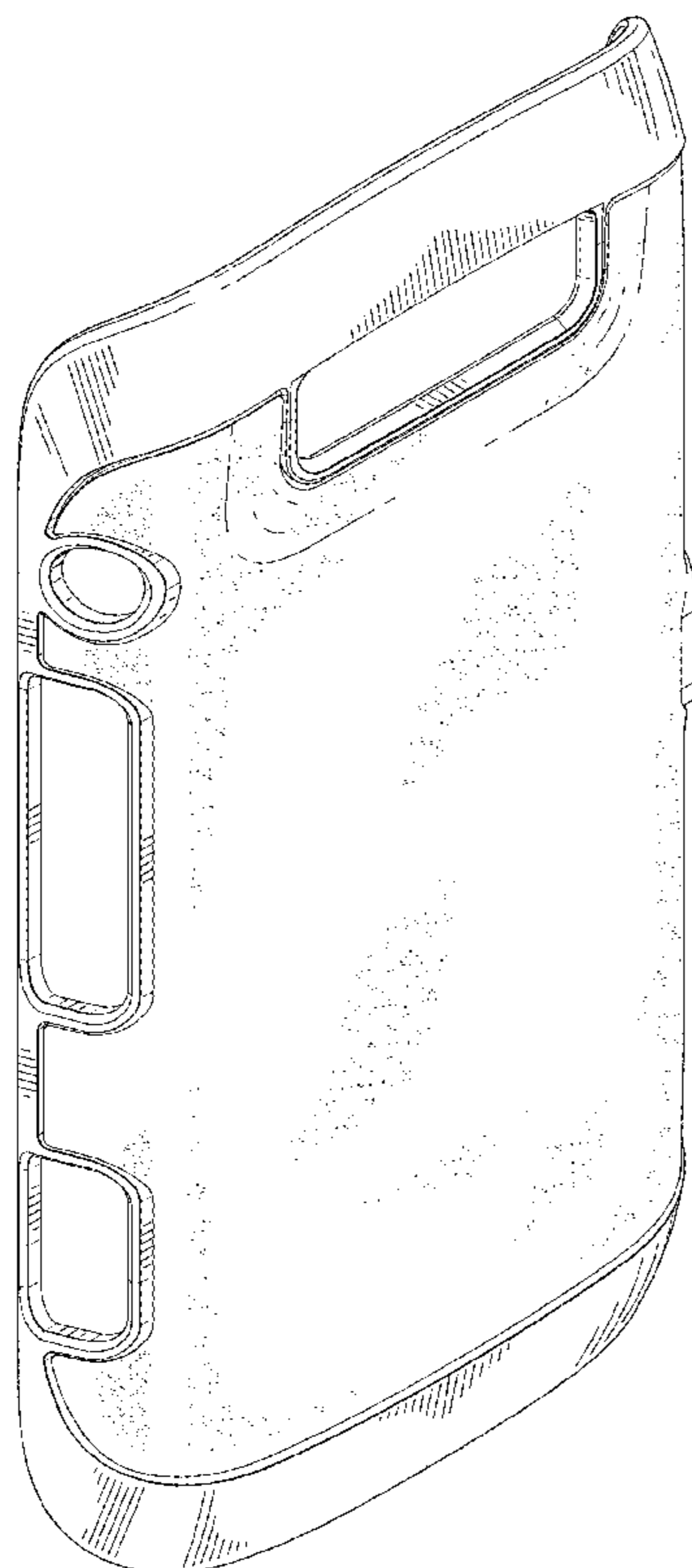
(57) **CLAIM**

We claim the ornamental design for a handheld electronic device shell, as shown and described.

DESCRIPTION

FIG. 1 is a back perspective view of a handheld electronic device shell;
FIG. 2 is a back elevational view of the handheld electronic device shell;
FIG. 3 is a front elevational view thereof;
FIG. 4 is a right elevational view thereof;
FIG. 5 is a left elevational view thereof;
FIG. 6 is a bottom plan view thereof; and,
FIG. 7 is a top plan view thereof.

1 Claim, 5 Drawing Sheets



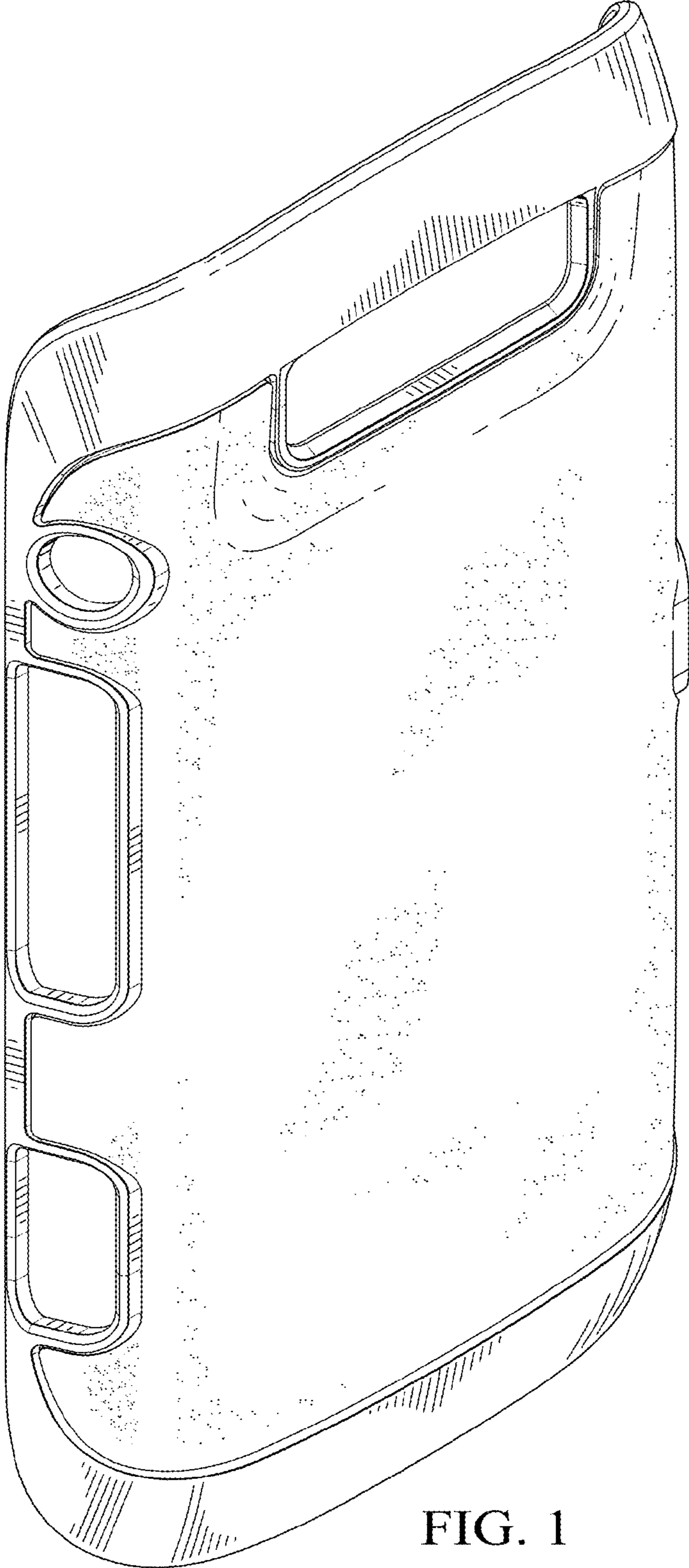


FIG. 1




FIG. 2

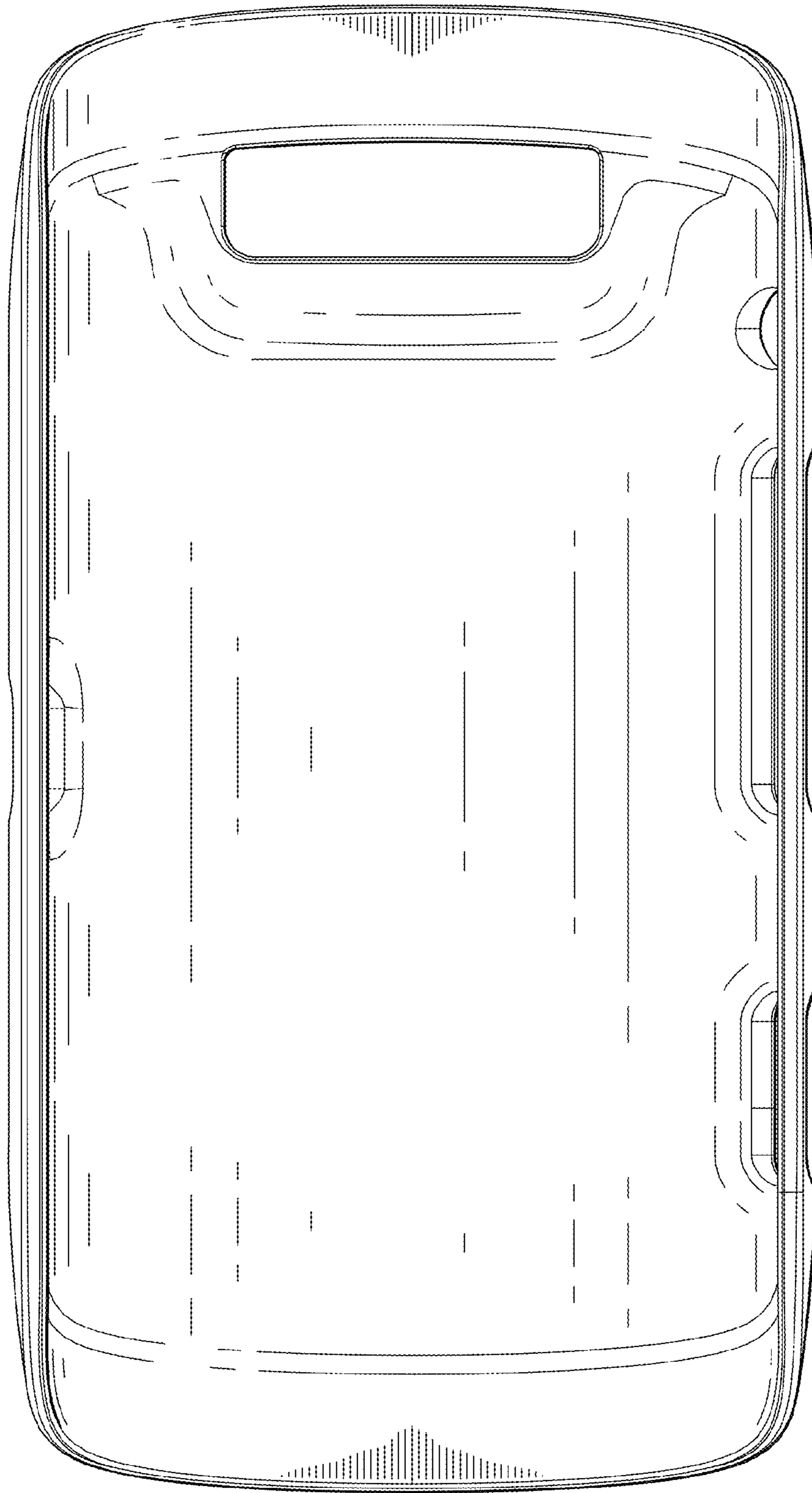


FIG. 3

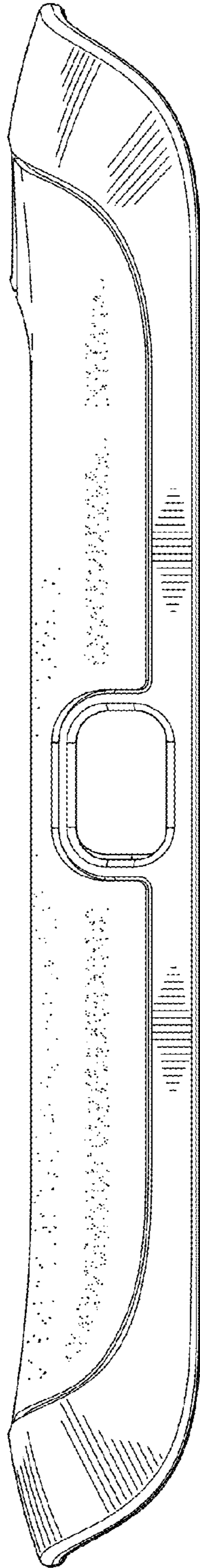


FIG. 4

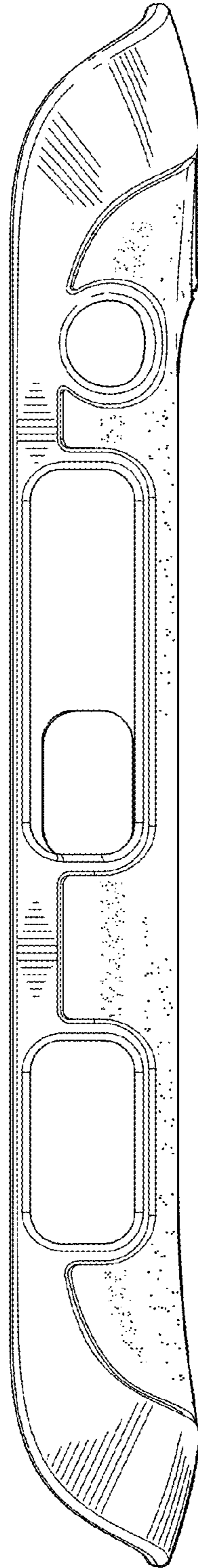


FIG. 5

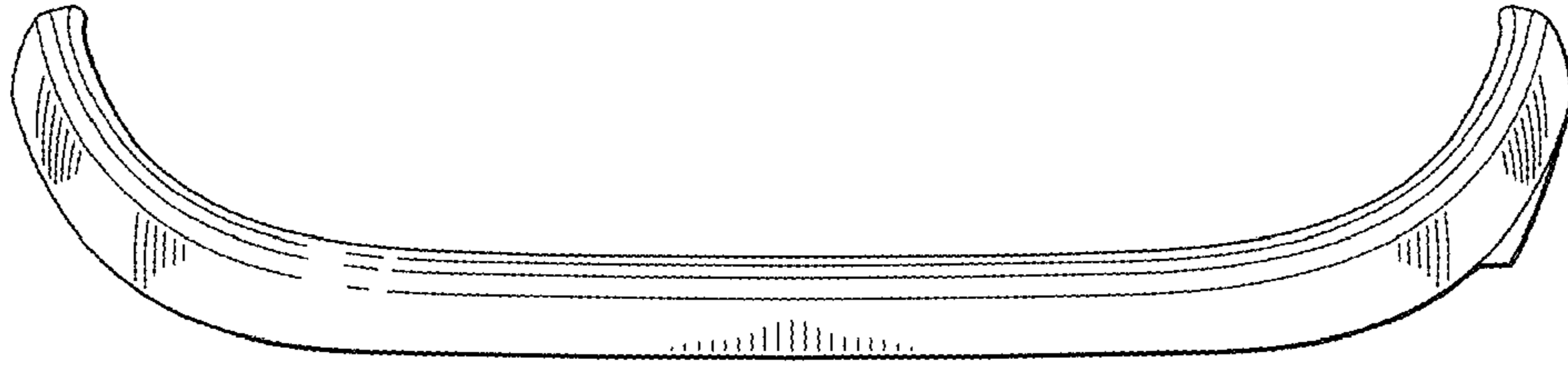


FIG. 6

FIG. 7

