



US00D679680S

(12) **United States Design Patent**  
**Wood et al.**

(10) **Patent No.:** **US D679,680 S**

(45) **Date of Patent:** **\*\* Apr. 9, 2013**

(54) **REMOTE CONTROL**

(75) Inventors: **Anthony Wood**, Palo Alto, CA (US);  
**Lloyd Klarke**, Sunnyvale, CA (US);  
**Charles Seiber**, Portola Valley, CA (US)

(73) Assignee: **Roku, Inc.**, Saratoga, CA (US)

(\*\*) Term: **14 Years**

(21) Appl. No.: **29/397,869**

(22) Filed: **Jul. 21, 2011**

(51) **LOC (9) Cl.** ..... **14-03**

(52) **U.S. Cl.**  
USPC ..... **D14/218**

(58) **Field of Classification Search** ..... D14/218,  
D14/455; D13/168; D21/566; D10/104,  
D10/106; 345/169; 348/14.05, 114, 211.99,  
348/734; 340/825.24; 341/22; 455/92, 95,  
455/128, 151.1–151.4, 352, 355, FOR. 121;  
700/65

See application file for complete search history.

(56) **References Cited**

U.S. PATENT DOCUMENTS

D417,220 S *	11/1999	Godette et al. ....	D14/218
D433,403 S *	11/2000	Backs et al. ....	D14/218
D543,971 S *	6/2007	d’Hoore ....	D14/218
D571,790 S *	6/2008	Yoshitake et al. ....	D14/218
D601,129 S *	9/2009	Maruska et al. ....	D14/218
D612,839 S *	3/2010	Kato ....	D14/218

D614,604 S *	4/2010	Hoehn et al. ....	D14/218
D628,192 S *	11/2010	Hsu et al. ....	D14/218
D628,986 S *	12/2010	VanDuyn et al. ....	D14/218
D628,988 S *	12/2010	Yu ....	D14/218
D630,189 S *	1/2011	Daniels et al. ....	D14/218
D634,277 S *	3/2011	Chouji ....	D13/168
D647,887 S *	11/2011	Dawson et al. ....	D14/218

\* cited by examiner

*Primary Examiner* — John Windmuller

(74) *Attorney, Agent, or Firm* — Cooley LLP

(57) **CLAIM**

The ornamental design for a remote control, as shown and described.

**DESCRIPTION**

FIG. 1 is a perspective view of a remote control showing our new design;

FIG. 2 is a top view thereof;

FIG. 3 is a bottom view thereof;

FIG. 4 is a right side view thereof;

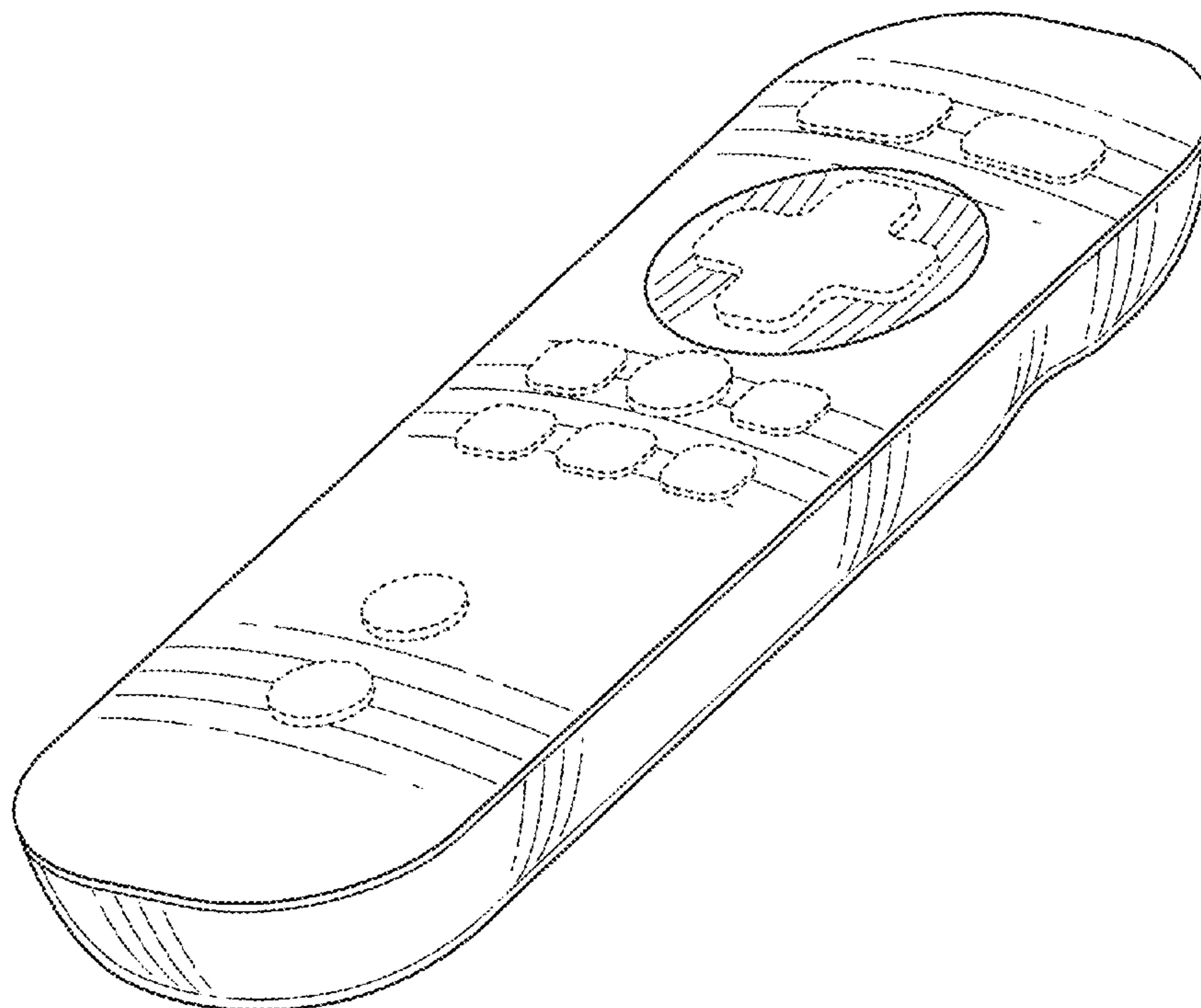
FIG. 5 is a left side view thereof;

FIG. 6 is a front plan view thereof; and,

FIG. 7 is a rear plan view thereof.

The broken lines in the Figures are for illustrative purposes only and form no part of the claimed design.

**1 Claim, 4 Drawing Sheets**



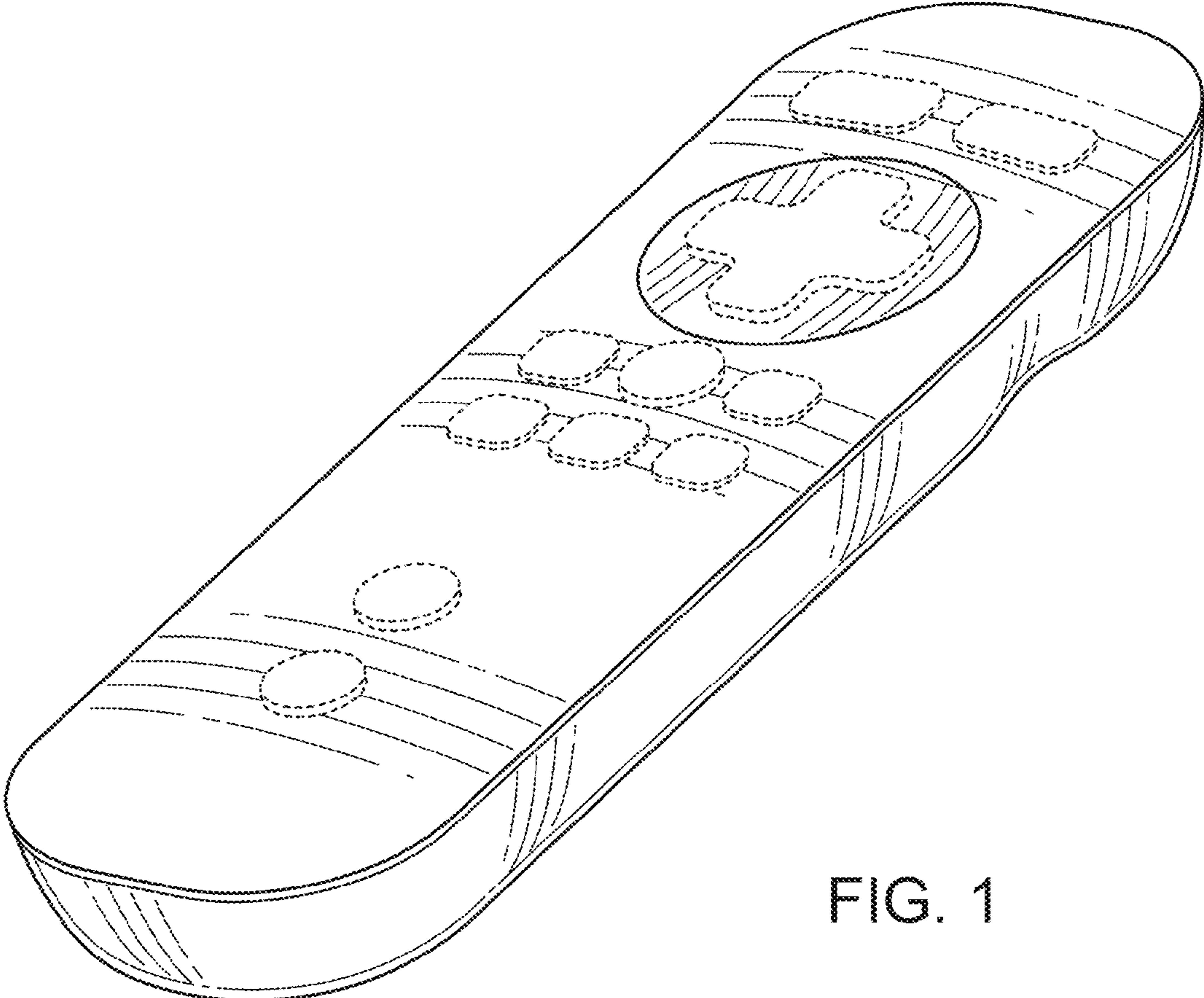


FIG. 1

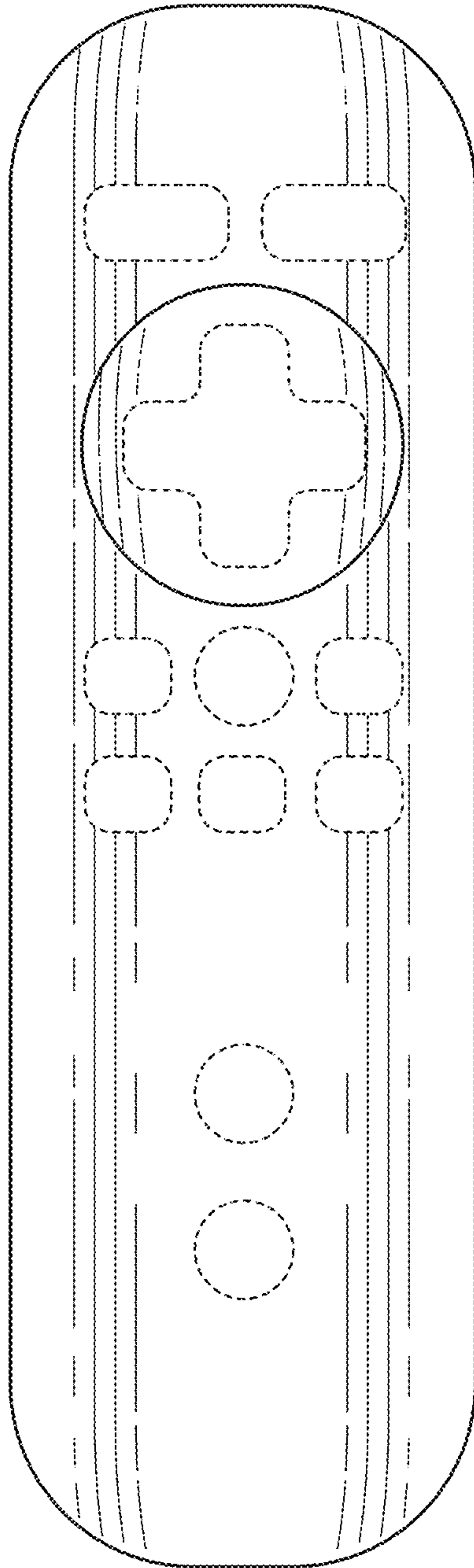


FIG. 2

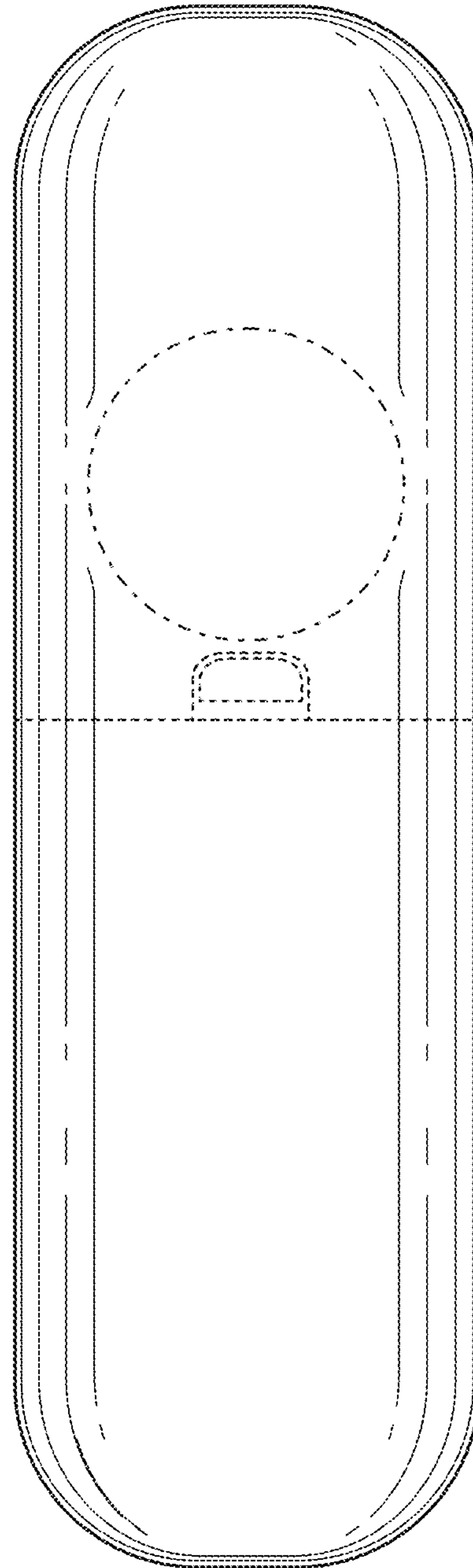


FIG. 3

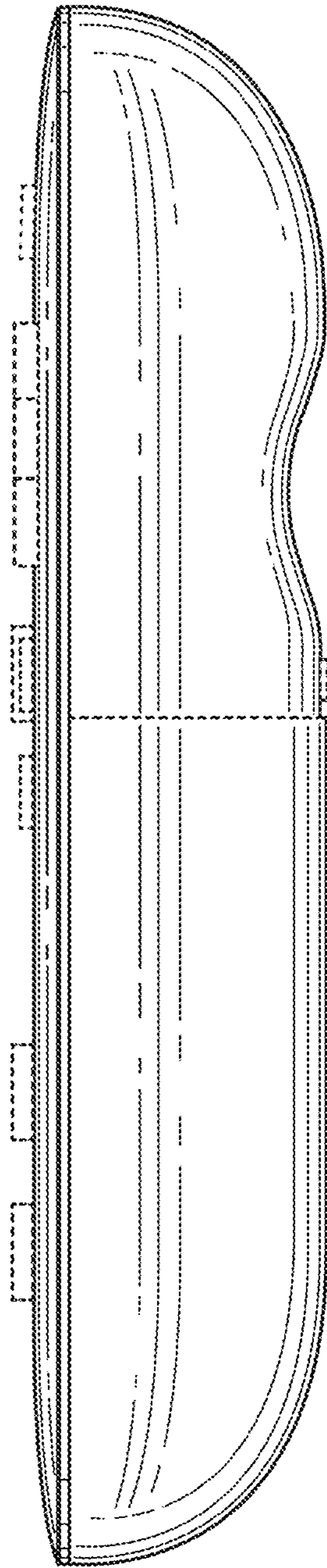


FIG. 4

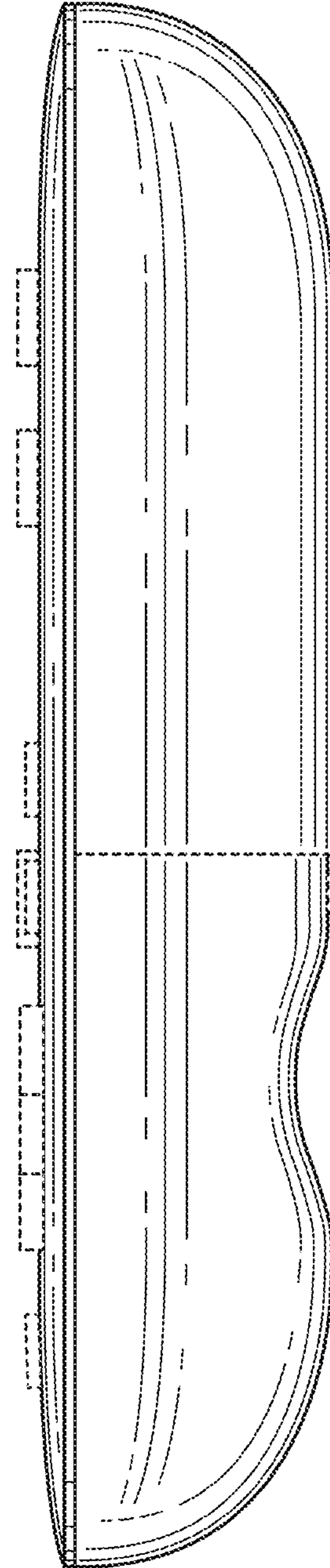


FIG. 5



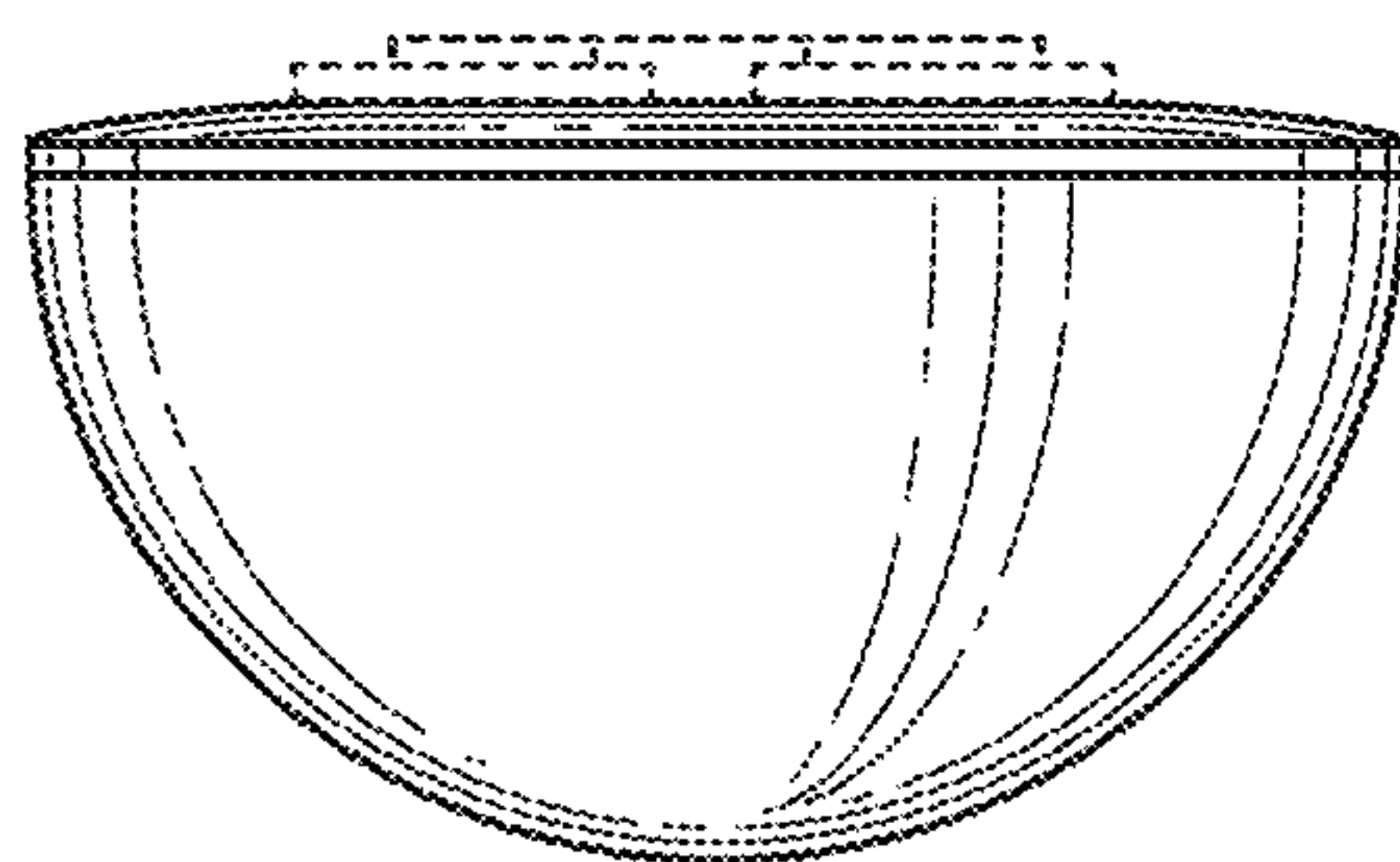


FIG. 6

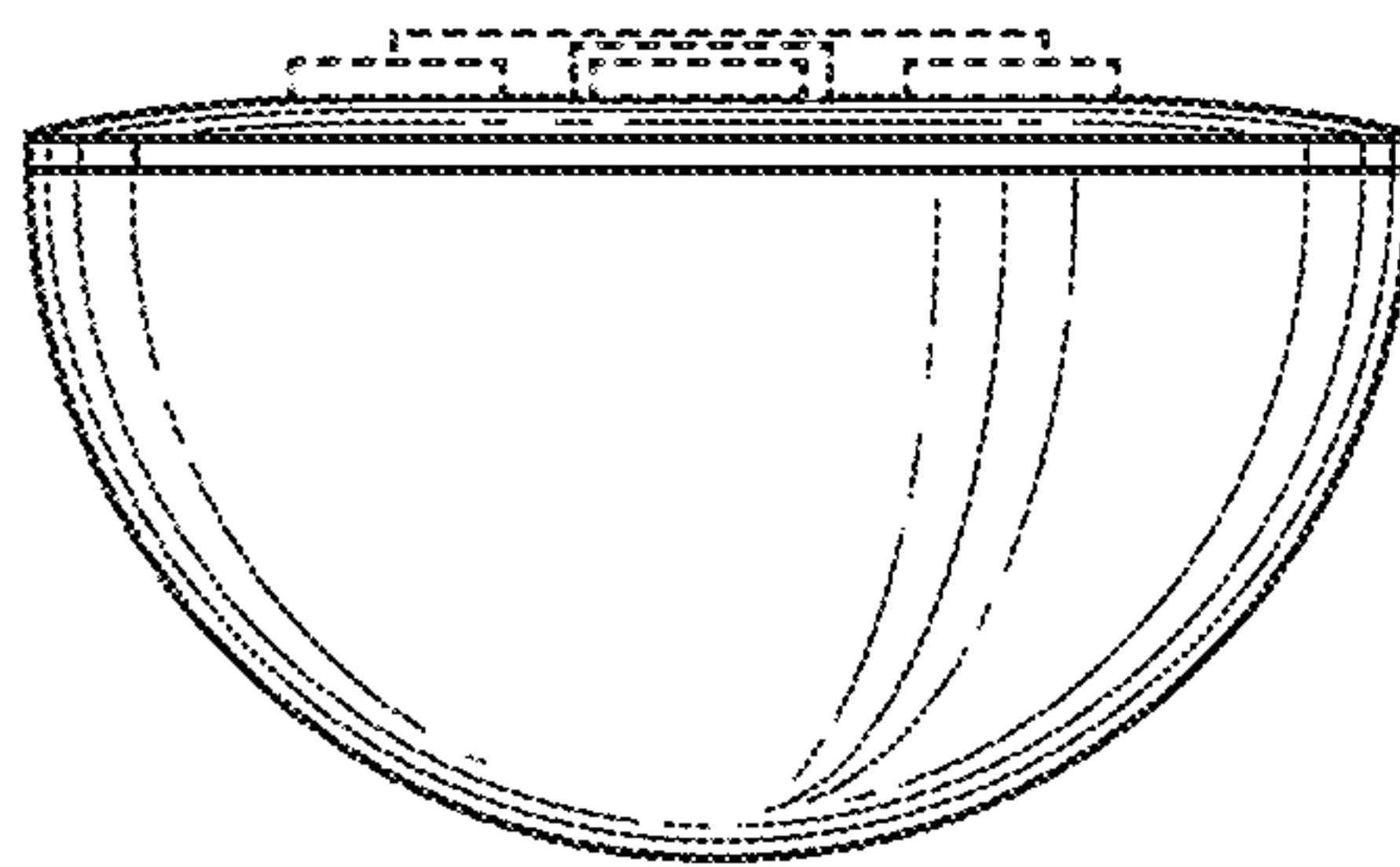


FIG. 7