



US00D679669S

(12) **United States Design Patent**  
**Inoue et al.**

(10) **Patent No.:** **US D679,669 S**

(45) **Date of Patent:** **\*\* Apr. 9, 2013**

(54) **TELEVISION APPARATUS**

(75) Inventors: **Takashi Inoue**, Nara (JP); **Mitsuru Takami**, Osaka (JP)

(73) Assignee: **Panasonic Corporation**, Osaka (JP)

(\*\*) Term: **14 Years**

(21) Appl. No.: **29/372,991**

(22) Filed: **Feb. 14, 2011**

(30) **Foreign Application Priority Data**

Dec. 10, 2010 (JP) ..... 2010-029454

(51) **LOC (9) Cl.** ..... **14-03**

(52) **U.S. Cl.** ..... **D14/126**

(58) **Field of Classification Search** ..... D14/125-134,  
D14/239, 371, 136, 374-377, 440, 450, 448,  
D14/336, 342; 312/7.2; 348/836, 838, 180,  
348/184, 325, 739; 341/12; 248/917-924,  
248/465; 345/104, 133, 156, 168, 87, 173;  
720/605, 669, 600, 655; 369/99, 197; 455/344-347;  
D21/329, 515, 577, 622, 333, 433, 448, 452,  
D21/450, 331; D6/477, 479, 300; 273/148 B;  
446/484, 175, 356; D10/15, 26

See application file for complete search history.

(56) **References Cited**

**U.S. PATENT DOCUMENTS**

D567,198 S *	4/2008	Yang et al.	.....	D14/126
D578,495 S *	10/2008	Yokota	.....	D14/126
D580,896 S *	11/2008	Niitsu	.....	D14/126
D620,908 S *	8/2010	Suzuki et al.	.....	D14/126
D640,214 S *	6/2011	Inoue et al.	.....	D14/126
D640,998 S *	7/2011	Takami et al.	.....	D14/126

\* cited by examiner

*Primary Examiner* — Rapahel Barkai  
*Assistant Examiner* — Randall Gholson

(74) *Attorney, Agent, or Firm* — Brinks Hofer Gilson & Lione

(57) **CLAIM**

We claim the ornamental design for a television apparatus, as shown and described.

**DESCRIPTION**

The file of this patent contains at least one drawing executed in color. Copies of this patent with color drawings will be provided by the Office upon request and payment of the necessary fee.

FIG. 1 is a front perspective view of a television apparatus of the present invention;

FIG. 2 is a front view thereof;

FIG. 3 is a rear view thereof;

FIG. 4 is a first side view thereof;

FIG. 5 is a second side view thereof;

FIG. 6 is a top view thereof;

FIG. 7 is a bottom view thereof;

FIG. 8 is a cross-section view taken along the line 8-8 of FIG. 2;

FIG. 9 is a cross-section view taken along the line 9-9 of FIG. 2;

FIG. 10 is a cross-section view taken along the line 10-10 of FIG. 2; and,

FIG. 11 is a cross-section view taken along the line 11-11 of FIG. 2.

In FIGS. 1 and 2, color shown in the display margins is a part of the claimed design. Applicants disclaim any colors, contrasts or textures implied in the remaining parts of the design by the background media, on which the design is printed or shown, as these form no part of the claimed design.

The oblique lines shown in the lower display margins in FIGS. 1 and 2 are surface shading to show the contour of the surfaces, and the lines themselves are not a part of the colored claimed design.

**1 Claim, 4 Drawing Sheets**  
**(2 of 4 Drawing Sheet(s) Filed in Color)**




FIG.1






FIG.2

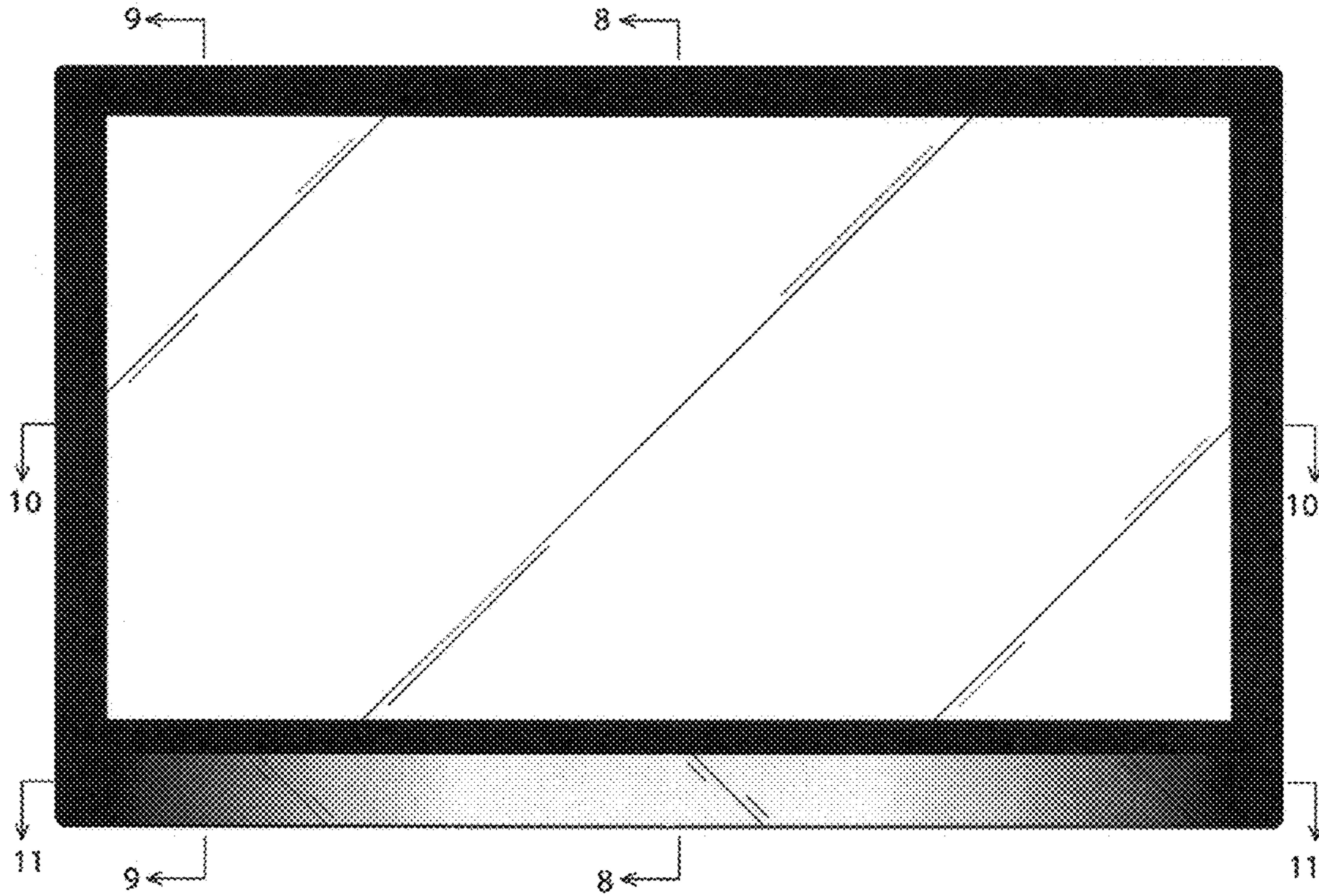


FIG.3




FIG.4



FIG.5




FIG.6




FIG.7




FIG.8




FIG.9




FIG.10




FIG.11

