

US00D679649S

(12) **United States Design Patent**
Merrill

(10) **Patent No.:** **US D679,649 S**
(45) **Date of Patent:** **** Apr. 9, 2013**

(54) **VEHICLE TRACTION MAT**

(71) Applicant: **Shannon C. Merrill**, Hamilton, OH
(US)

(72) Inventor: **Shannon C. Merrill**, Hamilton, OH
(US)

(**) Term: **14 Years**

(21) Appl. No.: **29/432,933**

(22) Filed: **Sep. 24, 2012**

4,211,366 A	7/1980	Czarnota	
4,230,269 A	10/1980	Uchanski	
4,650,115 A	3/1987	Fontaine	
D315,326 S *	3/1991	Pinto	D12/608
5,204,159 A	4/1993	Tan	
D364,837 S *	12/1995	Hargrove	D12/608
5,538,183 A	7/1996	McGee	
D392,924 S *	3/1998	Shleyovich	D12/608
D433,660 S *	11/2000	Hough	D12/217
6,779,738 B1	8/2004	Stannard	
D496,628 S *	9/2004	Chiang	D12/608
7,229,232 B2	6/2007	Amelung, Sr.	
D615,032 S *	5/2010	Pinto	D12/608
D654,428 S *	2/2012	Chiang	D12/608

* cited by examiner

Related U.S. Application Data

(63) Continuation-in-part of application No. 29/432,286,
filed on Sep. 14, 2012.

(51) **LOC (9) Cl.** **12-15**

(52) **U.S. Cl.** **D12/608**

(58) **Field of Classification Search** D12/608,
D12/217, 203, 400; D6/582; 238/14; 248/352;
152/208, 213 R; 254/88; 404/35-36
See application file for complete search history.

References Cited

U.S. PATENT DOCUMENTS

D196,773 S *	10/1963	Carter	D12/400
D200,688 S *	3/1965	Miles	D12/400
3,640,459 A	2/1972	Preisler	
D226,621 S *	4/1973	Bartman	D12/608
3,858,803 A	1/1975	Gantert	
4,121,765 A	10/1978	Fosteris	

Primary Examiner — Stacia Cadmus

(74) *Attorney, Agent, or Firm* — Montgomery Patent &
Design LLC; Robert C. Montgomery

(57) **CLAIM**

The ornamental design for a vehicle traction mat, as shown
and described.

DESCRIPTION

FIG. 1 is a top perspective view of a vehicle traction mat,
showing my new design;

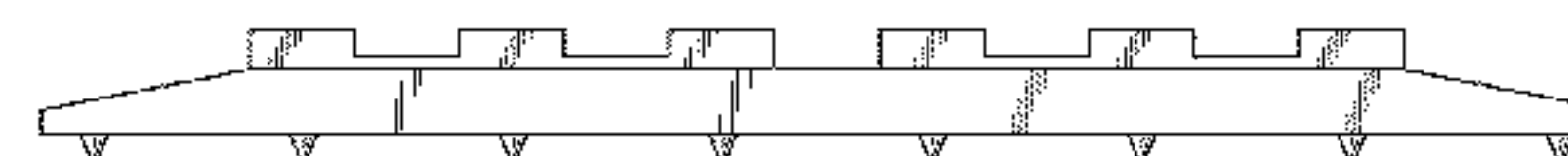
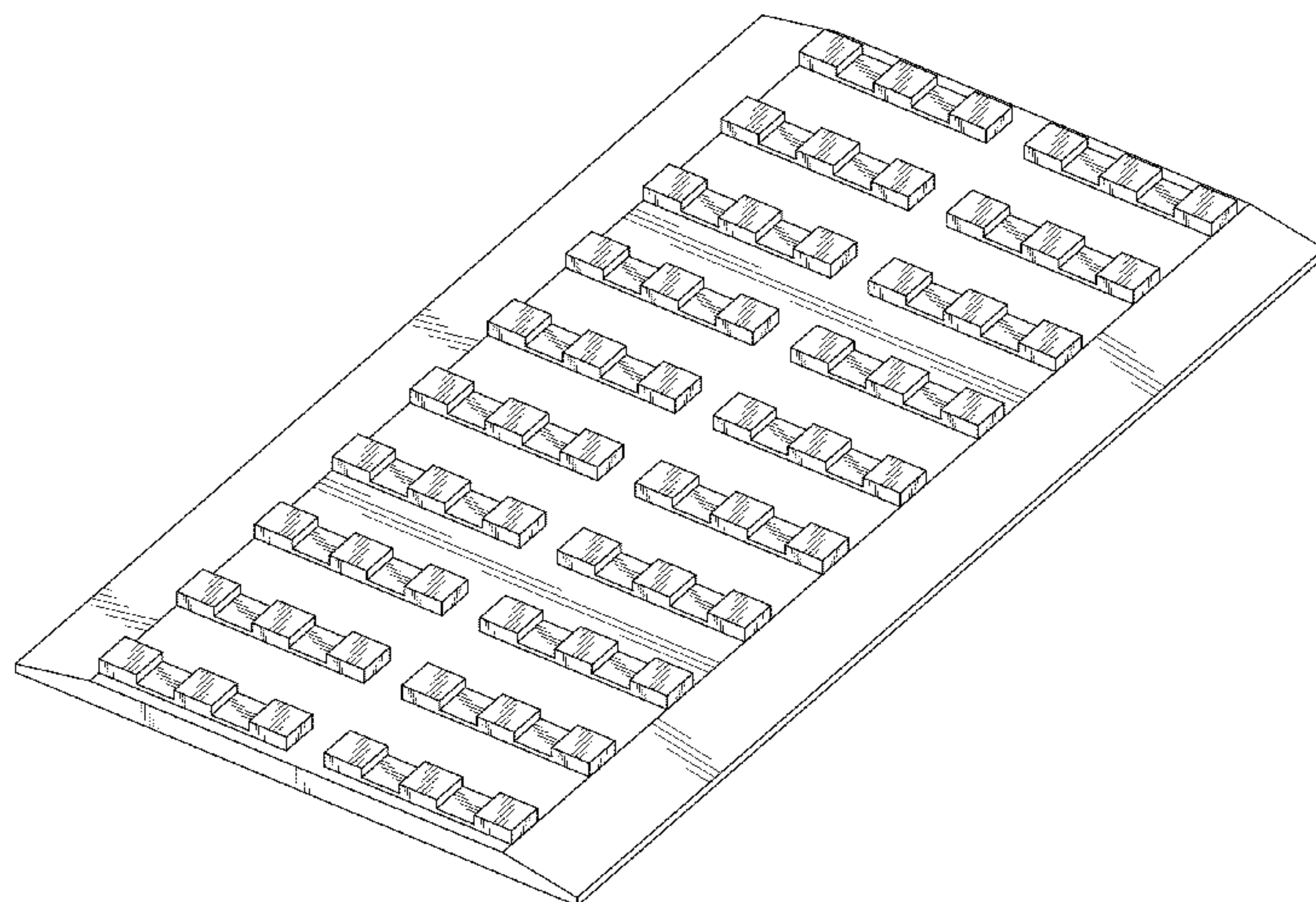
FIG. 2 is a front view of thereof with a rear view being a
mirror image;

FIG. 3 is a left side view thereof with a right side view being
a mirror image;

FIG. 4 is a top view thereof; and,

FIG. 5 is a bottom view thereof.

1 Claim, 5 Drawing Sheets



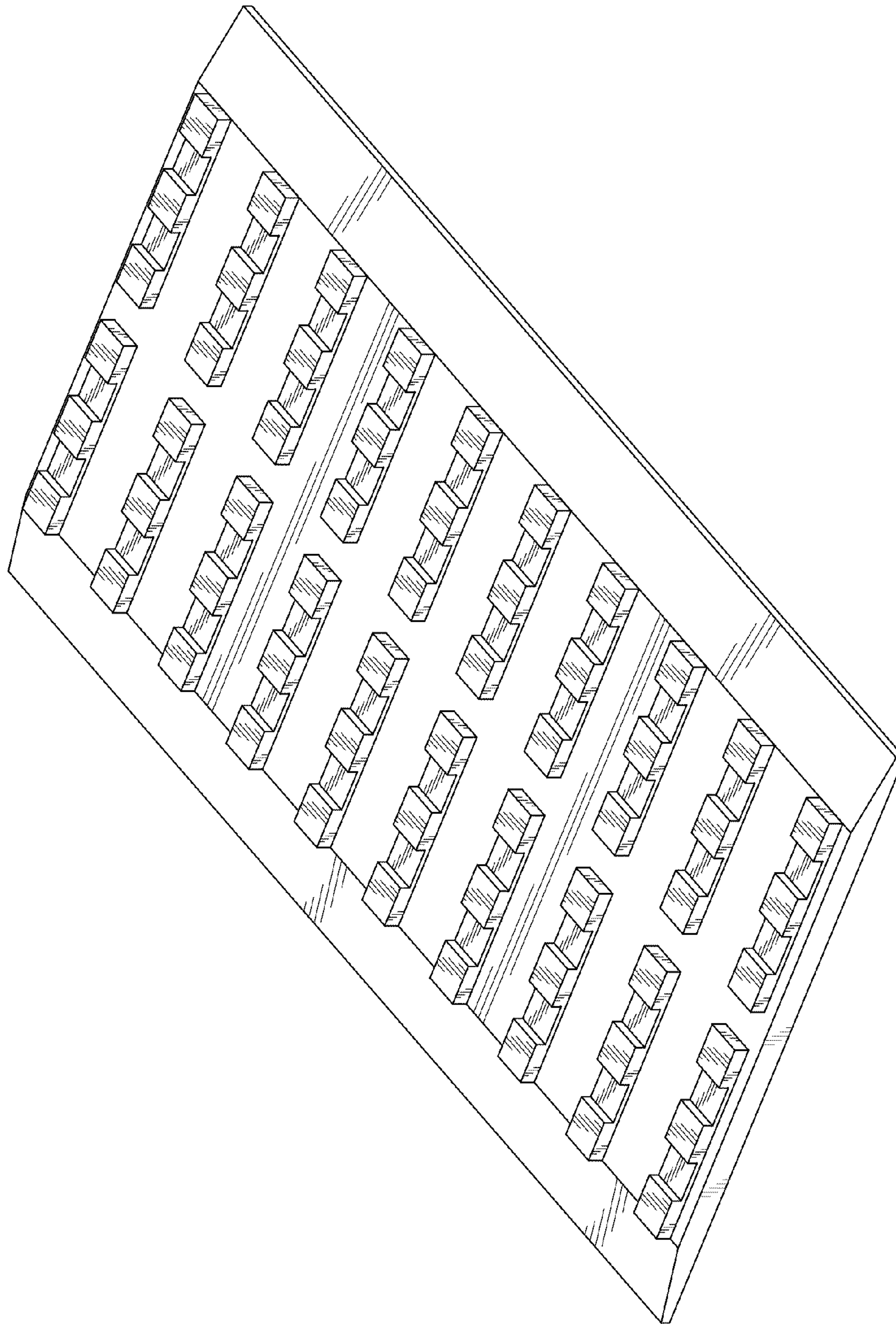


Fig. 1

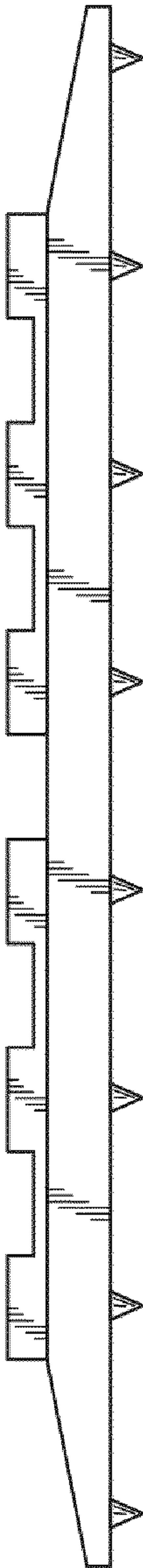


Fig. 2

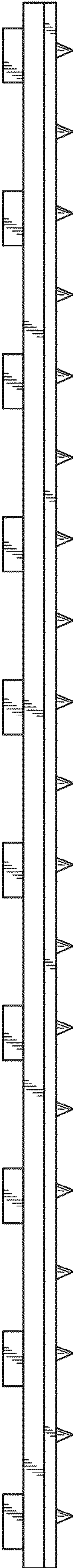


Fig. 3

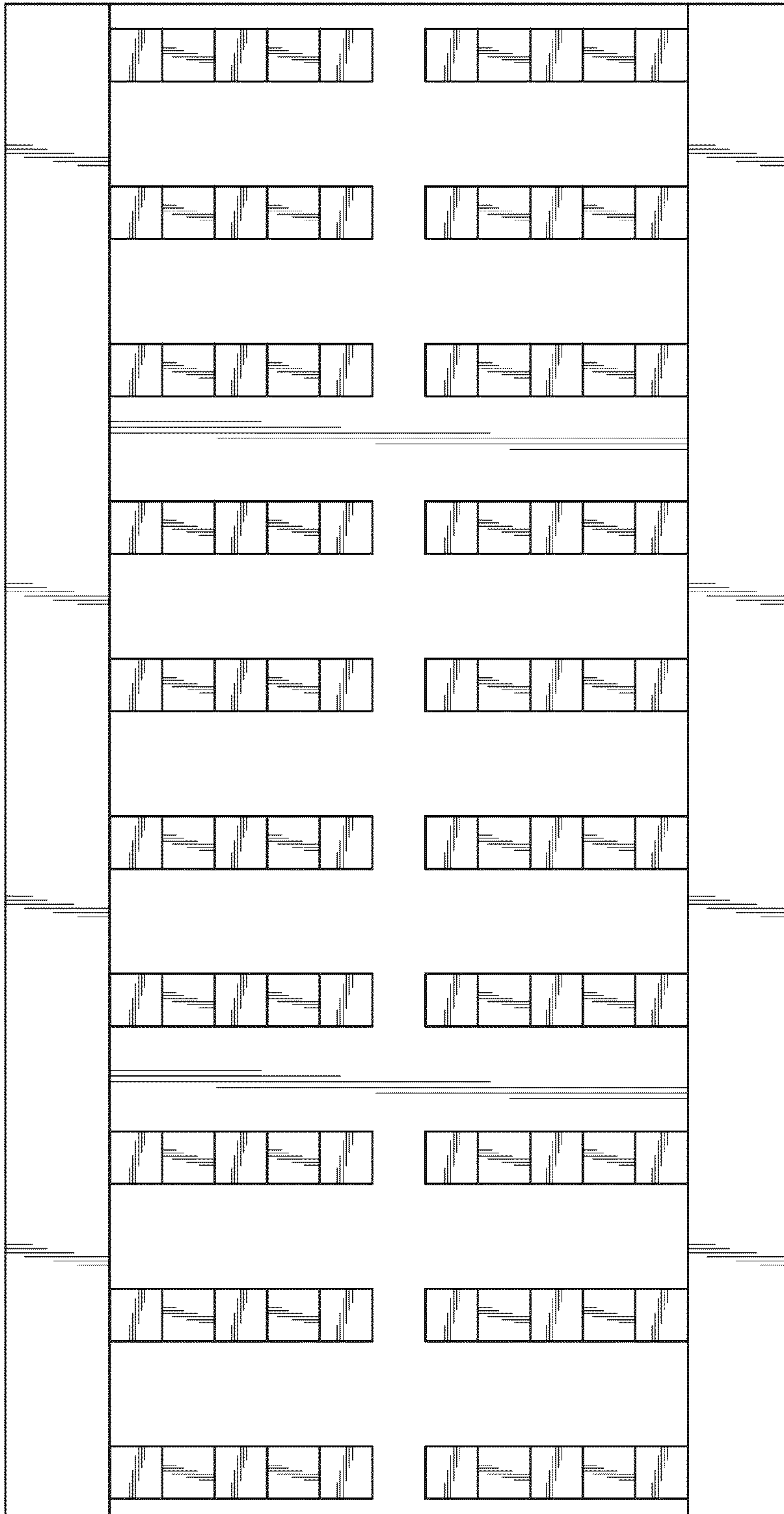


Fig. 4

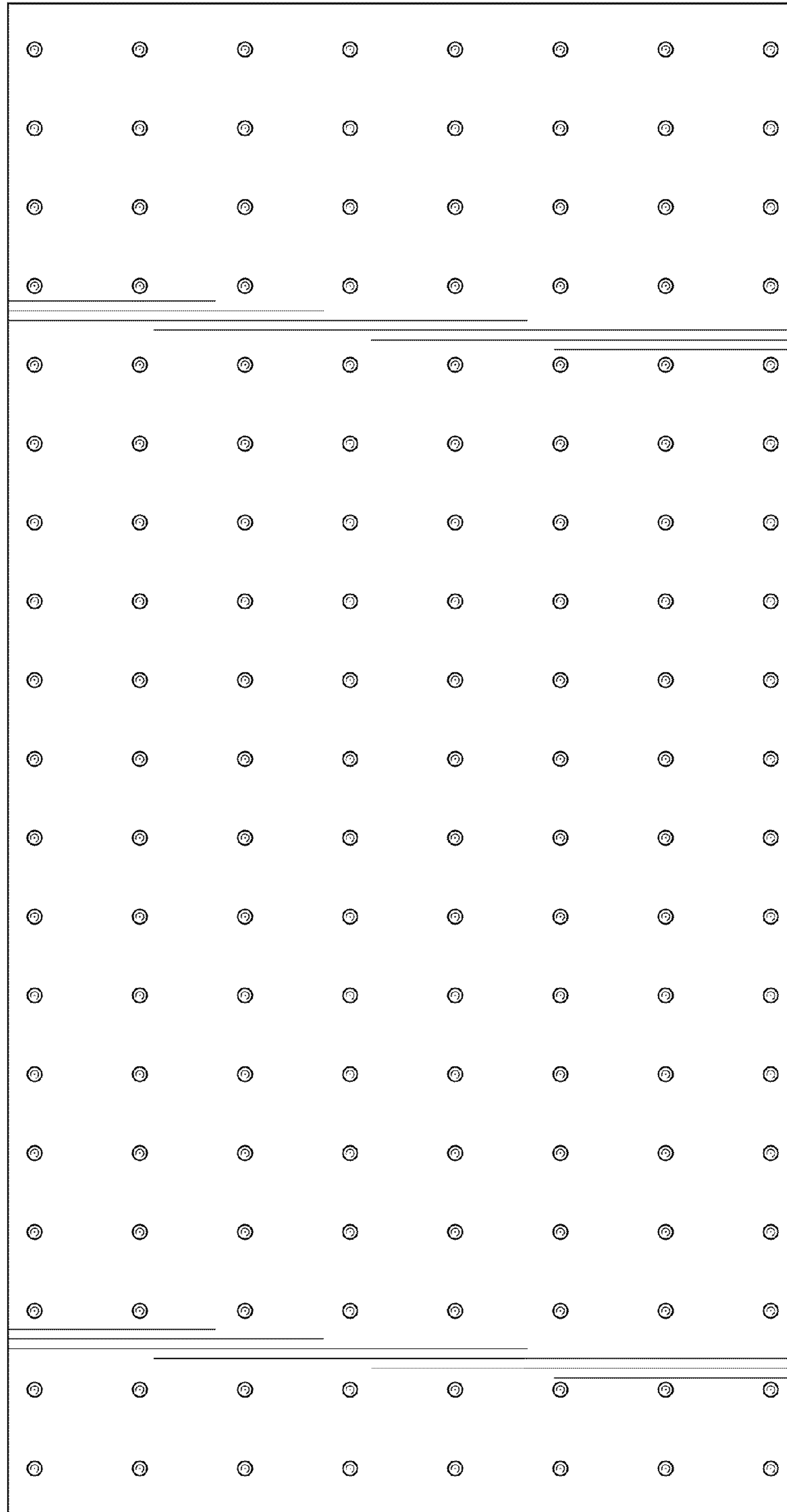


Fig. 5